

Airline Activity Report

November 2017

Indianapolis Airport Authority

Indianapolis International Airport
Airline Activity Summary
For Month Ending November 2017

Passenger

Domestic	**Nov (cur)**	**Nov (pre)**	**Difference**	**% Change**	**YTD Nov (cur)**	**YTD Nov (pre)**	**Difference**	**% Change**
Scheduled								
Deplaning	369,320	341,742	27,578	**8.1%**	3,996,975	3,890,950	106,025	**2.7%**
Enplaning	372,717	339,989	32,728	**9.6%**	3,957,546	3,840,913	116,633	**3.0%**
Subtotal	742,037	681,731	60,306	**8.8%**	7,954,521	7,731,863	222,658	**2.9%**
Charter								
Deplaning	1,708	2,319	-611	**-26.3%**	11,500	10,400	1,100	**10.6%**
Enplaning	2,191	2,533	-342	**-13.5%**	12,812	10,843	1,969	**18.2%**
Subtotal	3,899	4,852	-953	**-19.6%**	24,312	21,243	3,069	**14.4%**
Total Domestic	**745,936**	**686,583**	**59,353**	**8.6%**	**7,978,833**	**7,753,106**	**225,727**	**2.9%**
International								
Deplaning	1,912	2,300	-388	**-16.9%**	37,781	36,652	1,129	**3.1%**
Enplaning	2,075	2,087	-12	**-0.6%**	37,703	34,833	2,870	**8.2%**
Total International	**3,987**	**4,387**	**-400**	**-9.1%**	**75,484**	**71,485**	**3,999**	**5.6%**
Total Deplaning	372,940	346,361	26,579	**7.7%**	4,046,256	3,938,002	108,254	**2.7%**
Total Enplaning	376,983	344,609	32,374	**9.4%**	4,008,061	3,886,589	121,472	**3.1%**
Total Passengers	**749,923**	**690,970**	**58,953**	**8.5%**	**8,054,317**	**7,824,591**	**229,726**	**2.9%**

Air Cargo (in tons)

Mail								
Inbound	140	98	42	**43.4%**	1,437	1,069	368	**34.4%**
Outbound	332	296	36	**12.1%**	2,928	2,451	477	**19.4%**
Subtotal Mail	472	394	78	**19.9%**	4,365	3,520	845	**24.0%**
Freight Domestic								
Inbound	40,467	39,910	558	**1.4%**	415,191	429,386	-14,195	**-3.3%**
Outbound	41,569	40,623	946	**2.3%**	421,612	443,019	-21,406	**-4.8%**
Subtotal Freight Domestic	82,037	80,533	1,504	**1.9%**	836,804	872,405	-35,601	**-4.1%**
Freight International								
Inbound	3,908	3,525	384	**10.9%**	37,786	31,943	5,843	**18.3%**
Outbound	4,638	4,450	189	**4.2%**	47,152	40,164	6,988	**17.4%**
Subtotal Freight International	8,547	7,974	573	**7.2%**	84,938	72,106	12,832	**17.8%**
Total Cargo	**91,056**	**88,901**	**2,155**	**2.4%**	**926,107**	**948,031**	**-21,925**	**-2.3%**

Aircraft Operations

Air Carrier	10,342	10,231	111	**1.1%**	112,935	111,612	1,323	**1.2%**
Air Taxi	1,584	1,768	-184	**-10.4%**	15,514	21,810	-6,296	**-28.9%**
Civil Itinerant	1,138	1,125	13	**1.2%**	13,581	14,020	-439	**-3.1%**
Military	0	0	0	**0.0%**	0	340	-340	**-100.0%**
Military Itinerant	80	42	38	**90.5%**	3,941	243	3,698	**1521.8%**
Total Operations	**13,144**	**13,166**	**-22**	**-0.2%**	**145,971**	**148,025**	**-2,054**	**-1.4%**

Landing Weights (in tons)

Passenger Aircraft	212,050	207,916	4,134	**2.0%**	2,353,771	2,337,184	16,587	**0.7%**
Freight Aircraft	225,818	225,849	-31	**0.0%**	2,266,476	2,341,965	-75,489	**-3.2%**
Total Landed Weights	**437,869**	**433,766**	**4,103**	**0.9%**	**4,620,247**	**4,679,150**	**-58,903**	**-1.3%**

Indianapolis International Airport
Enplanement Cumulative Year To Date

Carriers	January	February	March	April	May	June	July	August	September	October	November	December	Total
AIR GEORGIAN LIMITED DBA AIR CANADA EXPRE	1,369	1,314	1,967	1,864	2,358	3,393	3,126	2,835	2,729	3,008	1,662	-	25,625
ALASKA AIRLINES, INC.	-	-	-	-	3,233	5,008	5,205	4,829	4,462	7,044	6,398	-	36,179
ALLEGIANT AIR	12,668	12,826	18,309	15,215	17,527	20,337	20,337	13,580	8,419	17,455	15,448	-	172,121
AMERICAN AIRLINES, INC	68,972	68,134	84,570	75,784	89,109	88,498	83,851	80,591	78,159	90,322	81,894	-	889,884
DELTA AIR LINES, INC	64,594	62,916	85,773	76,492	82,110	93,258	88,295	81,181	79,714	90,640	82,911	-	887,884
ELI LILLY INTERNATIONAL CORPORATION	-	-	-	-	-	-	-	-	-	-	-	-	-
FRONTIER AIRLINES, INC.	8,555	8,032	11,443	9,523	9,045	9,081	10,301	10,733	10,199	9,413	12,660	-	108,985
MILLION AIR / INDIANAPOLIS AVIATION PARTNER	1,703	1,794	2,523	164	1,608	379	328	335	114	150	1,721	-	10,819
ONEJET, INC	157	233	228	185	212	235	100	235	193	219	192	-	2,189
SIGNATURE FLIGHT SUPPORT	-	-	-	-	-	-	-	-	-	-	-	-	-
SOUTHWEST AIRLINES	103,726	96,926	146,055	113,456	126,831	157,566	133,639	100,127	97,815	124,701	121,240	-	1,322,082
SUNWING AIRLINES	-	-	-	-	-	-	-	-	-	-	-	-	-
SWIFT AIR / AVIATION ADVANTAGE INC.	-	-	432	388	500	576	701	120	-	-	-	-	2,717
UNITED AIRLINES	40,014	39,228	51,658	45,812	52,798	55,089	51,771	48,943	52,545	56,134	52,856	-	546,848
VOLARIS AIRLINES / VACATION EXPRESS	-	378	-	614	606	563	560	-	-	-	-	-	2,721
OTHER CARGO CARRIERS / MISC.	-	-	-	-	3	-	2	-	1	-	1	-	7
Total	**301,758**	**291,781**	**402,958**	**339,497**	**385,940**	**433,983**	**398,216**	**343,509**	**334,350**	**399,086**	**376,983**	**-**	**4,008,061**
2017 Forecast	**-**	**-**	**-**	**-**	**-**	**-**	**-**	**-**	**-**	**-**	**-**	**-**	**-**
Variance (Act/Orig)	100%	100%	100%	100%	100%	100%	100%	100%	100%	100%	100%		
2017 Reforecast	**-**	**-**	**-**	**-**	**-**	**-**	**-**	**-**	**-**	**-**	**-**	**-**	**-**
Variance (Act/Orig)	100%	100%	100%	100%	100%	100%	100%	100%	100%	100%	100%		
2016 Actual	**292,449**	**305,686**	**385,484**	**349,630**	**377,575**	**404,318**	**378,763**	**324,778**	**342,717**	**380,580**	**344,609**	**353,239**	**4,239,828**
Variance (Act/Orig)	3%	-5%	5%	-3%	2%	7%	5%	6%	-2%	5%	9%		

Indianapolis International Airport
Deplanement Cumulative Year To Date

Carriers	January	February	March	April	May	June	July	August	September	October	November	December	Total
AIR GEORGIAN LIMITED DBA AIR CANADA EXPRE	1,749	1,473	1,814	2,203	2,164	2,861	3,423	3,068	2,759	3,305	1,764	-	26,583
ALASKA AIRLINES, INC.	-	-	-	-	3,131	5,089	5,196	5,157	4,966	6,877	6,356	-	36,772
ALLEGIANT AIR	12,900	12,551	17,086	17,048	14,536	19,874	19,874	14,411	7,618	16,954	15,349	-	168,201
AMERICAN AIRLINES, INC	73,394	68,250	81,695	82,271	87,343	88,770	86,729	84,077	78,426	91,995	81,449	-	904,399
DELTA AIR LINES, INC	70,677	64,890	81,318	82,055	79,456	92,972	90,885	87,553	78,616	92,991	82,210	-	903,623
ELI LILLY INTERNATIONAL CORPORATION	-	-	-	-	-	-	-	-	-	-	-	-	-
FRONTIER AIRLINES, INC.	8,778	8,878	11,513	10,337	8,278	7,980	9,834	10,413	10,041	9,795	12,842	-	108,689
MILLION AIR / INDIANAPOLIS AVIATION PARTNER	983	1,286	2,249	1,330	107	407	-	163	232	150	962	-	7,869
ONEJET, INC	168	214	225	181	221	239	122	231	193	219	192	-	2,205
SIGNATURE FLIGHT SUPPORT	-	-	-	-	-	-	-	-	-	-	-	-	-
SOUTHWEST AIRLINES	96,691	98,007	136,675	137,558	129,107	135,957	138,888	114,594	99,940	129,015	119,109	-	1,335,541
SUNWING AIRLINES	-	-	-	-	-	-	-	-	-	-	-	-	-
SWIFT AIR / AVIATION ADVANTAGE INC.	-	-	285	413	476	577	707	259	-	-	-	-	2,717
UNITED AIRLINES	42,048	39,936	49,808	47,885	50,800	54,161	53,215	50,179	50,408	55,890	52,706	-	547,036
VOLARIS AIRLINES / VACATION EXPRESS	-	270	-	483	595	707	561	-	-	-	-	-	2,616
OTHER CARGO CARRIERS / MISC.	-	-	-	-	2	-	1	-	1	-	1	-	5
Total	**307,388**	**295,755**	**382,668**	**381,764**	**376,216**	**409,594**	**409,435**	**370,105**	**333,200**	**407,191**	**372,940**	**-**	**4,046,256**
2016 Actual	**304,191**	**308,075**	**368,932**	**376,255**	**376,228**	**404,329**	**388,197**	**341,813**	**337,433**	**386,188**	**346,361**	**334,129**	**4,272,131**

Indianapolis International Airport
Landing Weights 2017

	January	February	March	April	May	June	July	August	September	October	November	December	Total
Passenger Carriers													
AIR GEORGIAN LIMITED DBA AIR CANADA EXP	2,820,000	2,538,000	2,820,000	2,726,000	2,867,000	3,572,000	4,277,000	4,042,000	3,901,000	4,183,000	2,491,000	-	36,237,000
ALASKA AIRLINES, INC.	-	-	-	-	3,164,400	4,664,000	4,786,000	4,830,000	5,133,800	8,871,600	8,423,200	-	39,873,000
ALLEGIANT AIR	12,921,212	12,292,730	16,428,670	16,177,179	17,366,849	18,433,461	19,118,876	13,614,652	9,247,827	16,920,105	15,600,028	-	168,121,589
AMERICAN AIRLINES, INC	94,863,020	86,192,170	101,335,700	98,526,450	107,065,200	103,181,950	105,875,150	107,495,950	97,334,660	107,002,696	95,919,100	-	1,104,792,046
DELTA AIR LINES, INC	91,072,293	82,200,606	100,321,903	96,639,516	90,920,057	101,201,607	101,075,761	106,134,322	93,298,882	103,053,846	97,282,362	-	1,063,201,155
ELI LILLY INTERNATIONAL CORPORATION	990,000	1,056,000	924,000	726,000	1,254,000	858,000	528,000	858,000	858,000	1,254,000	1,056,000	-	10,362,000
FRONTIER AIRLINES, INC.	8,273,912	7,209,064	10,187,504	10,058,748	8,374,420	8,275,430	9,631,048	10,542,880	9,730,038	8,780,960	11,471,080	-	102,535,084
MILLION AIR / INDIANAPOLIS AVIATION PARTN	4,017,000	3,095,000	4,739,000	2,251,000	3,471,000	1,020,000	2,010,000	450,000	1,160,000	652,000	3,718,000	-	26,583,000
ONEJET, INC	533,800	628,000	659,400	533,900	596,200	659,400	360,700	1,397,300	565,200	659,000	565,200	-	7,158,100
SIGNATURE FLIGHT SUPPORT	-	-	-	-	-	-	484,000	-	-	-	-	-	484,000
SOUTHWEST AIRLINES	134,180,000	121,038,000	157,466,000	156,024,000	144,588,000	145,018,000	150,178,000	138,038,000	114,200,000	134,559,600	132,120,400	-	1,527,410,000
SUNWING AIRLINES	-	-	-	-	-	-	-	-	-	-	-	-	-
SWIFT AIR / AVIATION ADVANTAGE INC.	-	-	363,000	484,000	484,000	484,000	605,000	242,000	-	-	-	-	2,662,000
UNITED AIRLINES	49,380,666	47,051,300	55,984,000	52,374,500	58,288,900	58,237,200	59,067,600	60,136,900	57,571,200	61,736,500	55,454,300	-	615,283,066
VOLARIS AIRLINES / VACATION EXPRESS	-	426,000	-	568,000	568,000	710,000	568,000	-	-	-	-	-	2,840,000
Passenger Carriers Sub Total	***399,051,903***	***363,726,870***	***451,229,177***	***437,089,293***	***439,008,026***	***446,315,048***	***458,565,135***	***447,782,004***	***393,000,607***	***447,673,307***	***424,100,670***	***-***	***4,707,542,040***
Cargo Carriers													
CARGOLUX AIRLINES INTERNATIONAL S.A.	7,519,908	8,269,898	9,407,886	8,644,896	8,728,894	8,657,896	9,310,888	9,407,886	8,644,896	8,741,894	9,420,886	-	96,755,828
CSA AIR, INC	161,500	170,000	178,500	153,000	161,500	170,000	127,500	170,000	153,000	144,500	144,500	-	1,734,000
FEDERAL EXPRESS CORP	377,606,700	378,557,800	445,871,500	375,833,500	395,520,200	410,924,000	359,946,300	439,330,300	376,750,300	401,573,700	439,198,200	-	4,401,112,500
KALITTA AIR, LLC	-	-	-	-	-	653,000	-	-	-	-	-	-	653,000
KALITTA CHARTERS	15,300	194,600	97,000	161,000	30,600	-	30,600	-	15,300	-	15,300	-	559,700
MOUNTAIN AIR CARGO	2,369,128	2,626,036	2,784,240	2,484,832	2,651,536	3,031,764	2,482,176	3,034,172	2,834,744	2,518,832	2,751,516	-	29,568,976
UPS	-	-	-	326,000	-	-	-	-	-	-	-	-	326,000
UPS / UNITED PARCEL SERVICE INC, AN OHIO	-	-	-	-	-	-	-	210,000	-	-	-	-	210,000
WORLDWIDE FLIGHT SERVICES, INC.	54,400	-	218,600	54,000	-	27,000	-	52,794	1,452,300	66,000	106,320	-	2,031,414
Cargo Carriers Sub Total	***387,726,936***	***389,818,334***	***458,557,726***	***387,657,228***	***407,092,730***	***423,463,660***	***371,897,464***	***452,205,152***	***389,850,540***	***413,044,926***	***451,636,722***	***-***	***4,532,951,418***
Total	**786,778,839**	**753,545,204**	**909,786,903**	**824,746,521**	**846,100,756**	**869,778,708**	**830,462,599**	**899,987,156**	**782,851,147**	**860,718,233**	**875,737,392**	**-**	**9,240,493,458**
Tonnage	**393,389**	**376,773**	**454,893**	**412,373**	**423,050**	**434,889**	**415,231**	**449,994**	**391,426**	**430,359**	**437,869**	**-**	**4,620,247**
2016	**817,112,253**	**794,853,554**	**917,732,242**	**860,333,418**	**834,553,769**	**896,329,232**	**842,323,813**	**876,691,619**	**820,347,753**	**830,490,377**	**867,531,140**	**1,064,432,437**	**10,422,731,607**
Passenger Carriers	51%	48%	50%	53%	52%	51%	55%	50%	50%	52%	48%	-	51%
Cargo Carriers	49%	52%	50%	47%	48%	49%	45%	50%	50%	48%	52%	-	49%
Actual 2017	**786,778,839**	**753,545,204**	**909,786,903**	**824,746,521**	**846,100,756**	**869,778,708**	**830,462,599**	**899,987,156**	**782,851,147**	**860,718,233**	**875,737,392**	**-**	**9,240,493,458**
Forecast	**-**	**-**	**-**	**-**	**-**	**-**	**-**	**-**	**-**	**-**	**-**	**-**	**-**
Variance (Actual/Orig.)	100%	100%	100%	100%	100%	100%	100%	100%	100%	100%	100%		
Actual 2016	**817,112,253**	**794,853,554**	**917,732,242**	**860,333,418**	**834,553,769**	**896,329,232**	**842,323,813**	**876,691,619**	**820,347,753**	**830,490,377**	**867,531,140**	**1,064,432,437**	**10,422,731,607**
Variance (Nov 17 / Nov 16)	-4%	-5%	-1%	-4%	1%	-3%	-1%	3%	-5%	4%	1%		

Indianapolis International Airport
Total Passengers
Current Month - November 2017

Operator	Carrier	Enplaning	Enplaning % of Total	Deplaning	Total	% of Total
ALASKA AIRLINES, INC.						
	ALASKA AIRLINES, INC.	6,398	1.7%	6,356	12,754	1.7%
	ALASKA AIRLINES, INC. Total	**6,398**	**1.7%**	**6,356**	**12,754**	**1.7%**
INDIANAPOLIS AVIATION PARTNERS, LLC						
	INDIANAPOLIS AVIATION PARTNERS, LLC	1,721	0.5%	962	2,683	0.3%
	INDIANAPOLIS AVIATION PARTNERS, LLC Total	**1,721**	**0.5%**	**962**	**2,683**	**0.3%**
AIR GEORGIAN LIMITED						
	AIR GEORGIAN LIMITED DBA AIR CANADA EXPRESS	1,662	0.4%	1,764	3,426	0.5%
	AIR GEORGIAN LIMITED Total	**1,662**	**0.4%**	**1,764**	**3,426**	**0.5%**
AIRLINE ACTIVITY						
	AVIATION ADVANTAGE INC.	0	0.0%	0	0	0.0%
	SUNWING AIRLINES	0	0.0%	0	0	0.0%
	VACATION EXPRESS	0	0.0%	0	0	0.0%
	AIRLINE ACTIVITY Total	**0**	**0.0%**	**0**	**0**	**0.0%**
ALLEGIANT AIR						
	ALLEGIANT AIR	15,448	4.1%	15,349	30,797	4.1%
	ALLEGIANT AIR Total	**15,448**	**4.1%**	**15,349**	**30,797**	**4.1%**
AMERICAN AIRLINES						
	AMERICAN AIRLINES, INC	81,894	21.7%	81,449	163,343	21.8%
	AMERICAN AIRLINES Total	**81,894**	**21.7%**	**81,449**	**163,343**	**21.8%**
DELTA AIR LINES						
	DELTA AIR LINES, INC	82,911	22.0%	82,210	165,121	22.0%
	DELTA AIR LINES Total	**82,911**	**22.0%**	**82,210**	**165,121**	**22.0%**
FEDERAL EXPRESS						
	MOUNTAIN AIR CARGO	0	0.0%	0	0	0.0%
	FEDERAL EXPRESS Total	**0**	**0.0%**	**0**	**0**	**0.0%**
FRONTIER AIRLINE						
	FRONTIER AIRLINES, INC.	12,660	3.4%	12,842	25,502	3.4%
	FRONTIER AIRLINE Total	**12,660**	**3.4%**	**12,842**	**25,502**	**3.4%**
Other carrier/misc						
	ONEJET, INC	192	0.1%	192	384	0.1%
	Other carrier/misc Total	**192**	**0.1%**	**192**	**384**	**0.1%**
SIGNATURE FLIGHT SERVICES						
	SIGNATURE FLIGHT SUPPORT	0	0.0%	0	0	0.0%
	SIGNATURE FLIGHT SERVICES Total	**0**	**0.0%**	**0**	**0**	**0.0%**
SOUTHWEST AIRLINES						
	SOUTHWEST AIRLINES	121,240	32.2%	119,109	240,349	31.9%
	SOUTHWEST AIRLINES Total	**121,240**	**32.2%**	**119,109**	**240,349**	**31.9%**
UNITED AIRLINES						
	UNITED AIRLINES	52,856	14.0%	52,706	105,562	14.1%
	UNITED AIRLINES Total	**52,856**	**14.0%**	**52,706**	**105,562**	**14.1%**
OTHER CARRIERS / MISC						
	OTHER CARRIERS / MISC Total	**1**	**0.0%**	**1**	**2**	**0.0%**
	Total	**376,983**	**100.0%**	**372,940**	**749,923**	**100.0%**

Indianapolis International Airport
Total Passengers
Current Month (November 2017) vs. Previous Month (October 2017)

		November 2017		October 2017			
Operator	**Carrier**	**Total**	**% Total**	**Total**	**% Total**	**Difference**	**% Change**
ALASKA AIRLINES, INC.							
	ALASKA AIRLINES, INC.	12,754	1.7%	13,921	1.7%	-1,167	-8.4%
	ALASKA AIRLINES, INC. Total	**12,754**	**1.7%**	**13,921**	**1.7%**	**-1,167**	**-8.4%**
INDIANAPOLIS AVIATION PARTNERS, LLC							
	INDIANAPOLIS AVIATION PARTNERS, LLC	2,683	0.4%	300	0.0%	2,383	794.3%
	INDIANAPOLIS AVIATION PARTNERS, LLC Total	**2,683**	**0.4%**	**300**	**0.0%**	**2,383**	**794.3%**
AIR GEORGIAN LIMITED							
	AIR GEORGIAN LIMITED DBA AIR CANADA EXPRESS	3,426	0.5%	6,313	0.8%	-2,887	-45.7%
	AIR GEORGIAN LIMITED Total	**3,426**	**0.5%**	**6,313**	**0.8%**	**-2,887**	**-45.7%**
AIRLINE ACTIVITY							
	AVIATION ADVANTAGE INC.	0	0.0%	0	0.0%	0	0.0%
	SUNWING AIRLINES	0	0.0%	0	0.0%	0	0.0%
	VACATION EXPRESS	0	0.0%	0	0.0%	0	0.0%
	AIRLINE ACTIVITY Total	**0**	**0.0%**	**0**	**0.0%**	**0**	**0.0%**
ALLEGIANT AIR							
	ALLEGIANT AIR	30,797	4.1%	34,409	4.3%	-3,612	-10.5%
	ALLEGIANT AIR Total	**30,797**	**4.1%**	**34,409**	**4.3%**	**-3,612**	**-10.5%**
AMERICAN AIRLINES							
	AMERICAN AIRLINES, INC	163,343	21.8%	182,317	22.6%	-18,974	-10.4%
	AMERICAN AIRLINES Total	**163,343**	**21.8%**	**182,317**	**22.6%**	**-18,974**	**-10.4%**
DELTA AIR LINES							
	DELTA AIR LINES, INC	165,121	22.0%	183,631	22.8%	-18,510	-10.1%
	DELTA AIR LINES Total	**165,121**	**22.0%**	**183,631**	**22.8%**	**-18,510**	**-10.1%**
FEDERAL EXPRESS							
	MOUNTAIN AIR CARGO	0	0.0%	0	0.0%	0	0.0%
	FEDERAL EXPRESS Total	**0**	**0.0%**	**0**	**0.0%**	**0**	**0.0%**
FRONTIER AIRLINE							
	FRONTIER AIRLINES, INC.	25,502	3.4%	19,208	2.4%	6,294	32.8%
	FRONTIER AIRLINE Total	**25,502**	**3.4%**	**19,208**	**2.4%**	**6,294**	**32.8%**
Other carrier/misc							
	ONEJET, INC	384	0.1%	438	0.1%	-54	-12.3%
	Other carrier/misc Total	**384**	**0.1%**	**438**	**0.1%**	**-54**	**-12.3%**
SIGNATURE FLIGHT SERVICES							
	SIGNATURE FLIGHT SUPPORT	0	0.0%	0	0.0%	0	0.0%
	SIGNATURE FLIGHT SERVICES Total	**0**	**0.0%**	**0**	**0.0%**	**0**	**0.0%**
SOUTHWEST AIRLINES							
	SOUTHWEST AIRLINES	240,349	32.0%	253,716	31.5%	-13,367	-5.3%
	SOUTHWEST AIRLINES Total	**240,349**	**32.0%**	**253,716**	**31.5%**	**-13,367**	**-5.3%**
UNITED AIRLINES							
	UNITED AIRLINES	105,562	14.1%	112,024	13.9%	-6,462	-5.8%
	UNITED AIRLINES Total	**105,562**	**14.1%**	**112,024**	**13.9%**	**-6,462**	**-5.8%**
OTHER CARRIERS / MISC							
	OTHER CARRIERS / MISC Total	**2**	**0.0%**	**0**	**0.0%**	**2**	**100.0%**
	Total	**749,923**	**100.0%**	**806,277**	**100.0%**	**-56,354**	**-7.0%**

Indianapolis International Airport
Total Passengers
Current Month (November 2017) vs. Same Month Previous Year (November 2016)

Operator	Carrier	November 2017 Total	November 2017 % Total	November 2016 Total	November 2016 % Total	Difference	% Change
ALASKA AIRLINES, INC.							
	ALASKA AIRLINES, INC.	12,754	1.7%	0	0.0%	12,754	100.0%
	ALASKA AIRLINES, INC. Total	**12,754**	**1.7%**	**0**	**0.0%**	**12,754**	**100.0%**
INDIANAPOLIS AVIATION PARTNERS, LLC							
	INDIANAPOLIS AVIATION PARTNERS, LLC	2,683	0.4%	4,291	0.6%	-1,608	-37.5%
	INDIANAPOLIS AVIATION PARTNERS, LLC Total	**2,683**	**0.4%**	**4,291**	**0.6%**	**-1,608**	**-37.5%**
AIR GEORGIAN LIMITED							
	AIR GEORGIAN LIMITED DBA AIR CANADA EXPRESS	3,426	0.5%	3,316	0.5%	110	3.3%
	AIR GEORGIAN LIMITED Total	**3,426**	**0.5%**	**3,316**	**0.5%**	**110**	**3.3%**
AIRLINE ACTIVITY							
	AVIATION ADVANTAGE INC.	0	0.0%	0	0.0%	0	0.0%
	SUNWING AIRLINES	0	0.0%	0	0.0%	0	0.0%
	VACATION EXPRESS	0	0.0%	0	0.0%	0	0.0%
	AIRLINE ACTIVITY Total	**0**	**0.0%**	**0**	**0.0%**	**0**	**0.0%**
ALLEGIANT AIR							
	ALLEGIANT AIR	30,797	4.1%	27,360	4.0%	3,437	12.6%
	ALLEGIANT AIR Total	**30,797**	**4.1%**	**27,360**	**4.0%**	**3,437**	**12.6%**
AMERICAN AIRLINES							
	AMERICAN AIRLINES, INC	163,343	21.8%	150,640	21.8%	12,703	8.4%
	AMERICAN AIRLINES Total	**163,343**	**21.8%**	**150,640**	**21.8%**	**12,703**	**8.4%**
DELTA AIR LINES							
	DELTA AIR LINES, INC	165,121	22.0%	157,397	22.8%	7,724	4.9%
	DELTA AIR LINES Total	**165,121**	**22.0%**	**157,397**	**22.8%**	**7,724**	**4.9%**
FEDERAL EXPRESS							
	MOUNTAIN AIR CARGO	0	0.0%	0	0.0%	0	0.0%
	FEDERAL EXPRESS Total	**0**	**0.0%**	**0**	**0.0%**	**0**	**0.0%**
FRONTIER AIRLINE							
	FRONTIER AIRLINES, INC.	25,502	3.4%	15,410	2.2%	10,092	65.5%
	FRONTIER AIRLINE Total	**25,502**	**3.4%**	**15,410**	**2.2%**	**10,092**	**65.5%**
Other carrier/misc							
	ONEJET, INC	384	0.1%	389	0.1%	-5	-1.3%
	Other carrier/misc Total	**384**	**0.1%**	**389**	**0.1%**	**-5**	**-1.3%**
SIGNATURE FLIGHT SERVICES							
	SIGNATURE FLIGHT SUPPORT	0	0.0%	0	0.0%	0	0.0%
	SIGNATURE FLIGHT SERVICES Total	**0**	**0.0%**	**0**	**0.0%**	**0**	**0.0%**
SOUTHWEST AIRLINES							
	SOUTHWEST AIRLINES	240,349	32.0%	228,779	33.1%	11,570	5.1%
	SOUTHWEST AIRLINES Total	**240,349**	**32.0%**	**228,779**	**33.1%**	**11,570**	**5.1%**
UNITED AIRLINES							
	UNITED AIRLINES	105,562	14.1%	103,387	15.0%	2,175	2.1%
	UNITED AIRLINES Total	**105,562**	**14.1%**	**103,387**	**15.0%**	**2,175**	**2.1%**
OTHER CARRIERS / MISC							
	OTHER CARRIERS / MISC Total	**2**	**0.0%**	**1**	**0.0%**	**1**	**100.0%**
	Total	**749,923**	**100.0%**	**690,970**	**100.0%**	**58,953**	**8.5%**

Indianapolis International Airport
Total Passengers
Year To Date - November 2017

Operator	Carrier	Enplaning	Enplaning % of Total	Deplaning	Total	% of Total
ALASKA AIRLINES, INC.						
	ALASKA AIRLINES, INC.	36,179	0.9%	36,772	72,951	0.9%
	ALASKA AIRLINES, INC. Total	**36,179**	**0.9%**	**36,772**	**72,951**	**0.9%**
INDIANAPOLIS AVIATION PARTNERS, LLC						
	INDIANAPOLIS AVIATION PARTNERS, LLC	10,819	0.3%	7,869	18,688	0.2%
	INDIANAPOLIS AVIATION PARTNERS, LLC Total	**10,819**	**0.3%**	**7,869**	**18,688**	**0.2%**
AIR GEORGIAN LIMITED						
	AIR GEORGIAN LIMITED DBA AIR CANADA EXPRESS	25,625	0.6%	26,583	52,208	0.7%
	AIR GEORGIAN LIMITED Total	**25,625**	**0.6%**	**26,583**	**52,208**	**0.7%**
AIRLINE ACTIVITY						
	AVIATION ADVANTAGE INC.	2,717	0.1%	2,717	5,434	0.1%
	SUNWING AIRLINES	0	0.0%	0	0	0.0%
	VACATION EXPRESS	2,721	0.1%	2,616	5,337	0.1%
	AIRLINE ACTIVITY Total	**5,438**	**0.1%**	**5,333**	**10,771**	**0.1%**
ALLEGIANT AIR						
	ALLEGIANT AIR	172,121	4.3%	168,201	340,322	4.2%
	ALLEGIANT AIR Total	**172,121**	**4.3%**	**168,201**	**340,322**	**4.2%**
AMERICAN AIRLINES						
	AMERICAN AIRLINES, INC	889,884	22.2%	904,399	1,794,283	22.4%
	AMERICAN AIRLINES Total	**889,884**	**22.2%**	**904,399**	**1,794,283**	**22.4%**
DELTA AIR LINES						
	DELTA AIR LINES, INC	887,884	22.2%	903,623	1,791,507	22.3%
	DELTA AIR LINES Total	**887,884**	**22.2%**	**903,623**	**1,791,507**	**22.3%**
FEDERAL EXPRESS						
	MOUNTAIN AIR CARGO	0	0.0%	0	0	0.0%
	FEDERAL EXPRESS Total	**0**	**0.0%**	**0**	**0**	**0.0%**
FRONTIER AIRLINE						
	FRONTIER AIRLINES, INC.	108,985	2.7%	108,689	217,674	2.7%
	FRONTIER AIRLINE Total	**108,985**	**2.7%**	**108,689**	**217,674**	**2.7%**
Other carrier/misc						
	ONEJET, INC	2,189	0.1%	2,205	4,394	0.1%
	Other carrier/misc Total	**2,189**	**0.1%**	**2,205**	**4,394**	**0.1%**
SIGNATURE FLIGHT SERVICES						
	SIGNATURE FLIGHT SUPPORT	0	0.0%	0	0	0.0%
	SIGNATURE FLIGHT SERVICES Total	**0**	**0.0%**	**0**	**0**	**0.0%**
SOUTHWEST AIRLINES						
	SOUTHWEST AIRLINES	1,322,082	33.0%	1,335,541	2,657,623	33.0%
	SOUTHWEST AIRLINES Total	**1,322,082**	**33.0%**	**1,335,541**	**2,657,623**	**33.0%**
UNITED AIRLINES						
	UNITED AIRLINES	546,848	13.6%	547,036	1,093,884	13.5%
	UNITED AIRLINES Total	**546,848**	**13.6%**	**547,036**	**1,093,884**	**13.5%**
OTHER CARRIERS / MISC						
	OTHER CARRIERS / MISC Total	**7**	**0.0%**	**5**	**12**	**0.0%**
	Total	**4,008,061**	**100.0%**	**4,046,256**	**8,054,317**	**100.0%**

Indianapolis International Airport
Cargo Activity Report Cumulative Year To Date

Carrier	January	February	March	April	May	June	July	August	September	October	November	December	Total YTD
Passenger Carriers													
AIR GEORGIAN LIMITED DBA AIR CANADA EXPRESS	0	0	0	0	0	0	0	0	0	0	0	0	0
ALASKA AIRLINES, INC.	0	0	0	0	0	20,450	38,484	36,073	54,399	39,476	41,841	0	230,723
ALLEGIANT AIR	0	0	0	0	0	0	0	0	0	0	0	0	0
AMERICAN AIRLINES, INC	365,009	326,669	382,985	371,911	364,023	361,245	397,613	380,163	338,970	405,918	402,788	0	4,097,294
DELTA AIR LINES, INC	375,608	350,353	510,791	417,645	461,986	312,246	406,638	511,873	474,156	344,753	434,795	0	4,600,844
ELI LILLY INTERNATIONAL CORPORATION	0	0	0	0	0	0	0	0	0	0	0	0	0
FRONTIER AIRLINES, INC.	0	0	0	0	0	0	0	0	0	0	0	0	0
MILLION AIR / INDIANAPOLIS AVIATION PARTNERS, LLC	0	0	0	0	0	0	0	0	0	0	0	0	0
ONEJET, INC	0	0	0	0	0	0	0	0	0	0	0	0	0
SIGNATURE FLIGHT SUPPORT	0	0	0	0	0	0	0	0	0	0	0	0	0
SOUTHWEST AIRLINES	365,633	297,056	394,537	353,501	413,527	471,072	386,327	479,750	360,655	390,478	450,199	0	4,362,735
SUNWING AIRLINES	0	0	0	0	0	0	0	0	0	0	0	0	0
SWIFT AIR / AVIATION ADVANTAGE INC.	0	0	0	0	0	0	0	0	0	0	0	0	0
UNITED AIRLINES	115,672	120,957	138,172	98,931	105,201	145,049	186,448	212,371	143,410	145,530	186,073	0	1,597,814
VOLARIS AIRLINES / VACATION EXPRESS	0	0	0	0	0	0	0	0	0	0	0	0	0
Passenger Carriers Totals	1,221,922	1,095,035	1,426,485	1,241,988	1,344,737	1,310,062	1,415,510	1,620,230	1,371,590	1,326,155	1,515,696	0	14,889,410
Cargo Carriers													
CARGOLUX AIRLINES INTERNATIONAL S.A.	923,120	1,060,680	1,283,540	1,025,540	1,031,100	1,089,440	1,123,260	1,101,360	1,080,260	1,185,760	1,254,320	0	12,158,380
CSA AIR, INC	25,206	27,058	34,561	28,961	31,623	32,158	28,586	37,169	35,588	35,849	35,967	0	352,726
FEDERAL EXPRESS CORP	151,919,687	151,828,777	182,460,282	154,802,881	165,253,536	175,824,717	147,477,496	179,286,645	162,607,477	166,656,519	179,287,094	0	1,817,405,111
KALITTA AIR, LLC	0	0	0	0	0	25,120	0	0	0	0	0	0	25,120
KALITTA CHARTERS	1,260	3,870	3,817	1,000	0	0	0	0	0	0	0	0	9,947
MOUNTAIN AIR CARGO	609,830	666,637	743,065	666,984	666,984	666,984	666,984	801,445	740,467	710,367	0	0	6,939,747
UPS	0	0	0	0	0	0	0	0	0	0	0	0	0
UPS / UNITED PARCEL SERVICE INC, AN OHIO CORPORATI	0	0	0	0	0	0	0	33,615	0	0	0	0	33,615
WORLDWIDE FLIGHT SERVICES, INC.	7,000	0	18,800	2,115	0	1,747	0	8,841	335,975	6,093	18,510	0	399,081
Cargo Carriers Totals	153,486,103	153,587,022	184,544,065	156,527,481	166,983,243	177,640,166	149,296,326	181,269,075	164,799,767	168,594,588	180,595,891	0	1,837,323,727
Grand Totals	**154,708,025**	**154,682,057**	**185,970,550**	**157,769,469**	**168,327,980**	**178,950,228**	**150,711,836**	**182,889,305**	**166,171,357**	**169,920,743**	**182,111,587**	**0**	**1,852,213,137**

Indianapolis International Airport
2017 Cargo Summary

	January	February	March	April	May	June	July	August	September	October	November	December	Total
Mail													
Inbound	118	108	129	112	115	118	136	153	138	169	140	-	1,437
Outbound	247	226	219	270	265	279	311	330	297	153	332	-	2,928
Total Mail	365	333	348	383	379	398	447	483	434	322	472	-	4,365
Domestic Freight													
Inbound	34,896	35,095	41,908	35,364	37,746	39,699	33,624	41,183	37,251	37,957	40,467	-	415,191
Outbound	35,426	35,121	42,134	35,541	38,042	40,907	34,375	42,022	37,860	38,614	41,569	-	421,612
International Freight													
Inbound	2,841	2,858	3,686	3,531	3,758	3,718	3,287	3,202	3,298	3,699	3,908	-	37,786
Outbound	3,825	3,934	4,909	4,066	4,238	4,753	3,623	4,554	4,243	4,368	4,638	-	47,152
Total Freight	76,989	77,008	92,637	78,502	83,785	89,078	74,909	90,961	82,652	84,638	90,583	-	921,742
Total Cargo	**77,354**	**77,341**	**92,985**	**78,885**	**84,164**	**89,475**	**75,356**	**91,445**	**83,086**	**84,960**	**91,056**	**-**	**926,107**
Same Month 2016	**81,749**	**78,792**	**96,949**	**87,168**	**83,036**	**93,287**	**79,453**	**88,878**	**87,573**	**82,245**	**88,901**	**117,082**	**1,065,114**
Difference	**-4,395**	**-1,451**	**-3,964**	**-8,284**	**1,128**	**-3,812**	**-4,097**	**2,566**	**-4,488**	**2,716**	**2,155**	**-117,082**	**-139,007**
% Change	**-5%**	**-2%**	**-4%**	**-10%**	**1%**	**-4%**	**-5%**	**3%**	**-5%**	**3%**	**2%**		
Carrier Totals - By Pounds & Tons													
Passenger Aircraft	1,221,922	1,095,035	1,426,485	1,241,988	1,344,737	1,310,062	1,415,510	1,620,230	1,371,590	1,326,155	1,515,696	-	14,889,410
Tonnage	611	548	713	621	672	655	708	810	686	663	758	-	7,445
CARGOLUX AIRLINES INTERNATIONAL S.A.	923,120	1,060,680	1,283,540	1,025,540	1,031,100	1,089,440	1,123,260	1,101,360	1,080,260	1,185,760	1,254,320	-	12,158,380
CSA AIR, INC	25,206	27,058	34,561	28,961	31,623	32,158	28,586	37,169	35,588	35,849	35,967	-	352,726
FEDERAL EXPRESS CORP	151,919,687	151,828,777	182,460,282	154,802,881	165,253,536	175,824,717	147,477,496	179,286,645	162,607,477	166,656,519	179,287,094	-	1,817,405,111
OTHER CARGO CARRIERS / MISC.	618,090	670,507	765,682	670,099	666,984	693,851	666,984	843,901	1,076,442	716,460	18,510	-	7,407,510
Total Cargo Aircraft	153,486,103	153,587,022	184,544,065	156,527,481	166,983,243	177,640,166	149,296,326	181,269,075	164,799,767	168,594,588	180,595,891	-	1,837,323,727
Tonnage	76,743	76,794	92,272	78,264	83,492	88,820	74,648	90,635	82,400	84,297	90,298	-	918,662
Total Cargo Aircraft	**77,354**	**77,341**	**92,985**	**78,885**	**84,164**	**89,475**	**75,356**	**91,445**	**83,086**	**84,960**	**91,056**	**-**	**926,107**
2017 YTD	**77,354**	**154,695**	**247,680**	**326,565**	**410,729**	**500,204**	**575,560**	**667,005**	**750,090**	**835,051**	**926,107**	**926,107**	
2016 YTD	**81,749**	**160,541**	**257,490**	**344,658**	**427,694**	**520,981**	**600,434**	**689,312**	**776,886**	**859,130**	**948,031**	**1,065,114**	

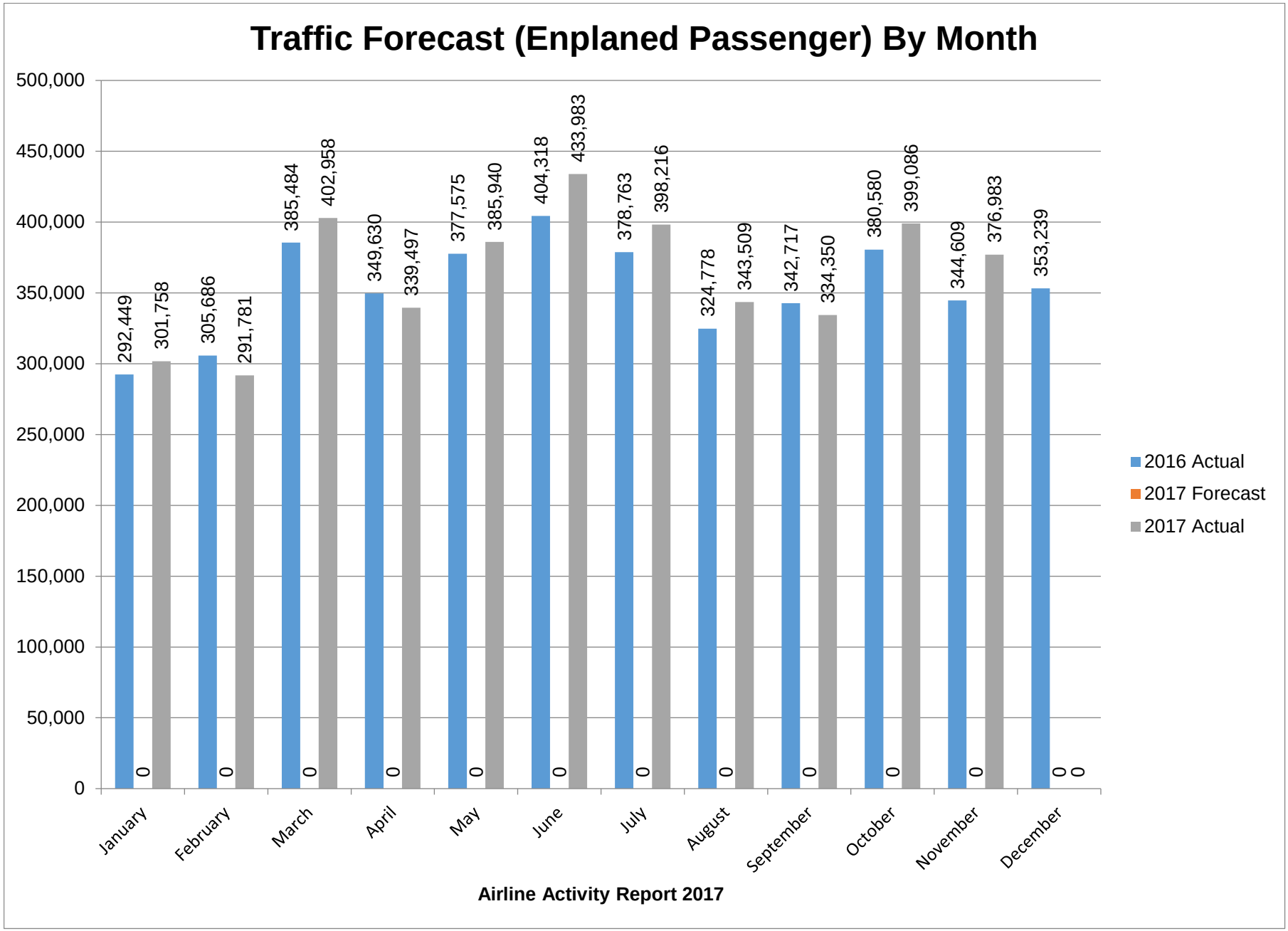
Traffic Forecast (Enplaned Passenger) By Month
500,000
450,000
400,000
350,000
300,000
250,000
200,000
150,000
100,000
50,000
0
292,449
0
301,758
305,686
0
291,781
385,484
0
402,958
349,630
0
339,497
377,575
0
385,940
404,318
0
433,983
378,763
0
398,216
324,778
0
343,509
342,717
0
334,350
380,580
0
399,086
344,609
0
376,983
353,239
0
0
January
February
March
April
May
June
July
August
September
October
November
December
2016 Actual
2017 Forecast
2017 Actual
Airline Activity Report 2017

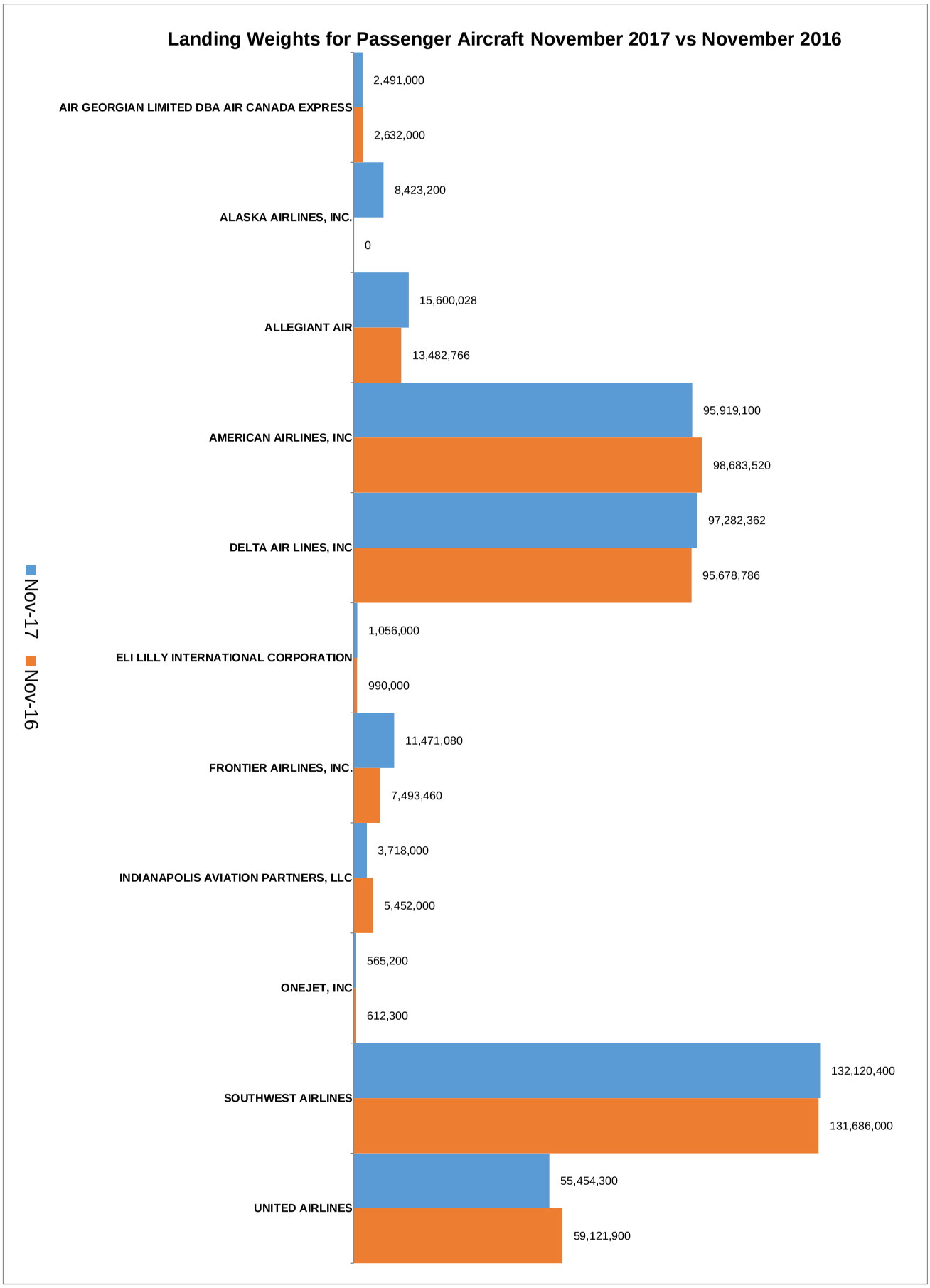
Landing Weights for Passenger Aircraft November 2017 vs November 2016
Nov-17
Nov-16
AIR GEORGIAN LIMITED DBA AIR CANADA EXPRESS
2,491,000
2,632,000
ALASKA AIRLINES, INC.
8,423,200
0
ALLEGIANT AIR
15,600,028
13,482,766
AMERICAN AIRLINES, INC
95,919,100
98,683,520
DELTA AIR LINES, INC
97,282,362
95,678,786
ELI LILLY INTERNATIONAL CORPORATION
1,056,000
990,000
FRONTIER AIRLINES, INC.
11,471,080
7,493,460
INDIANAPOLIS AVIATION PARTNERS, LLC
3,718,000
5,452,000
ONEJET, INC
565,200
612,300
SOUTHWEST AIRLINES
132,120,400
131,686,000
UNITED AIRLINES
55,454,300
59,121,900

Total Monthly Passenger Share per Concourse (November 2017)

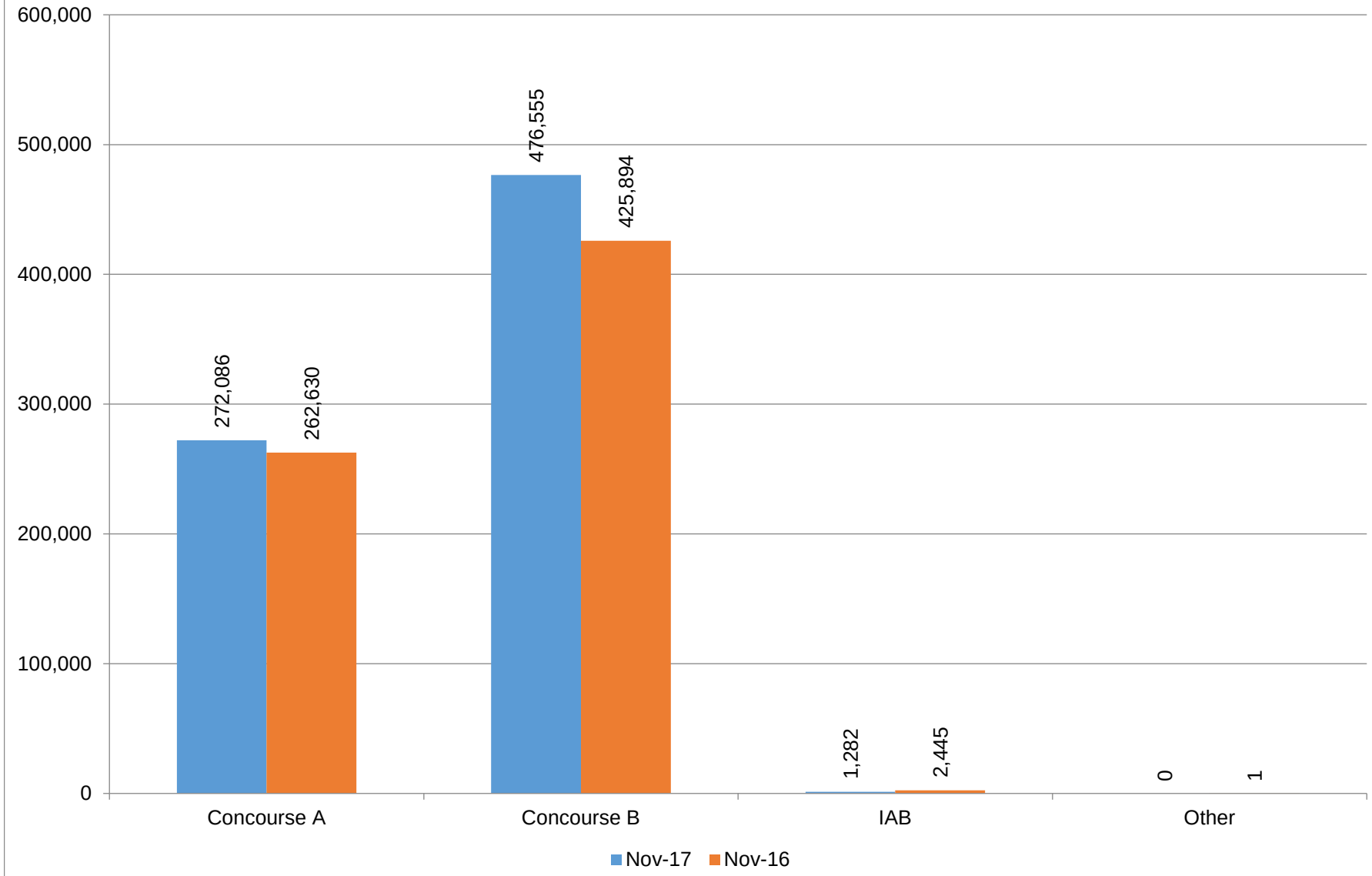

Passenger Share per Concourse By Current Month November 2017 - Enplaning

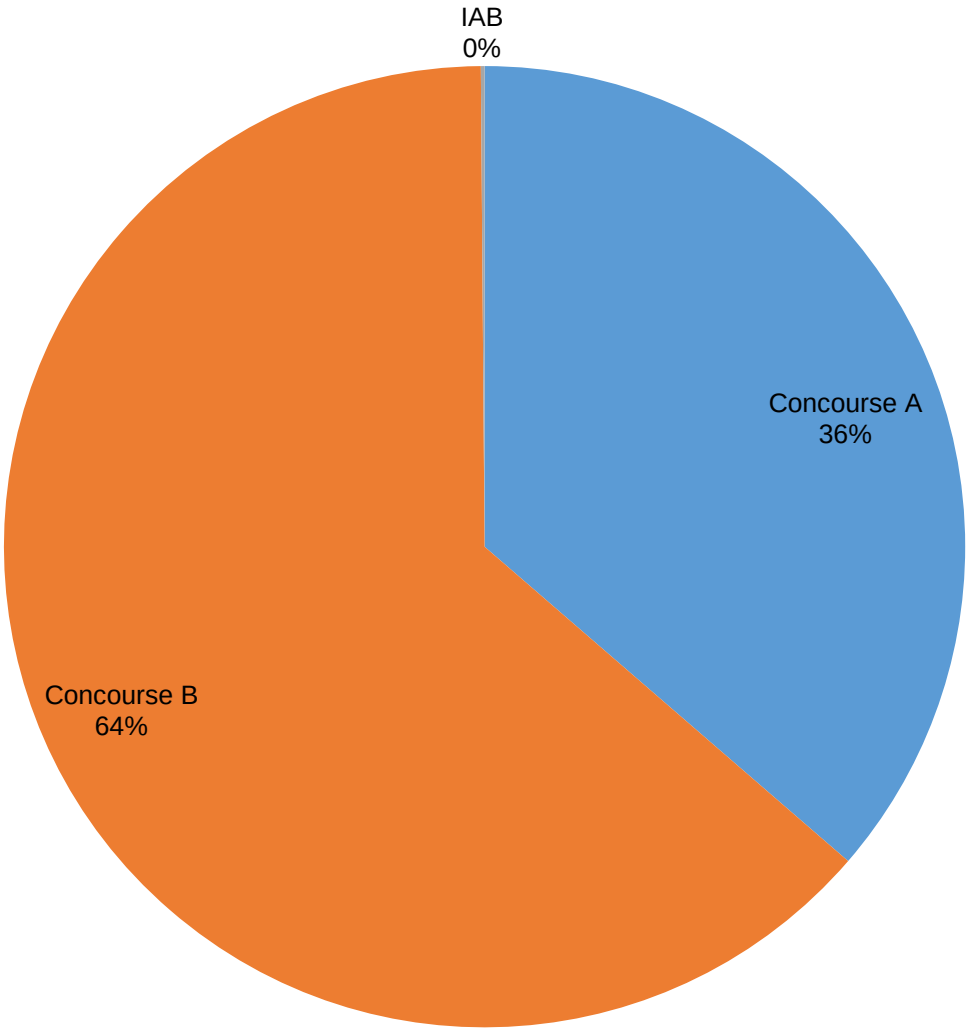

Y-T-D Market Share by Group / Airline / Total Passengers (November 2017)

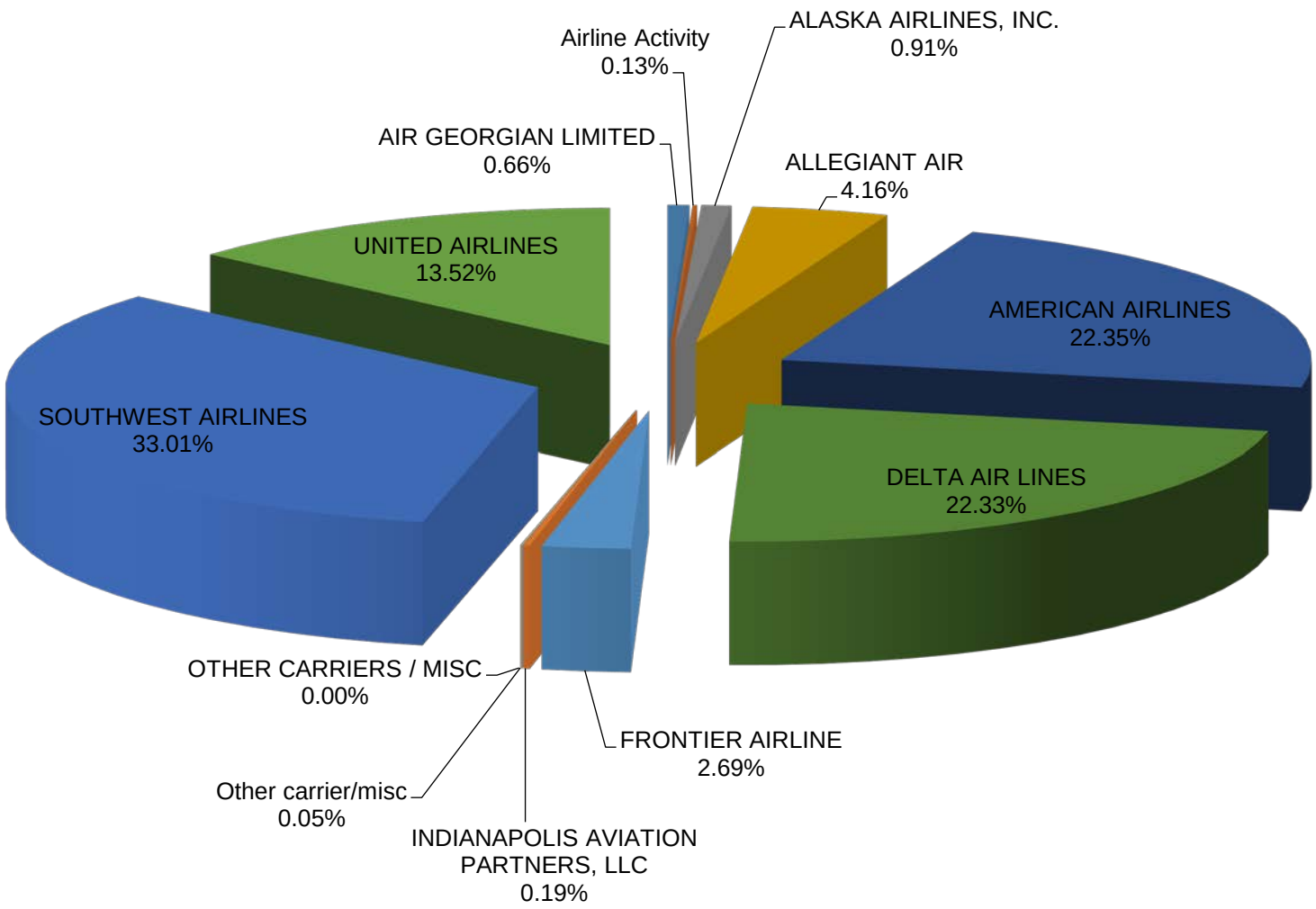
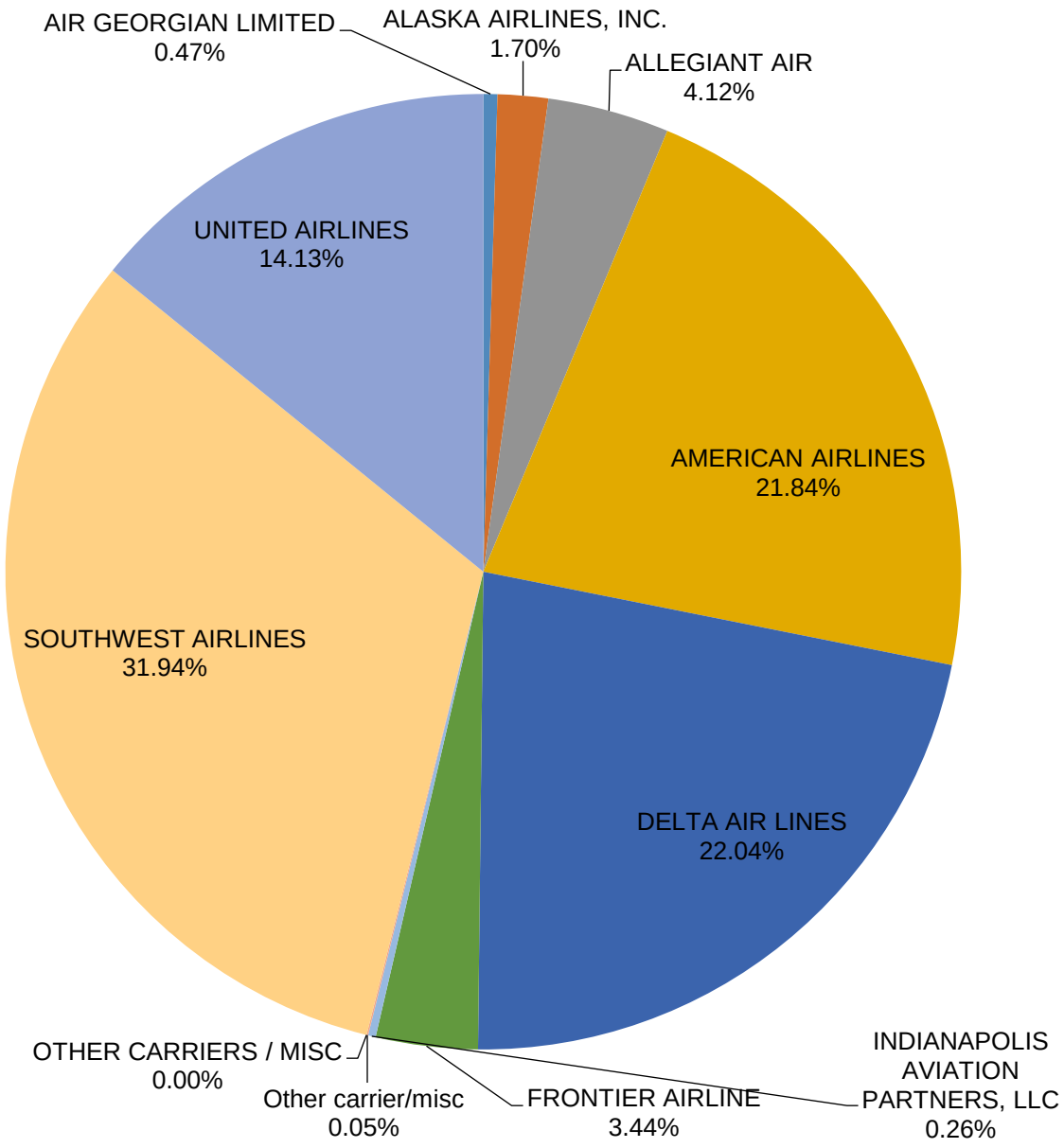
Market Share November 2017