



# IND Airline Activity Report

June  
2022

**Indianapolis International Airport  
Airline Activity Summary  
For Month Ending June 2022**

	<b>Passenger</b>							
	<b>Jun (cur)</b>	<b>Jun (pre)</b>	<b>Difference</b>	<b>% Change</b>	<b>YTD Jun (cur)</b>	<b>YTD Jun (pre)</b>	<b>Difference</b>	<b>% Change</b>
<b>Domestic</b>								
Scheduled								
Deplaning	386,004	356,465	29,539	<b>8.3%</b>	2,094,104	1,476,184	617,920	<b>41.9%</b>
Enplaning	386,302	363,098	23,204	<b>6.4%</b>	2,085,449	1,467,064	618,385	<b>42.2%</b>
Subtotal	<b>772,306</b>	<b>719,563</b>	<b>52,743</b>	<b>7.3%</b>	<b>4,179,553</b>	<b>2,943,248</b>	<b>1,236,305</b>	<b>42.0%</b>
Charter								
Deplaning	668	1,175	-507	<b>-43.1%</b>	12,273	8,007	4,266	<b>53.3%</b>
Enplaning	788	1,667	-879	<b>-52.7%</b>	12,768	8,471	4,297	<b>50.7%</b>
Subtotal	<b>1,456</b>	<b>2,842</b>	<b>-1,386</b>	<b>-48.8%</b>	<b>25,041</b>	<b>16,478</b>	<b>8,563</b>	<b>52.0%</b>
<b>Total Domestic</b>	<b>773,762</b>	<b>722,405</b>	<b>51,357</b>	<b>7.1%</b>	<b>4,204,594</b>	<b>2,959,726</b>	<b>1,244,868</b>	<b>42.1%</b>
<b>International</b>								
Deplaning	2,413	811	1,602	<b>197.5%</b>	15,635	6,049	9,586	<b>158.5%</b>
Enplaning	2,666	887	1,779	<b>200.6%</b>	15,798	5,916	9,882	<b>167.0%</b>
<b>Total International</b>	<b>5,079</b>	<b>1,698</b>	<b>3,381</b>	<b>199.1%</b>	<b>31,433</b>	<b>11,965</b>	<b>19,468</b>	<b>162.7%</b>
Total Deplaning	389,085	358,451	30,634	<b>8.5%</b>	2,122,012	1,490,240	631,772	<b>42.4%</b>
Total Enplaning	389,756	365,652	24,104	<b>6.6%</b>	2,114,015	1,481,451	632,564	<b>42.7%</b>
<b>Total Passengers</b>	<b>778,841</b>	<b>724,103</b>	<b>54,738</b>	<b>7.6%</b>	<b>4,236,027</b>	<b>2,971,691</b>	<b>1,264,336</b>	<b>42.5%</b>
	<b>Air Cargo (in tons)</b>							
<b>Mail</b>								
Inbound	52	63	-11	<b>-17.3%</b>	443	449	-6	<b>-1.4%</b>
Outbound	143	74	69	<b>94.4%</b>	538	497	41	<b>8.2%</b>
Subtotal Mail	<b>195</b>	<b>136</b>	<b>58</b>	<b>42.9%</b>	<b>981</b>	<b>946</b>	<b>34</b>	<b>3.6%</b>
<b>Freight Domestic</b>								
Inbound	43,570	44,706	-1,135	<b>-2.5%</b>	240,004	259,828	-19,825	<b>-7.6%</b>
Outbound	49,324	50,327	-1,003	<b>-2.0%</b>	270,534	282,759	-12,225	<b>-4.3%</b>
Subtotal Freight Domestic	<b>92,894</b>	<b>95,033</b>	<b>-2,138</b>	<b>-2.3%</b>	<b>510,538</b>	<b>542,587</b>	<b>-32,049</b>	<b>-5.9%</b>
<b>Freight International</b>								
Inbound	9,712	7,544	2,168	<b>28.7%</b>	57,504	43,034	14,469	<b>33.6%</b>
Outbound	8,162	6,600	1,561	<b>23.7%</b>	45,282	39,263	6,019	<b>15.3%</b>
Subtotal Freight International	<b>17,874</b>	<b>14,144</b>	<b>3,730</b>	<b>26.4%</b>	<b>102,786</b>	<b>82,297</b>	<b>20,489</b>	<b>24.9%</b>
<b>Total Cargo</b>	<b>110,963</b>	<b>109,313</b>	<b>1,650</b>	<b>1.5%</b>	<b>614,304</b>	<b>625,830</b>	<b>-11,526</b>	<b>-1.8%</b>
	<b>Aircraft Operations</b>							
Air Carrier	10,916	10,727	189	<b>1.8%</b>	63,784	52,563	11,221	<b>21.3%</b>
Air Taxi	4,515	3,550	965	<b>27.2%</b>	23,125	24,120	-995	<b>-4.1%</b>
Civil Itinerant	1,374	1,210	164	<b>13.6%</b>	8,902	6,819	2,083	<b>30.5%</b>
Military Itinerant	125	48	77	<b>160.4%</b>	455	298	157	<b>52.7%</b>
<b>Total Operations</b>	<b>16,930</b>	<b>15,535</b>	<b>1,395</b>	<b>9.0%</b>	<b>96,266</b>	<b>83,800</b>	<b>12,466</b>	<b>14.9%</b>
	<b>Landing Weights (in tons)</b>							
Passenger Aircraft	196,787	197,426	-639	<b>-0.3%</b>	1,180,174	916,692	263,482	<b>28.7%</b>
Freight Aircraft	314,084	293,472	20,612	<b>7.0%</b>	1,768,867	1,618,922	149,946	<b>9.3%</b>
<b>Total Landed Weights</b>	<b>510,871</b>	<b>490,898</b>	<b>19,973</b>	<b>4.1%</b>	<b>2,949,042</b>	<b>2,535,614</b>	<b>413,428</b>	<b>16.3%</b>

**Indianapolis International Airport  
Enplanement Cumulative Year To Date**

Carriers	January	February	March	April	May	June	July	August	September	October	November	December	Total
AIR CANADA EXPRESS / JAZZ AVIATION LP	-	-	-	-	669	2,122	-	-	-	-	-	-	2,791
ALASKA AIRLINES, INC.	2,434	2,180	4,449	4,594	5,142	7,137	-	-	-	-	-	-	25,936
ALLEGiant AIR	13,036	16,688	36,009	23,231	22,304	29,565	-	-	-	-	-	-	140,833
AMERICAN AIRLINES, INC	67,008	70,572	98,636	91,848	109,339	104,052	-	-	-	-	-	-	541,455
CORPORATE FLIGHT MANAGEMENT, INC., d/b/a C	220	180	315	262	339	276	-	-	-	-	-	-	1,592
DELTA AIR LINES, INC	55,581	51,814	73,599	70,588	74,557	75,033	-	-	-	-	-	-	401,172
ELI LILLY INTERNATIONAL CORPORATION	-	-	-	-	-	-	-	-	-	-	-	-	-
FRONTIER AIRLINES, INC.	6,683	6,934	10,086	6,511	7,759	8,771	-	-	-	-	-	-	46,744
KALITTA CHARTERS II, LLC	-	-	-	-	-	-	-	-	-	-	-	-	-
MILLION AIR / INDIANAPOLIS AVIATION PARTNER	646	1,137	2,031	698	1,285	491	-	-	-	-	-	-	6,288
SIGNATURE FLIGHT SUPPORT	-	-	-	-	-	-	-	-	-	-	-	-	-
SOUTHWEST AIRLINES	73,705	77,835	110,605	86,654	103,097	101,395	-	-	-	-	-	-	553,291
SPIRIT AIRLINES	21,909	23,486	37,995	20,913	19,794	14,456	-	-	-	-	-	-	138,553
SUN COUNTRY AIRLINES / SUN COUNTRY, INC	2,682	1,603	291	370	736	1,573	-	-	-	-	-	-	7,255
SWIFT AIR / AVIATION ADVANTAGE INC.	-	-	-	-	-	-	-	-	-	-	-	-	-
SWIFT AIR, LLC DBA IAERO AIRWAYS	-	-	-	-	-	-	-	-	-	-	-	-	-
UNITED AIRLINES	29,616	29,071	47,519	44,517	52,479	44,885	-	-	-	-	-	-	248,087
OTHER CARGO CARRIERS / MISC.	5	4	5	-	4	-	-	-	-	-	-	-	18
<b>Total</b>	<b>273,525</b>	<b>281,504</b>	<b>421,540</b>	<b>350,186</b>	<b>397,504</b>	<b>389,756</b>	-	-	-	-	-	-	<b>2,114,015</b>
<b>2021 Actual</b>	<b>137,307</b>	<b>149,520</b>	<b>266,084</b>	<b>251,006</b>	<b>311,882</b>	<b>365,652</b>	<b>384,558</b>	<b>315,206</b>	<b>310,191</b>	<b>388,273</b>	<b>350,526</b>	<b>351,815</b>	<b>3,582,020</b>
Variance (Act/Orig)	99%	88%	58%	40%	27%	7%							

**Indianapolis International Airport  
Deplanement Cumulative Year To Date**

<b>Carriers</b>	<b>January</b>	<b>February</b>	<b>March</b>	<b>April</b>	<b>May</b>	<b>June</b>	<b>July</b>	<b>August</b>	<b>September</b>	<b>October</b>	<b>November</b>	<b>December</b>	<b>Total</b>
AIR CANADA EXPRESS / JAZZ AVIATION LP	-	-	-	-	508	1,904	-	-	-	-	-	-	2,412
ALASKA AIRLINES, INC.	3,001	2,538	4,726	4,938	5,069	7,403	-	-	-	-	-	-	27,675
ALLEGiant AIR	14,001	15,742	33,468	25,876	22,074	28,548	-	-	-	-	-	-	139,709
AMERICAN AIRLINES, INC	72,095	70,496	93,023	98,783	107,263	104,899	-	-	-	-	-	-	546,559
CORPORATE FLIGHT MANAGEMENT, INC., d/b/a C	264	184	329	349	405	415	-	-	-	-	-	-	1,946
DELTA AIR LINES, INC	59,288	51,513	68,390	73,783	73,636	75,490	-	-	-	-	-	-	402,100
ELI LILLY INTERNATIONAL CORPORATION	-	-	-	-	-	-	-	-	-	-	-	-	-
FRONTIER AIRLINES, INC.	6,981	6,190	9,427	7,784	7,543	8,927	-	-	-	-	-	-	46,852
KALITTA CHARTERS II, LLC	-	-	-	-	-	-	-	-	-	-	-	-	-
MILLION AIR / INDIANAPOLIS AVIATION PARTNER	927	1,086	1,365	665	1,372	370	-	-	-	-	-	-	5,785
SIGNATURE FLIGHT SUPPORT	-	-	-	-	-	-	-	-	-	-	-	-	-
SOUTHWEST AIRLINES	76,429	74,721	103,922	91,836	103,567	101,197	-	-	-	-	-	-	551,672
SPIRIT AIRLINES	25,332	23,574	35,680	24,196	19,980	14,630	-	-	-	-	-	-	143,392
SUN COUNTRY AIRLINES / SUN COUNTRY, INC	1,926	2,329	117	237	786	1,568	-	-	-	-	-	-	6,963
SWIFT AIR / AVIATION ADVANTAGE INC.	-	-	-	-	-	-	-	-	-	-	-	-	-
SWIFT AIR, LLC DBA IAERO AIRWAYS	-	-	-	-	-	-	-	-	-	-	-	-	-
UNITED AIRLINES	30,842	28,529	45,785	47,568	50,476	43,734	-	-	-	-	-	-	246,934
OTHER CARGO CARRIERS / MISC.	-	5	4	-	4	-	-	-	-	-	-	-	13
<b>Total</b>	<b>291,086</b>	<b>276,907</b>	<b>396,236</b>	<b>376,015</b>	<b>392,683</b>	<b>389,085</b>	-	-	-	-	-	-	<b>2,122,012</b>
<b>2021 Actual</b>	<b>156,679</b>	<b>144,989</b>	<b>246,643</b>	<b>274,363</b>	<b>309,115</b>	<b>358,451</b>	<b>396,826</b>	<b>333,447</b>	<b>311,912</b>	<b>384,430</b>	<b>352,590</b>	<b>324,581</b>	<b>3,594,026</b>

**Indianapolis International Airport  
Landing Weights 2022**

	January	February	March	April	May	June	July	August	September	October	November	December	Total
<b>Passenger Carriers</b>													
AIR CANADA EXPRESS / JAZZ AVIATION LP	-	-	-	-	733,100	2,284,100	-	-	-	-	-	-	3,017,200
ALASKA AIRLINES, INC.	3,578,000	2,764,900	4,442,000	4,559,400	4,654,800	6,793,100	-	-	-	-	-	-	26,792,200
ALLEGiant AIR	16,604,090	17,750,492	33,145,339	23,420,757	21,027,655	25,274,864	-	-	-	-	-	-	137,223,197
AMERICAN AIRLINES, INC	104,501,314	92,974,694	106,817,354	106,233,786	116,095,750	110,397,024	-	-	-	-	-	-	637,019,922
CORPORATE FLIGHT MANAGEMENT, INC., d/b/	978,840	530,205	699,077	693,345	734,130	614,641	-	-	-	-	-	-	4,250,238
DELTA AIR LINES, INC	85,638,995	68,783,575	83,731,318	80,123,195	79,804,743	79,861,321	-	-	-	-	-	-	477,943,147
ELI LILLY INTERNATIONAL CORPORATION	321,750	772,200	965,250	772,200	900,900	450,450	-	-	-	-	-	-	4,182,750
FRONTIER AIRLINES, INC.	7,757,645	7,001,897	9,335,056	7,297,312	6,788,707	7,355,517	-	-	-	-	-	-	45,536,134
KALITTA CHARTERS II, LLC	-	-	-	-	154,500	-	-	-	-	-	-	-	154,500
MILLION AIR / INDIANAPOLIS AVIATION PARTN	3,385,000	4,022,000	6,315,000	3,566,000	4,565,000	1,877,000	-	-	-	-	-	-	23,730,000
SIGNATURE FLIGHT SUPPORT	-	415,275	-	-	-	-	-	-	-	-	-	-	415,275
SOUTHWEST AIRLINES	85,724,400	78,458,800	106,425,200	90,384,400	100,724,800	94,950,000	-	-	-	-	-	-	556,667,600
SPIRIT AIRLINES	28,256,000	25,196,000	35,444,000	22,258,000	18,926,000	14,586,000	-	-	-	-	-	-	144,666,000
SUN COUNTRY AIRLINES / SUN COUNTRY, INC	4,535,300	3,511,200	438,900	731,500	1,463,000	1,884,800	-	-	-	-	-	-	12,564,700
SWIFT AIR / AVIATION ADVANTAGE INC.	-	-	-	-	-	-	-	-	-	-	-	-	-
SWIFT AIR, LLC DBA IAERO AIRWAYS	-	-	-	-	-	-	-	-	-	-	-	-	-
UNITED AIRLINES	41,191,600	36,618,100	51,770,700	53,019,200	56,340,300	46,795,100	-	-	-	-	-	-	285,735,000
<b>Passenger Carriers Sub Total</b>	<b>382,472,934</b>	<b>338,799,338</b>	<b>439,529,194</b>	<b>393,059,095</b>	<b>412,913,385</b>	<b>393,123,917</b>	-	-	-	-	-	-	<b>2,359,897,863</b>
<b>Cargo Carriers</b>													
AIRNET II, LLC	30,600	30,600	80,000	61,200	-	-	-	-	-	-	-	-	202,400
CARGOLUX AIRLINES INTERNATIONAL S.A.	8,728,894	8,159,900	8,618,896	8,909,890	8,657,896	8,728,894	-	-	-	-	-	-	51,804,370
CSA AIR, INC	153,000	102,000	161,500	144,500	136,000	178,500	-	-	-	-	-	-	875,500
FEDERAL EXPRESS CORP	544,975,600	527,372,100	631,556,400	567,733,100	571,325,700	611,124,700	-	-	-	-	-	-	3,454,087,600
KALITTA AIR, LLC	-	-	-	-	-	-	-	-	-	-	-	-	-
KALITTA CHARTERS, LLC	215,900	289,940	399,600	-	130,820	-	-	-	-	-	-	-	1,036,260
MOUNTAIN AIR CARGO	3,402,500	2,842,252	4,154,208	3,805,076	3,510,980	4,030,004	-	-	-	-	-	-	21,745,020
UPS / UNITED PARCEL SERVICE INC, AN OHIO	-	-	-	-	-	1,730,920	-	-	-	-	-	-	1,730,920
WORLDWIDE FLIGHT SERVICES, INC.	936,994	216,314	40,294	1,071,518	1,613,742	2,374,059	-	-	-	-	-	-	6,252,921
<b>Cargo Carriers Sub Total</b>	<b>558,443,488</b>	<b>539,013,106</b>	<b>645,010,898</b>	<b>581,725,284</b>	<b>585,375,138</b>	<b>628,167,077</b>	-	-	-	-	-	-	<b>3,537,734,991</b>
<b>Total</b>	<b>940,916,422</b>	<b>877,812,444</b>	<b>1,084,540,092</b>	<b>974,784,379</b>	<b>998,288,523</b>	<b>1,021,290,994</b>	-	-	-	-	-	-	<b>5,897,632,854</b>
<b>Tonnage</b>	<b>470,458</b>	<b>438,906</b>	<b>542,270</b>	<b>487,392</b>	<b>499,144</b>	<b>510,645</b>	-	-	-	-	-	-	<b>2,948,816</b>
<b>2021</b>	<b>684,215,129</b>	<b>700,706,294</b>	<b>882,718,975</b>	<b>901,903,137</b>	<b>919,888,331</b>	<b>981,796,294</b>	<b>1,015,748,684</b>	<b>1,017,726,234</b>	<b>994,333,596</b>	<b>1,040,170,843</b>	<b>1,022,807,704</b>	<b>1,279,442,906</b>	<b>11,441,458,127</b>
Passenger Carriers	41%	39%	41%	40%	41%	38%	-	-	-	-	-	-	40%
Cargo Carriers	59%	61%	59%	60%	59%	62%	-	-	-	-	-	-	60%
<b>Actual 2022</b>	<b>940,916,422</b>	<b>877,812,444</b>	<b>1,084,540,092</b>	<b>974,784,379</b>	<b>998,288,523</b>	<b>1,021,290,994</b>	-	-	-	-	-	-	<b>5,897,632,854</b>
<b>Actual 2021</b>	<b>684,215,129</b>	<b>700,706,294</b>	<b>882,718,975</b>	<b>901,903,137</b>	<b>919,888,331</b>	<b>981,796,294</b>	<b>1,015,748,684</b>	<b>1,017,726,234</b>	<b>994,333,596</b>	<b>1,040,170,843</b>	<b>1,022,807,704</b>	<b>1,279,442,906</b>	<b>11,441,458,127</b>
Variance (Jun 22 / Jun 21)	38%	25%	23%	8%	9%	4%	-	-	-	-	-	-	-

**Indianapolis International Airport  
Cargo Activity Report Cumulative Year To Date**

Carrier	January	February	March	April	May	June	July	August	September	October	November	December	Total YTD
<b>Passenger Carriers</b>													
AIR CANADA EXPRESS / JAZZ AVIATION LP	0	0	0	0	0	0	0						
ALASKA AIRLINES, INC.	7,572	5,945	7,190	5,391	8,684	7,998	0						
ALLEGiant AIR	0	0	0	0	0	0	0						
AMERICAN AIRLINES, INC	159,336	210,203	196,725	202,813	237,066	181,386	0						
CORPORATE FLIGHT MANAGEMENT, INC., d/b/a CONTOUR	0	0	0	0	0	0	0						
DELTA AIR LINES, INC	142,765	149,249	147,874	144,495	205,409	179,768	0						
ELI LILLY INTERNATIONAL CORPORATION	0	0	0	0	0	0	0						
FRONTIER AIRLINES, INC.	0	0	0	0	0	0	0						
KALITTA CHARTERS II, LLC	0	0	0	0	11,710	0	0						
MILLION AIR / INDIANAPOLIS AVIATION PARTNERS, LLC	0	0	0	0	0	0	0						
SIGNATURE FLIGHT SUPPORT	0	0	0	0	0	0	0						
SOUTHWEST AIRLINES	212,153	235,255	262,692	262,713	265,313	248,369	0						
SPIRIT AIRLINES	0	0	0	0	0	0	0						
SUN COUNTRY AIRLINES / SUN COUNTRY, INC	0	0	0	0	0	0	0						
SWIFT AIR / AVIATION ADVANTAGE INC.	0	0	0	0	0	0	0						
SWIFT AIR, LLC DBA IAERO AIRWAYS	0	0	0	0	0	0	0						
UNITED AIRLINES	89,299	72,068	68,066	74,244	88,762	53,110	0						
<b>Passenger Carriers Totals</b>	<b>611,125</b>	<b>672,720</b>	<b>682,547</b>	<b>689,656</b>	<b>816,944</b>	<b>670,631</b>	<b>0</b>						
<b>Cargo Carriers</b>													
AIRNET II, LLC	1,618	1,618	3,178	2,678	0	0	0						
CARGOLUX AIRLINES INTERNATIONAL S.A.	2,459,257	2,287,737	2,657,320	2,673,987	1,996,506	2,033,125	0						
CSA AIR, INC	16,056	12,533	19,649	14,171	17,609	17,025	0						
FEDERAL EXPRESS CORP	185,873,854	182,121,693	225,323,562	194,384,583	199,607,971	217,790,574	0						
KALITTA AIR, LLC	0	0	0	0	0	0	0						
KALITTA CHARTERS, LLC	205	10,350	0	0	120	0	0						
MOUNTAIN AIR CARGO	600,764	537,897	793,750	689,514	686,625	806,891	0						
UPS / UNITED PARCEL SERVICE INC, AN OHIO CORPORATI	0	0	0	0	0	366,315	0						
WORLDWIDE FLIGHT SERVICES, INC.	51,999	0	17,006	134,317	210,853	241,388	0						
<b>Cargo Carriers Totals</b>	<b>189,003,753</b>	<b>184,971,828</b>	<b>228,814,465</b>	<b>197,899,250</b>	<b>202,519,684</b>	<b>221,255,318</b>	<b>0</b>						
<b>Grand Totals</b>	<b>189,614,878</b>	<b>185,644,548</b>	<b>229,497,012</b>	<b>198,588,906</b>	<b>203,336,628</b>	<b>221,925,949</b>	<b>0</b>						

**Indianapolis International Airport  
2022 Cargo Summary**

	January	February	March	April	May	June	July	August	September	October	November	December	Total
<b>Mail</b>													
Inbound	85	73	70	80	82	52	-	-	-	-	-	-	443
Outbound	59	74	68	74	119	143	-	-	-	-	-	-	538
Total Mail	144	148	138	155	201	195	-	-	-	-	-	-	981
<b>Domestic Freight</b>													
Inbound	37,859	36,749	43,805	38,058	39,963	43,570	-	-	-	-	-	-	240,004
Outbound	41,756	40,602	49,947	44,099	44,805	49,324	-	-	-	-	-	-	270,534
<b>International Freight</b>													
Inbound	9,151	8,184	11,199	9,635	9,622	9,712	-	-	-	-	-	-	57,504
Outbound	5,898	7,139	9,658	7,348	7,077	8,162	-	-	-	-	-	-	45,282
Total Freight	94,664	92,675	114,610	99,140	101,467	110,768	-	-	-	-	-	-	613,323
<b>Total Cargo</b>	<b>94,807</b>	<b>92,822</b>	<b>114,749</b>	<b>99,294</b>	<b>101,668</b>	<b>110,963</b>	-	-	-	-	-	-	<b>614,304</b>
<b>Same Month 2021</b>	<b>92,219</b>	<b>96,223</b>	<b>110,552</b>	<b>111,429</b>	<b>106,093</b>	<b>109,313</b>	<b>109,986</b>	<b>108,899</b>	<b>116,560</b>	<b>113,772</b>	<b>113,211</b>	<b>145,851</b>	<b>1,334,110</b>
Difference	2,588	-3,401	4,197	-12,135	-4,425	1,650	-109,986	-108,899	-116,560	-113,772	-113,211	-145,851	-719,806
% Change	3%	-4%	4%	-11%	-4%	2%							
<b>Carrier Totals - By Pounds &amp; Tons</b>													
Passenger Aircraft	611,125	672,720	682,547	689,656	816,944	670,631	-	-	-	-	-	-	4,143,623
Tonnage	306	336	341	345	408	335	-	-	-	-	-	-	2,072
CARGOLUX AIRLINES INTERNATIONAL S.A.	2,459,257	2,287,737	2,657,320	2,673,987	1,996,506	2,033,125	-	-	-	-	-	-	14,107,931
CSA AIR, INC	16,056	12,533	19,649	14,171	17,609	17,025	-	-	-	-	-	-	97,043
FEDERAL EXPRESS CORP	185,873,854	182,121,693	225,323,562	194,384,583	199,607,971	217,790,574	-	-	-	-	-	-	1,205,102,237
OTHER CARGO CARRIERS / MISC.	654,586	549,865	813,934	826,509	897,598	1,414,594	-	-	-	-	-	-	5,157,086
Total Cargo Aircraft	189,003,753	184,971,828	228,814,465	197,899,250	202,519,684	221,255,318	-	-	-	-	-	-	1,224,464,297
Tonnage	94,502	92,486	114,407	98,950	101,260	110,628	-	-	-	-	-	-	612,232
<b>Total Cargo Aircraft</b>	<b>94,807</b>	<b>92,822</b>	<b>114,749</b>	<b>99,294</b>	<b>101,668</b>	<b>110,963</b>	-	-	-	-	-	-	<b>614,304</b>
<b>2022 YTD</b>	<b>94,807</b>	<b>187,630</b>	<b>302,378</b>	<b>401,673</b>	<b>503,341</b>	<b>614,304</b>	<b>614,304</b>	<b>614,304</b>	<b>614,304</b>	<b>614,304</b>	<b>614,304</b>	<b>614,304</b>	
<b>2021 YTD</b>	<b>92,219</b>	<b>188,442</b>	<b>298,994</b>	<b>410,424</b>	<b>516,517</b>	<b>625,830</b>	<b>735,816</b>	<b>844,715</b>	<b>961,276</b>	<b>1,075,047</b>	<b>1,188,258</b>	<b>1,334,110</b>	

**Indianapolis International Airport**  
**Total Passengers**  
**Current Month (June 2022) vs. Previous Month (May 2022)**

Operator	Carrier	June 2022		May 2022		Difference	% Change
		Total	% Total	Total	% Total		
<b>ALASKA AIRLINES, INC.</b>							
	ALASKA AIRLINES, INC.	14,540	1.9%	10,211	1.3%	4,329	42.4%
	<b>ALASKA AIRLINES, INC. Total</b>	<b>14,540</b>	<b>1.9%</b>	<b>10,211</b>	<b>1.3%</b>	<b>4,329</b>	<b>42.4%</b>
<b>CORPORATE FLIGHT MANAGEMENT, INC., d/b/a CONTOUR A</b>							
	CORPORATE FLIGHT MANAGEMENT, INC., d/b/a CONTOUR A	691	0.1%	744	0.1%	-53	-7.1%
	<b>CORPORATE FLIGHT MANAGEMENT, INC., d/b/a CONTOUR A Total</b>	<b>691</b>	<b>0.1%</b>	<b>744</b>	<b>0.1%</b>	<b>-53</b>	<b>-7.1%</b>
<b>INDIANAPOLIS AVIATION PARTNERS, LLC</b>							
	INDIANAPOLIS AVIATION PARTNERS, LLC	861	0.1%	2,657	0.3%	-1,796	-67.6%
	<b>INDIANAPOLIS AVIATION PARTNERS, LLC Total</b>	<b>861</b>	<b>0.1%</b>	<b>2,657</b>	<b>0.3%</b>	<b>-1,796</b>	<b>-67.6%</b>
<b>KALITTA CHARTERS II, LLC</b>							
	KALITTA CHARTERS II, LLC	0	0.0%	0	0.0%	0	0.0%
	<b>KALITTA CHARTERS II, LLC Total</b>	<b>0</b>	<b>0.0%</b>	<b>0</b>	<b>0.0%</b>	<b>0</b>	<b>0.0%</b>
<b>SPIRIT AIRLINES</b>							
	SPIRIT AIRLINES	29,086	3.7%	39,774	5.0%	-10,688	-26.9%
	<b>SPIRIT AIRLINES Total</b>	<b>29,086</b>	<b>3.7%</b>	<b>39,774</b>	<b>5.0%</b>	<b>-10,688</b>	<b>-26.9%</b>
<b>SUN COUNTRY, INC</b>							
	SUN COUNTRY, INC	3,141	0.4%	1,522	0.2%	1,619	106.4%
	<b>SUN COUNTRY, INC Total</b>	<b>3,141</b>	<b>0.4%</b>	<b>1,522</b>	<b>0.2%</b>	<b>1,619</b>	<b>106.4%</b>
<b>SWIFT AIR, LLC DBA IAERO AIRWAYS</b>							
	SWIFT AIR, LLC DBA IAERO AIRWAYS	0	0.0%	0	0.0%	0	0.0%
	<b>SWIFT AIR, LLC DBA IAERO AIRWAYS Total</b>	<b>0</b>	<b>0.0%</b>	<b>0</b>	<b>0.0%</b>	<b>0</b>	<b>0.0%</b>
<b>AIR CANADA JAZZ</b>							
	JAZZ AVIATION LP	4,026	0.5%	1,177	0.1%	2,849	242.1%
	<b>AIR CANADA JAZZ Total</b>	<b>4,026</b>	<b>0.5%</b>	<b>1,177</b>	<b>0.1%</b>	<b>2,849</b>	<b>242.1%</b>
<b>ALLEGiant AIR</b>							
	ALLEGiant AIR	58,113	7.5%	44,378	5.6%	13,735	31.0%
	<b>ALLEGiant AIR Total</b>	<b>58,113</b>	<b>7.5%</b>	<b>44,378</b>	<b>5.6%</b>	<b>13,735</b>	<b>31.0%</b>
<b>AMERICAN AIRLINES</b>							
	AMERICAN AIRLINES, INC	208,951	26.8%	216,602	27.4%	-7,651	-3.5%
	<b>AMERICAN AIRLINES Total</b>	<b>208,951</b>	<b>26.8%</b>	<b>216,602</b>	<b>27.4%</b>	<b>-7,651</b>	<b>-3.5%</b>
<b>DELTA AIR LINES</b>							
	DELTA AIR LINES, INC	150,523	19.3%	148,193	18.8%	2,330	1.6%
	<b>DELTA AIR LINES Total</b>	<b>150,523</b>	<b>19.3%</b>	<b>148,193</b>	<b>18.8%</b>	<b>2,330</b>	<b>1.6%</b>
<b>FRONTIER AIRLINE</b>							
	FRONTIER AIRLINES, INC.	17,698	2.3%	15,302	1.9%	2,396	15.7%
	<b>FRONTIER AIRLINE Total</b>	<b>17,698</b>	<b>2.3%</b>	<b>15,302</b>	<b>1.9%</b>	<b>2,396</b>	<b>15.7%</b>
<b>SIGNATURE FLIGHT SERVICES</b>							
	SIGNATURE FLIGHT SUPPORT	0	0.0%	0	0.0%	0	0.0%
	<b>SIGNATURE FLIGHT SERVICES Total</b>	<b>0</b>	<b>0.0%</b>	<b>0</b>	<b>0.0%</b>	<b>0</b>	<b>0.0%</b>
<b>SOUTHWEST AIRLINES</b>							
	SOUTHWEST AIRLINES	202,592	26.0%	206,664	26.2%	-4,072	-2.0%
	<b>SOUTHWEST AIRLINES Total</b>	<b>202,592</b>	<b>26.0%</b>	<b>206,664</b>	<b>26.2%</b>	<b>-4,072</b>	<b>-2.0%</b>
<b>UNITED AIRLINES</b>							
	UNITED AIRLINES	88,619	11.4%	102,955	13.0%	-14,336	-13.9%
	<b>UNITED AIRLINES Total</b>	<b>88,619</b>	<b>11.4%</b>	<b>102,955</b>	<b>13.0%</b>	<b>-14,336</b>	<b>-13.9%</b>
<b>OTHER CARRIERS / MISC</b>							
	<b>OTHER CARRIERS / MISC Total</b>	<b>0</b>	<b>0.0%</b>	<b>8</b>	<b>0.0%</b>	<b>-8</b>	<b>-100.0%</b>
	<b>Total</b>	<b>778,841</b>	<b>100.0%</b>	<b>790,187</b>	<b>100.0%</b>	<b>-11,346</b>	<b>-1.4%</b>



**Indianapolis International Airport**  
**Total Passengers**  
**Current Month (June 2022) vs. Same Month Previous Year (June 2021)**

Operator	Carrier	June 2022		June 2021		Difference	% Change
		Total	% Total	Total	% Total		
<b>ALASKA AIRLINES, INC.</b>							
	ALASKA AIRLINES, INC.	14,540	1.9%	9,943	1.4%	4,597	46.2%
	<b>ALASKA AIRLINES, INC. Total</b>	<b>14,540</b>	<b>1.9%</b>	<b>9,943</b>	<b>1.4%</b>	<b>4,597</b>	<b>46.2%</b>
<b>CORPORATE FLIGHT MANAGEMENT, INC., d/b/a CONTOUR A</b>							
	CORPORATE FLIGHT MANAGEMENT, INC., d/b/a CONTOUR A	691	0.1%	0	0.0%	691	100.0%
	<b>CORPORATE FLIGHT MANAGEMENT, INC., d/b/a CONTOUR A Total</b>	<b>691</b>	<b>0.1%</b>	<b>0</b>	<b>0.0%</b>	<b>691</b>	<b>100.0%</b>
<b>INDIANAPOLIS AVIATION PARTNERS, LLC</b>							
	INDIANAPOLIS AVIATION PARTNERS, LLC	861	0.1%	1,873	0.3%	-1,012	-54.0%
	<b>INDIANAPOLIS AVIATION PARTNERS, LLC Total</b>	<b>861</b>	<b>0.1%</b>	<b>1,873</b>	<b>0.3%</b>	<b>-1,012</b>	<b>-54.0%</b>
<b>KALITTA CHARTERS II, LLC</b>							
	KALITTA CHARTERS II, LLC	0	0.0%	0	0.0%	0	0.0%
	<b>KALITTA CHARTERS II, LLC Total</b>	<b>0</b>	<b>0.0%</b>	<b>0</b>	<b>0.0%</b>	<b>0</b>	<b>0.0%</b>
<b>SPIRIT AIRLINES</b>							
	SPIRIT AIRLINES	29,086	3.7%	56,037	7.7%	-26,951	-48.1%
	<b>SPIRIT AIRLINES Total</b>	<b>29,086</b>	<b>3.7%</b>	<b>56,037</b>	<b>7.7%</b>	<b>-26,951</b>	<b>-48.1%</b>
<b>SUN COUNTRY, INC</b>							
	SUN COUNTRY, INC	3,141	0.4%	1,987	0.3%	1,154	58.1%
	<b>SUN COUNTRY, INC Total</b>	<b>3,141</b>	<b>0.4%</b>	<b>1,987</b>	<b>0.3%</b>	<b>1,154</b>	<b>58.1%</b>
<b>SWIFT AIR, LLC DBA IAERO AIRWAYS</b>							
	SWIFT AIR, LLC DBA IAERO AIRWAYS	0	0.0%	149	0.0%	-149	-100.0%
	<b>SWIFT AIR, LLC DBA IAERO AIRWAYS Total</b>	<b>0</b>	<b>0.0%</b>	<b>149</b>	<b>0.0%</b>	<b>-149</b>	<b>-100.0%</b>
<b>AIR CANADA JAZZ</b>							
	JAZZ AVIATION LP	4,026	0.5%	0	0.0%	4,026	100.0%
	<b>AIR CANADA JAZZ Total</b>	<b>4,026</b>	<b>0.5%</b>	<b>0</b>	<b>0.0%</b>	<b>4,026</b>	<b>100.0%</b>
<b>ALLEGiant AIR</b>							
	ALLEGiant AIR	58,113	7.5%	60,108	8.3%	-1,995	-3.3%
	<b>ALLEGiant AIR Total</b>	<b>58,113</b>	<b>7.5%</b>	<b>60,108</b>	<b>8.3%</b>	<b>-1,995</b>	<b>-3.3%</b>
<b>AMERICAN AIRLINES</b>							
	AMERICAN AIRLINES, INC	208,951	26.8%	172,472	23.8%	36,479	21.2%
	<b>AMERICAN AIRLINES Total</b>	<b>208,951</b>	<b>26.8%</b>	<b>172,472</b>	<b>23.8%</b>	<b>36,479</b>	<b>21.2%</b>
<b>DELTA AIR LINES</b>							
	DELTA AIR LINES, INC	150,523	19.3%	137,616	19.0%	12,907	9.4%
	<b>DELTA AIR LINES Total</b>	<b>150,523</b>	<b>19.3%</b>	<b>137,616</b>	<b>19.0%</b>	<b>12,907</b>	<b>9.4%</b>
<b>FRONTIER AIRLINE</b>							
	FRONTIER AIRLINES, INC.	17,698	2.3%	27,088	3.7%	-9,390	-34.7%
	<b>FRONTIER AIRLINE Total</b>	<b>17,698</b>	<b>2.3%</b>	<b>27,088</b>	<b>3.7%</b>	<b>-9,390</b>	<b>-34.7%</b>
<b>SIGNATURE FLIGHT SERVICES</b>							
	SIGNATURE FLIGHT SUPPORT	0	0.0%	0	0.0%	0	0.0%
	<b>SIGNATURE FLIGHT SERVICES Total</b>	<b>0</b>	<b>0.0%</b>	<b>0</b>	<b>0.0%</b>	<b>0</b>	<b>0.0%</b>
<b>SOUTHWEST AIRLINES</b>							
	SOUTHWEST AIRLINES	202,592	26.0%	196,641	27.2%	5,951	3.0%
	<b>SOUTHWEST AIRLINES Total</b>	<b>202,592</b>	<b>26.0%</b>	<b>196,641</b>	<b>27.2%</b>	<b>5,951</b>	<b>3.0%</b>
<b>UNITED AIRLINES</b>							
	UNITED AIRLINES	88,619	11.4%	60,186	8.3%	28,433	47.2%
	<b>UNITED AIRLINES Total</b>	<b>88,619</b>	<b>11.4%</b>	<b>60,186</b>	<b>8.3%</b>	<b>28,433</b>	<b>47.2%</b>
<b>OTHER CARRIERS / MISC</b>							
	<b>OTHER CARRIERS / MISC Total</b>	<b>0</b>	<b>0.0%</b>	<b>3</b>	<b>0.0%</b>	<b>-3</b>	<b>-100.0%</b>
	<b>Total</b>	<b>778,841</b>	<b>100.0%</b>	<b>724,103</b>	<b>100.0%</b>	<b>54,738</b>	<b>7.6%</b>

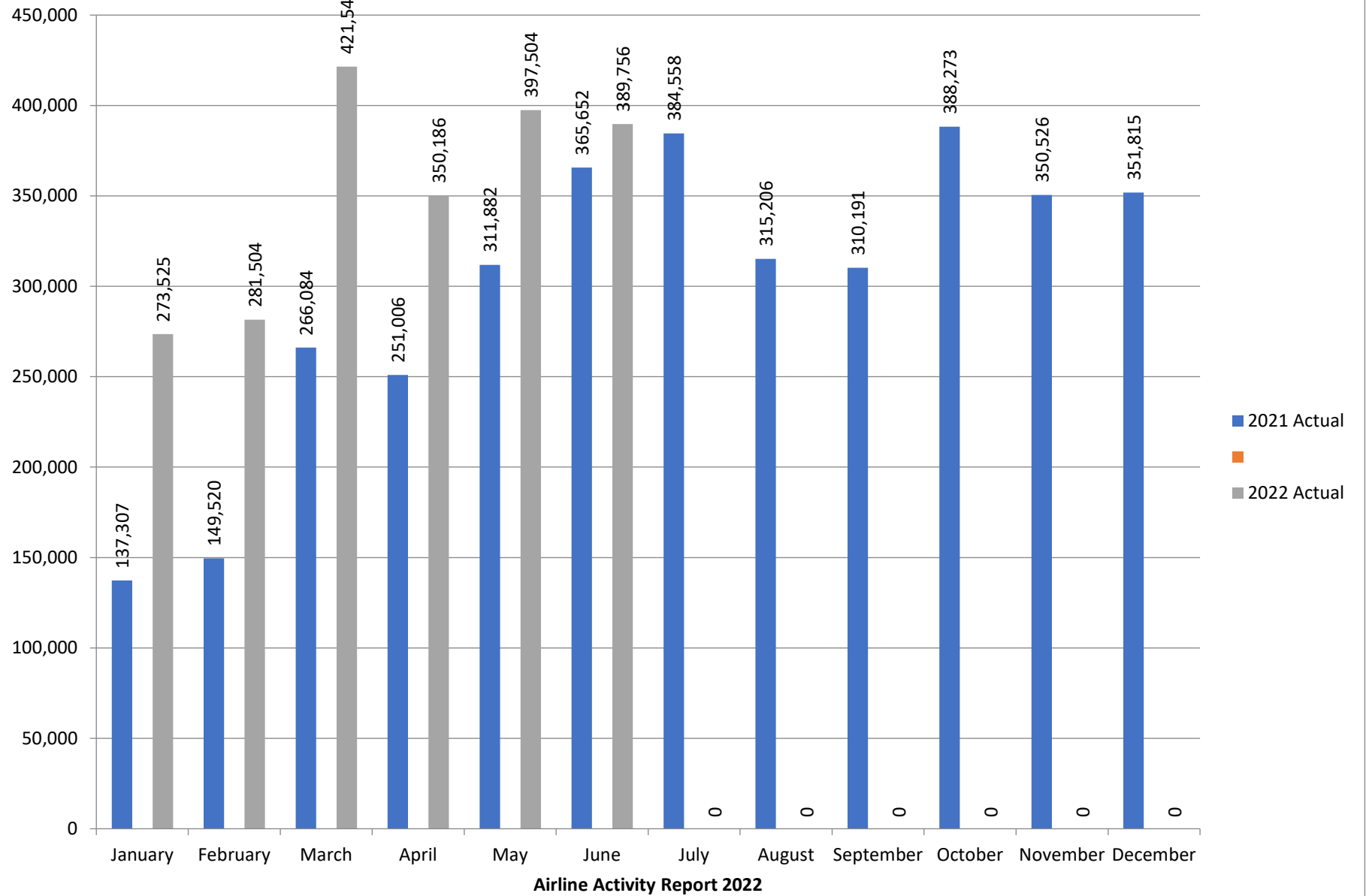
**Indianapolis International Airport**  
**Total Passengers**  
**Current Month - June 2022**

<b>Operator</b>	<b>Carrier</b>	<b>Enplaning</b>	<b>Enplaning % of Total</b>	<b>Deplaning</b>	<b>Total</b>	<b>% of Total</b>
<b>ALASKA AIRLINES, INC.</b>						
	ALASKA AIRLINES, INC.	7,137	1.8%	7,403	14,540	1.9%
	<b>ALASKA AIRLINES, INC. Total</b>	<b>7,137</b>	<b>1.8%</b>	<b>7,403</b>	<b>14,540</b>	<b>1.9%</b>
<b>CORPORATE FLIGHT MANAGEMENT, INC., d/b/a CONTOUR A</b>						
	CORPORATE FLIGHT MANAGEMENT, INC., d/b/a CONTOUR A	276	0.1%	415	691	0.1%
	<b>CORPORATE FLIGHT MANAGEMENT, INC., d/b/a CONTOUR A Total</b>	<b>276</b>	<b>0.1%</b>	<b>415</b>	<b>691</b>	<b>0.1%</b>
<b>INDIANAPOLIS AVIATION PARTNERS, LLC</b>						
	INDIANAPOLIS AVIATION PARTNERS, LLC	491	0.1%	370	861	0.1%
	<b>INDIANAPOLIS AVIATION PARTNERS, LLC Total</b>	<b>491</b>	<b>0.1%</b>	<b>370</b>	<b>861</b>	<b>0.1%</b>
<b>KALITTA CHARTERS II, LLC</b>						
	KALITTA CHARTERS II, LLC	0	0.0%	0	0	0.0%
	<b>KALITTA CHARTERS II, LLC Total</b>	<b>0</b>	<b>0.0%</b>	<b>0</b>	<b>0</b>	<b>0.0%</b>
<b>SPIRIT AIRLINES</b>						
	SPIRIT AIRLINES	14,456	3.7%	14,630	29,086	3.8%
	<b>SPIRIT AIRLINES Total</b>	<b>14,456</b>	<b>3.7%</b>	<b>14,630</b>	<b>29,086</b>	<b>3.8%</b>
<b>SUN COUNTRY, INC</b>						
	SUN COUNTRY, INC	1,573	0.4%	1,568	3,141	0.4%
	<b>SUN COUNTRY, INC Total</b>	<b>1,573</b>	<b>0.4%</b>	<b>1,568</b>	<b>3,141</b>	<b>0.4%</b>
<b>SWIFT AIR, LLC DBA IAERO AIRWAYS</b>						
	SWIFT AIR, LLC DBA IAERO AIRWAYS	0	0.0%	0	0	0.0%
	<b>SWIFT AIR, LLC DBA IAERO AIRWAYS Total</b>	<b>0</b>	<b>0.0%</b>	<b>0</b>	<b>0</b>	<b>0.0%</b>
<b>AIR CANADA JAZZ</b>						
	JAZZ AVIATION LP	2,122	0.5%	1,904	4,026	0.5%
	<b>AIR CANADA JAZZ Total</b>	<b>2,122</b>	<b>0.5%</b>	<b>1,904</b>	<b>4,026</b>	<b>0.5%</b>
<b>ALLEGiant AIR</b>						
	ALLEGiant AIR	29,565	7.6%	28,548	58,113	7.3%
	<b>ALLEGiant AIR Total</b>	<b>29,565</b>	<b>7.6%</b>	<b>28,548</b>	<b>58,113</b>	<b>7.3%</b>
<b>AMERICAN AIRLINES</b>						
	AMERICAN AIRLINES, INC	104,052	26.7%	104,899	208,951	27.0%
	<b>AMERICAN AIRLINES Total</b>	<b>104,052</b>	<b>26.7%</b>	<b>104,899</b>	<b>208,951</b>	<b>27.0%</b>
<b>DELTA AIR LINES</b>						
	DELTA AIR LINES, INC	75,033	19.3%	75,490	150,523	19.4%
	<b>DELTA AIR LINES Total</b>	<b>75,033</b>	<b>19.3%</b>	<b>75,490</b>	<b>150,523</b>	<b>19.4%</b>
<b>FRONTIER AIRLINE</b>						
	FRONTIER AIRLINES, INC.	8,771	2.3%	8,927	17,698	2.3%
	<b>FRONTIER AIRLINE Total</b>	<b>8,771</b>	<b>2.3%</b>	<b>8,927</b>	<b>17,698</b>	<b>2.3%</b>
<b>SIGNATURE FLIGHT SERVICES</b>						
	SIGNATURE FLIGHT SUPPORT	0	0.0%	0	0	0.0%
	<b>SIGNATURE FLIGHT SERVICES Total</b>	<b>0</b>	<b>0.0%</b>	<b>0</b>	<b>0</b>	<b>0.0%</b>
<b>SOUTHWEST AIRLINES</b>						
	SOUTHWEST AIRLINES	101,395	26.0%	101,197	202,592	26.0%
	<b>SOUTHWEST AIRLINES Total</b>	<b>101,395</b>	<b>26.0%</b>	<b>101,197</b>	<b>202,592</b>	<b>26.0%</b>
<b>UNITED AIRLINES</b>						
	UNITED AIRLINES	44,885	11.5%	43,734	88,619	11.2%
	<b>UNITED AIRLINES Total</b>	<b>44,885</b>	<b>11.5%</b>	<b>43,734</b>	<b>88,619</b>	<b>11.2%</b>
<b>OTHER CARRIERS / MISC</b>						
	<b>OTHER CARRIERS / MISC Total</b>	<b>0</b>	<b>0.0%</b>	<b>0</b>	<b>0</b>	<b>0.0%</b>
	<b>Total</b>	<b>389,756</b>	<b>100.0%</b>	<b>389,085</b>	<b>778,841</b>	<b>100.0%</b>

**Indianapolis International Airport**  
**Total Passengers**  
**Year To Date - June 2022**

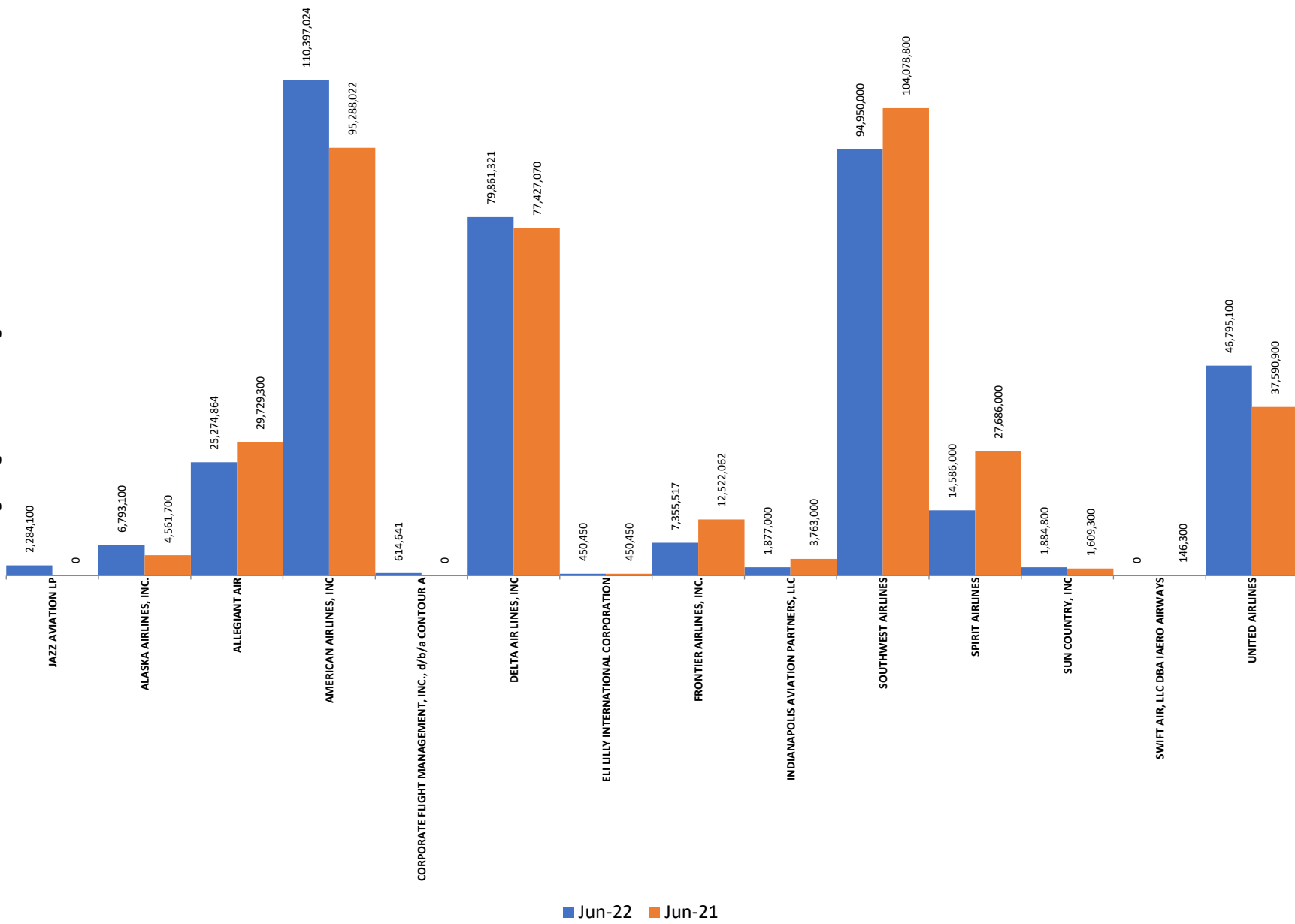
Operator	Carrier	Enplaning	Enplaning % of Total	Deplaning	Total	% of Total
<b>ALASKA AIRLINES, INC.</b>						
	ALASKA AIRLINES, INC.	25,936	1.2%	27,675	53,611	1.3%
	<b>ALASKA AIRLINES, INC. Total</b>	<b>25,936</b>	<b>1.2%</b>	<b>27,675</b>	<b>53,611</b>	<b>1.3%</b>
<b>CORPORATE FLIGHT MANAGEMENT, INC., d/b/a CONTOUR A</b>						
	CORPORATE FLIGHT MANAGEMENT, INC., d/b/a CONTOUR A	1,592	0.1%	1,946	3,538	0.1%
	<b>CORPORATE FLIGHT MANAGEMENT, INC., d/b/a CONTOUR A Total</b>	<b>1,592</b>	<b>0.1%</b>	<b>1,946</b>	<b>3,538</b>	<b>0.1%</b>
<b>INDIANAPOLIS AVIATION PARTNERS, LLC</b>						
	INDIANAPOLIS AVIATION PARTNERS, LLC	6,288	0.3%	5,785	12,073	0.3%
	<b>INDIANAPOLIS AVIATION PARTNERS, LLC Total</b>	<b>6,288</b>	<b>0.3%</b>	<b>5,785</b>	<b>12,073</b>	<b>0.3%</b>
<b>KALITTA CHARTERS II, LLC</b>						
	KALITTA CHARTERS II, LLC	0	0.0%	0	0	0.0%
	<b>KALITTA CHARTERS II, LLC Total</b>	<b>0</b>	<b>0.0%</b>	<b>0</b>	<b>0</b>	<b>0.0%</b>
<b>SPIRIT AIRLINES</b>						
	SPIRIT AIRLINES	138,553	6.6%	143,392	281,945	6.8%
	<b>SPIRIT AIRLINES Total</b>	<b>138,553</b>	<b>6.6%</b>	<b>143,392</b>	<b>281,945</b>	<b>6.8%</b>
<b>SUN COUNTRY, INC</b>						
	SUN COUNTRY, INC	7,255	0.3%	6,963	14,218	0.3%
	<b>SUN COUNTRY, INC Total</b>	<b>7,255</b>	<b>0.3%</b>	<b>6,963</b>	<b>14,218</b>	<b>0.3%</b>
<b>SWIFT AIR, LLC DBA IAERO AIRWAYS</b>						
	SWIFT AIR, LLC DBA IAERO AIRWAYS	0	0.0%	0	0	0.0%
	<b>SWIFT AIR, LLC DBA IAERO AIRWAYS Total</b>	<b>0</b>	<b>0.0%</b>	<b>0</b>	<b>0</b>	<b>0.0%</b>
<b>AIR CANADA JAZZ</b>						
	JAZZ AVIATION LP	2,791	0.1%	2,412	5,203	0.1%
	<b>AIR CANADA JAZZ Total</b>	<b>2,791</b>	<b>0.1%</b>	<b>2,412</b>	<b>5,203</b>	<b>0.1%</b>
<b>ALLEGiant AIR</b>						
	ALLEGiant AIR	140,833	6.7%	139,709	280,542	6.6%
	<b>ALLEGiant AIR Total</b>	<b>140,833</b>	<b>6.7%</b>	<b>139,709</b>	<b>280,542</b>	<b>6.6%</b>
<b>AMERICAN AIRLINES</b>						
	AMERICAN AIRLINES, INC	541,455	25.6%	546,559	1,088,014	25.8%
	<b>AMERICAN AIRLINES Total</b>	<b>541,455</b>	<b>25.6%</b>	<b>546,559</b>	<b>1,088,014</b>	<b>25.8%</b>
<b>DELTA AIR LINES</b>						
	DELTA AIR LINES, INC	401,172	19.0%	402,100	803,272	18.9%
	<b>DELTA AIR LINES Total</b>	<b>401,172</b>	<b>19.0%</b>	<b>402,100</b>	<b>803,272</b>	<b>18.9%</b>
<b>FRONTIER AIRLINE</b>						
	FRONTIER AIRLINES, INC.	46,744	2.2%	46,852	93,596	2.2%
	<b>FRONTIER AIRLINE Total</b>	<b>46,744</b>	<b>2.2%</b>	<b>46,852</b>	<b>93,596</b>	<b>2.2%</b>
<b>SIGNATURE FLIGHT SERVICES</b>						
	SIGNATURE FLIGHT SUPPORT	0	0.0%	0	0	0.0%
	<b>SIGNATURE FLIGHT SERVICES Total</b>	<b>0</b>	<b>0.0%</b>	<b>0</b>	<b>0</b>	<b>0.0%</b>
<b>SOUTHWEST AIRLINES</b>						
	SOUTHWEST AIRLINES	553,291	26.2%	551,672	1,104,963	26.0%
	<b>SOUTHWEST AIRLINES Total</b>	<b>553,291</b>	<b>26.2%</b>	<b>551,672</b>	<b>1,104,963</b>	<b>26.0%</b>
<b>UNITED AIRLINES</b>						
	UNITED AIRLINES	248,087	11.7%	246,934	495,021	11.6%
	<b>UNITED AIRLINES Total</b>	<b>248,087</b>	<b>11.7%</b>	<b>246,934</b>	<b>495,021</b>	<b>11.6%</b>
<b>OTHER CARRIERS / MISC</b>						
	<b>OTHER CARRIERS / MISC Total</b>	<b>18</b>	<b>0.0%</b>	<b>13</b>	<b>31</b>	<b>0.0%</b>
	<b>Total</b>	<b>2,114,015</b>	<b>100.0%</b>	<b>2,122,012</b>	<b>4,236,027</b>	<b>100.0%</b>

# Traffic Forecast (Enplaned Passenger) By Month

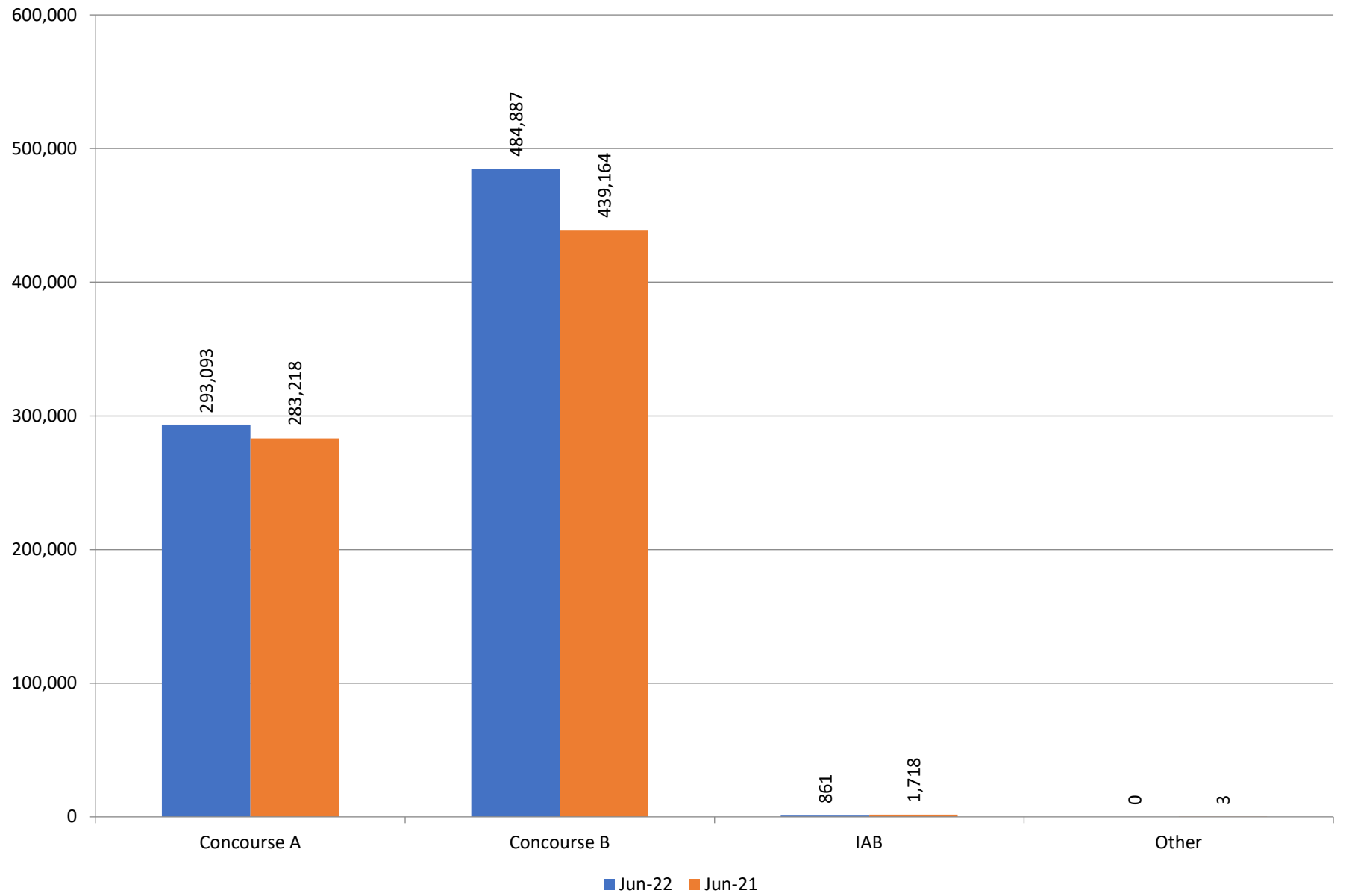


Airline Activity Report 2022

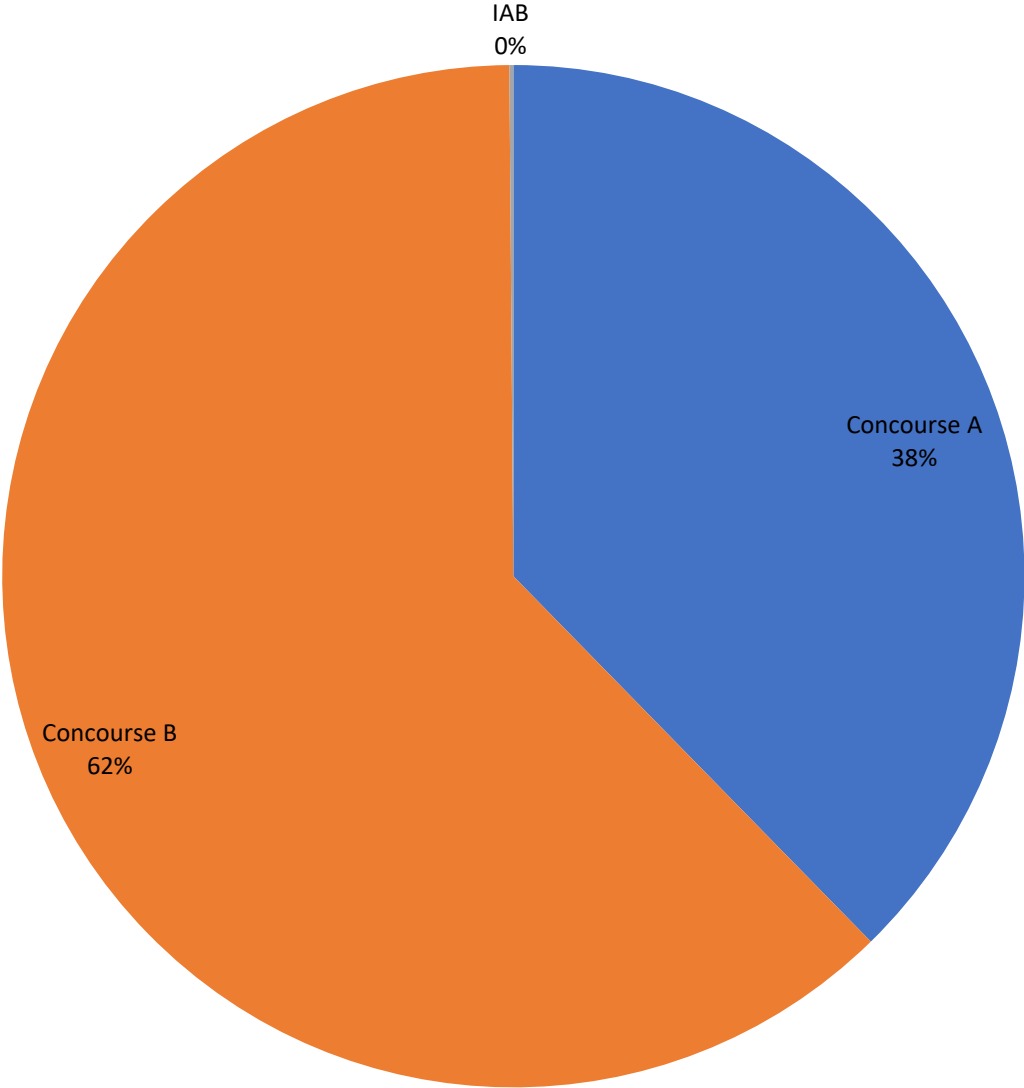
### Landing Weights for Passenger Aircraft June 2022 vs June 2021



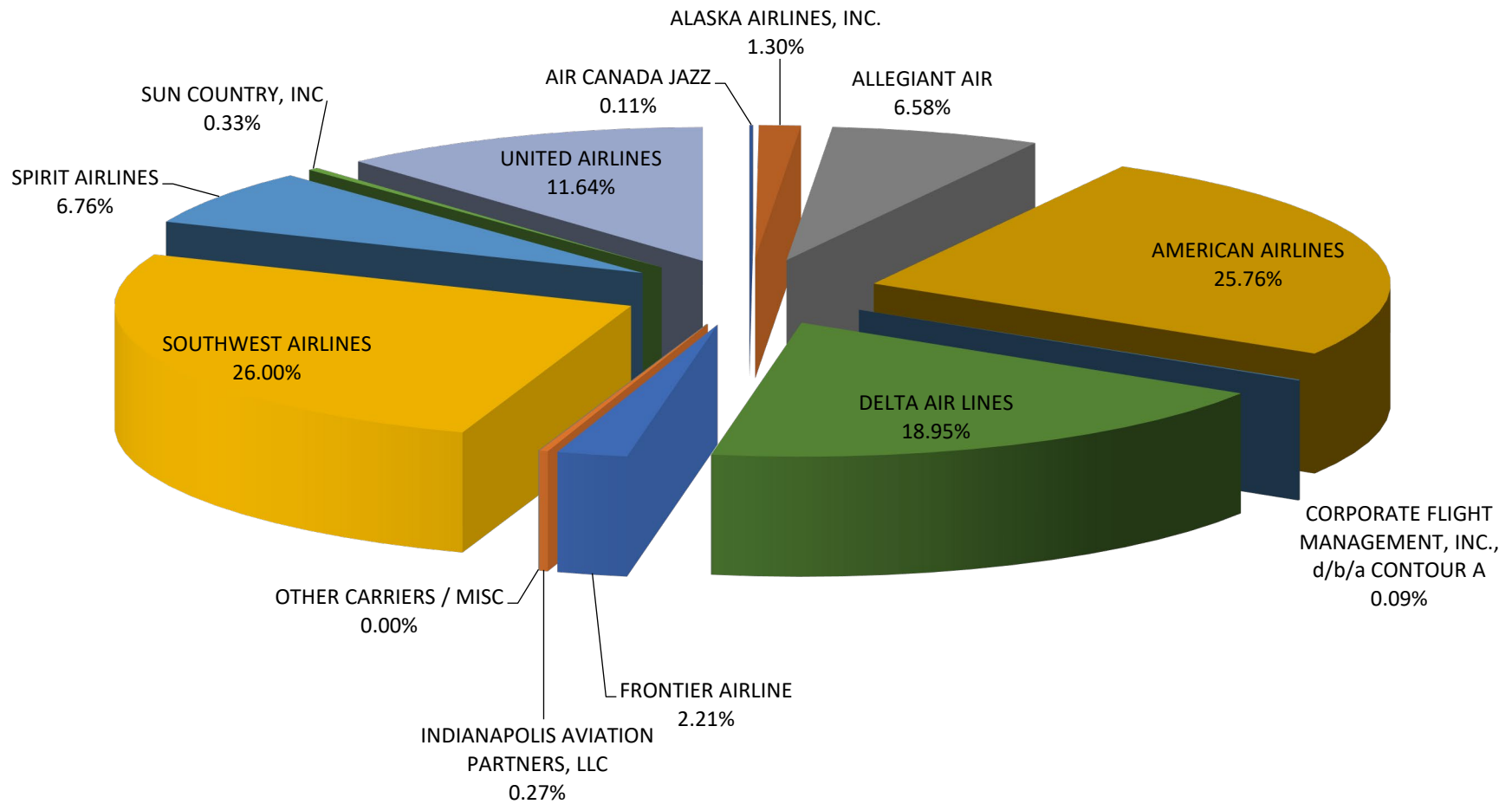
## Total Monthly Passenger Share per Concourse (June 2022)



**Passenger Share per Concourse By Current Month June 2022 - Enplaning**



## Y-T-D Market Share by Group / Airline / Total Passengers (June 2022)





## Market Share June 2022

