



Airline Activity Report

May 2022



Indianapolis Airport Authority

Airline activity data is provided by the airlines and is subject to change. While we make every attempt to ensure the data reported is accurate, the Indianapolis Airport Authority (IAA) is not responsible for the accuracy of the data. IAA assumes no liability from errors or omissions in this data

**Indianapolis International Airport
Airline Activity Summary
For Month Ending May 2022**

Domestic	May (cur)	May (pre)	Passenger		YTD May (cur)	YTD May (pre)	Difference	% Change
			Difference	% Change				
Scheduled								
Deplaning	388,648	306,675	81,973	26.7%	1,708,100	1,119,719	588,381	52.5%
Enplaning	393,650	309,632	84,018	27.1%	1,699,147	1,103,966	595,181	53.9%
Subtotal	782,298	616,307	165,991	26.9%	3,407,247	2,223,685	1,183,562	53.2%
Charter								
Deplaning	3,008	1,784	1,224	68.6%	11,605	6,832	4,773	69.9%
Enplaning	2,681	1,598	1,083	67.8%	11,980	6,804	5,176	76.1%
Subtotal	5,689	3,382	2,307	68.2%	23,585	13,636	9,949	73.0%
Total Domestic	787,987	619,689	168,298	27.2%	3,430,832	2,237,321	1,193,511	53.3%
International								
Deplaning	1,027	656	371	56.6%	13,222	5,238	7,984	152.4%
Enplaning	1,173	652	521	79.9%	13,132	5,029	8,103	161.1%
Total International	2,200	1,308	892	68.2%	26,354	10,267	16,087	156.7%
Total Deplaning	392,683	309,115	83,568	27.0%	1,732,927	1,131,789	601,138	53.1%
Total Enplaning	397,504	311,882	85,622	27.5%	1,724,259	1,115,799	608,460	54.5%
Total Passengers	790,187	620,997	169,190	27.2%	3,457,186	2,247,588	1,209,598	53.8%
			Air Cargo (in tons)					
Mail								
Inbound	82	60	22	37.1%	391	386	5	1.2%
Outbound	119	90	29	31.5%	395	424	-29	-6.8%
Subtotal Mail	201	150	51	33.8%	786	810	-24	-3.0%
Freight Domestic								
Inbound	39,963	43,200	-3,237	-7.5%	196,434	215,123	-18,689	-8.7%
Outbound	44,805	48,170	-3,364	-7.0%	221,209	232,431	-11,222	-4.8%
Subtotal Freight Domestic	84,768	91,369	-6,601	-7.2%	417,643	447,554	-29,911	-6.7%
Freight International								
Inbound	9,622	8,283	1,339	16.2%	47,792	35,491	12,301	34.7%
Outbound	7,077	6,291	786	12.5%	37,120	32,662	4,458	13.6%
Subtotal Freight International	16,699	14,574	2,125	14.6%	84,912	68,153	16,759	24.6%
Total Cargo	101,668	106,093	-4,425	-4.2%	503,341	516,517	-13,176	-2.6%
			Aircraft Operations					
Air Carrier	10,973	9,835	1,138	11.6%	52,868	41,836	11,032	26.4%
Air Taxi	4,274	4,694	-420	-8.9%	18,610	20,570	-1,960	-9.5%
Civil Itinerant	1,722	1,464	258	17.6%	7,528	5,609	1,919	34.2%
Military Itinerant	84	73	11	15.1%	330	250	80	32.0%
Total Operations	17,053	16,066	987	6.1%	79,336	68,265	11,071	16.2%
			Landing Weights (in tons)					
Passenger Aircraft	206,457	179,919	26,538	14.7%	983,387	719,266	264,121	36.7%
Freight Aircraft	292,688	280,025	12,662	4.5%	1,454,784	1,325,450	129,334	9.8%
Total Landed Weights	499,144	459,944	39,200	8.5%	2,438,171	2,044,716	393,455	19.2%

**Indianapolis International Airport
Deplanement Cumulative Year To Date**

Carriers	January	February	March	April	May	June	July	August	September	October	November	December	Total
AIR CANADA EXPRESS / JAZZ AVIATION LP	-	-	-	-	508	-	-	-	-	-	-	-	508
ALASKA AIRLINES, INC.	3,001	2,538	4,726	4,938	5,069	-	-	-	-	-	-	-	20,272
ALLEGIAN AIR	14,001	15,742	33,468	25,876	22,074	-	-	-	-	-	-	-	111,161
AMERICAN AIRLINES, INC	72,095	70,496	93,023	98,783	107,263	-	-	-	-	-	-	-	441,660
CORPORATE FLIGHT MANAGEMENT, INC., d/b/a C	264	184	329	349	405	-	-	-	-	-	-	-	1,531
DELTA AIR LINES, INC	59,288	51,513	68,390	73,783	73,636	-	-	-	-	-	-	-	326,610
ELI LILLY INTERNATIONAL CORPORATION	-	-	-	-	-	-	-	-	-	-	-	-	-
FRONTIER AIRLINES, INC.	6,981	6,190	9,427	7,784	7,543	-	-	-	-	-	-	-	37,925
KALITTA CHARTERS II, LLC	-	-	-	-	-	-	-	-	-	-	-	-	-
MILLION AIR / INDIANAPOLIS AVIATION PARTNER	927	1,086	1,365	665	1,372	-	-	-	-	-	-	-	5,415
SIGNATURE FLIGHT SUPPORT	-	-	-	-	-	-	-	-	-	-	-	-	-
SOUTHWEST AIRLINES	76,429	74,721	103,922	91,836	103,567	-	-	-	-	-	-	-	450,475
SPIRIT AIRLINES	25,332	23,574	35,680	24,196	19,980	-	-	-	-	-	-	-	128,762
SUN COUNTRY AIRLINES / SUN COUNTRY, INC	1,926	2,329	117	237	786	-	-	-	-	-	-	-	5,395
SWIFT AIR / AVIATION ADVANTAGE INC.	-	-	-	-	-	-	-	-	-	-	-	-	-
SWIFT AIR, LLC DBA IAERO AIRWAYS	-	-	-	-	-	-	-	-	-	-	-	-	-
UNITED AIRLINES	30,842	28,529	45,785	47,568	50,476	-	-	-	-	-	-	-	203,200
OTHER CARGO CARRIERS / MISC.	-	5	4	-	4	-	-	-	-	-	-	-	13
Total	291,086	276,907	396,236	376,015	392,683	-	-	-	-	-	-	-	1,732,927
2021 Actual	156,679	144,989	246,643	274,363	309,115	358,451	396,826	333,447	311,912	384,430	352,590	324,581	3,594,026

**Indianapolis International Airport
Cargo Activity Report Cumulative Year To Date**

Carrier	January	February	March	April	May	June	July	August	September	October	November	December	Total YTD
Passenger Carriers													
AIR CANADA EXPRESS / JAZZ AVIATION LP	0	0	0	0	0	0	0						
ALASKA AIRLINES, INC.	7,572	5,945	7,190	5,391	8,684	0	0						
ALLEGIAN AIR	0	0	0	0	0	0	0						
AMERICAN AIRLINES, INC	159,336	210,203	196,725	202,813	237,066	0	0						
CORPORATE FLIGHT MANAGEMENT, INC., d/b/a CONTOUR	0	0	0	0	0	0	0						
DELTA AIR LINES, INC	142,765	149,249	147,874	144,495	205,409	0	0						
ELI LILLY INTERNATIONAL CORPORATION	0	0	0	0	0	0	0						
FRONTIER AIRLINES, INC.	0	0	0	0	0	0	0						
KALITTA CHARTERS II, LLC	0	0	0	0	11,710	0	0						
MILLION AIR / INDIANAPOLIS AVIATION PARTNERS, LLC	0	0	0	0	0	0	0						
SIGNATURE FLIGHT SUPPORT	0	0	0	0	0	0	0						
SOUTHWEST AIRLINES	212,153	235,255	262,692	262,713	265,313	0	0						
SPIRIT AIRLINES	0	0	0	0	0	0	0						
SUN COUNTRY AIRLINES / SUN COUNTRY, INC	0	0	0	0	0	0	0						
SWIFT AIR / AVIATION ADVANTAGE INC.	0	0	0	0	0	0	0						
SWIFT AIR, LLC DBA IAERO AIRWAYS	0	0	0	0	0	0	0						
UNITED AIRLINES	89,299	72,068	68,066	74,244	88,762	0	0						
Passenger Carriers Totals	611,125	672,720	682,547	689,656	816,944	0	0						
Cargo Carriers													
AIRNET II, LLC	1,618	1,618	3,178	2,678	0	0	0						
CARGOLUX AIRLINES INTERNATIONAL S.A.	2,459,257	2,287,737	2,657,320	2,673,987	1,996,506	0	0						
CSA AIR, INC	16,056	12,533	19,649	14,171	17,609	0	0						
FEDERAL EXPRESS CORP	185,873,854	182,121,693	225,323,562	194,384,583	199,607,971	0	0						
KALITTA AIR, LLC	0	0	0	0	0	0	0						
KALITTA CHARTERS, LLC	205	10,350	0	0	120	0	0						
MOUNTAIN AIR CARGO	600,764	537,897	793,750	689,514	686,625	0	0						
UPS / UNITED PARCEL SERVICE INC, AN OHIO CORPORATI	0	0	0	0	0	0	0						
WORLDWIDE FLIGHT SERVICES, INC.	51,999	0	17,006	134,317	210,853	0	0						
Cargo Carriers Totals	189,003,753	184,971,828	228,814,465	197,899,250	202,519,684	0	0						
Grand Totals	189,614,878	185,644,548	229,497,012	198,588,906	203,336,628	0	0						

**Indianapolis International Airport
2022 Cargo Summary**

	January	February	March	April	May	June	July	August	September	October	November	December	Total
Mail													
Inbound	85	73	70	80	82	-	-	-	-	-	-	-	391
Outbound	59	74	68	74	119	-	-	-	-	-	-	-	395
Total Mail	144	148	138	155	201	-	-	-	-	-	-	-	786
Domestic Freight													
Inbound	37,859	36,749	43,805	38,058	39,963	-	-	-	-	-	-	-	196,434
Outbound	41,756	40,602	49,947	44,099	44,805	-	-	-	-	-	-	-	221,209
International Freight													
Inbound	9,151	8,184	11,199	9,635	9,622	-	-	-	-	-	-	-	47,792
Outbound	5,898	7,139	9,658	7,348	7,077	-	-	-	-	-	-	-	37,120
Total Freight	94,664	92,675	114,610	99,140	101,467	-	-	-	-	-	-	-	502,555
Total Cargo	94,807	92,822	114,749	99,294	101,668	-	-	-	-	-	-	-	503,341
Same Month 2021	92,219	96,223	110,552	111,429	106,093	109,313	109,986	108,899	116,560	113,772	113,211	145,851	1,334,110
Difference	2,588	-3,401	4,197	-12,135	-4,425	-109,313	-109,986	-108,899	-116,560	-113,772	-113,211	-145,851	-830,769
% Change	3%	-4%	4%	-11%	-4%								
Carrier Totals - By Pounds & Tons													
Passenger Aircraft	611,125	672,720	682,547	689,656	816,944	-	-	-	-	-	-	-	3,472,992
Tonnage	306	336	341	345	408	-	-	-	-	-	-	-	1,736
CARGOLUX AIRLINES INTERNATIONAL S.A.	2,459,257	2,287,737	2,657,320	2,673,987	1,996,506	-	-	-	-	-	-	-	12,074,806
CSA AIR, INC	16,056	12,533	19,649	14,171	17,609	-	-	-	-	-	-	-	80,018
FEDERAL EXPRESS CORP	185,873,854	182,121,693	225,323,562	194,384,583	199,607,971	-	-	-	-	-	-	-	987,311,663
OTHER CARGO CARRIERS / MISC.	654,586	549,865	813,934	826,509	897,598	-	-	-	-	-	-	-	3,742,492
Total Cargo Aircraft	189,003,753	184,971,828	228,814,465	197,899,250	202,519,684	-	-	-	-	-	-	-	1,003,208,979
Tonnage	94,502	92,486	114,407	98,950	101,260	-	-	-	-	-	-	-	501,604
Total Cargo Aircraft	94,807	92,822	114,749	99,294	101,668	-	-	-	-	-	-	-	503,341
2022 YTD	94,807	187,630	302,378	401,673	503,341	503,341	503,341	503,341	503,341	503,341	503,341	503,341	
2021 YTD	92,219	188,442	298,994	410,424	516,517	625,830	735,816	844,715	961,276	1,075,047	1,188,258	1,334,110	

Indianapolis International Airport
Total Passengers
Current Month (May 2022) vs. Previous Month (April 2022)

Operator	Carrier	May 2022		April 2022		Difference	% Change
		Total	% Total	Total	% Total		
ALASKA AIRLINES, INC.							
	ALASKA AIRLINES, INC.	10,211	1.3%	9,532	1.3%	679	7.1%
	ALASKA AIRLINES, INC. Total	10,211	1.3%	9,532	1.3%	679	7.1%
CORPORATE FLIGHT MANAGEMENT, INC., d/b/a CONTOUR A							
	CORPORATE FLIGHT MANAGEMENT, INC., d/b/a CONTOUR A	744	0.1%	611	0.1%	133	21.8%
	CORPORATE FLIGHT MANAGEMENT, INC., d/b/a CONTOUR A Total	744	0.1%	611	0.1%	133	21.8%
INDIANAPOLIS AVIATION PARTNERS, LLC							
	INDIANAPOLIS AVIATION PARTNERS, LLC	2,657	0.3%	1,363	0.2%	1,294	94.9%
	INDIANAPOLIS AVIATION PARTNERS, LLC Total	2,657	0.3%	1,363	0.2%	1,294	94.9%
KALITTA CHARTERS II, LLC							
	KALITTA CHARTERS II, LLC	0	0.0%	0	0.0%	0	0.0%
	KALITTA CHARTERS II, LLC Total	0	0.0%	0	0.0%	0	0.0%
SPIRIT AIRLINES							
	SPIRIT AIRLINES	39,774	5.0%	45,109	6.2%	-5,335	-11.8%
	SPIRIT AIRLINES Total	39,774	5.0%	45,109	6.2%	-5,335	-11.8%
SUN COUNTRY, INC							
	SUN COUNTRY, INC	1,522	0.2%	607	0.1%	915	150.7%
	SUN COUNTRY, INC Total	1,522	0.2%	607	0.1%	915	150.7%
SWIFT AIR, LLC DBA IAERO AIRWAYS							
	SWIFT AIR, LLC DBA IAERO AIRWAYS	0	0.0%	0	0.0%	0	0.0%
	SWIFT AIR, LLC DBA IAERO AIRWAYS Total	0	0.0%	0	0.0%	0	0.0%
AIR CANADA JAZZ							
	JAZZ AVIATION LP	1,177	0.1%	0	0.0%	1,177	100.0%
	AIR CANADA JAZZ Total	1,177	0.1%	0	0.0%	1,177	100.0%
ALLEGiant AIR							
	ALLEGiant AIR	44,378	5.6%	49,107	6.8%	-4,729	-9.6%
	ALLEGiant AIR Total	44,378	5.6%	49,107	6.8%	-4,729	-9.6%
AMERICAN AIRLINES							
	AMERICAN AIRLINES, INC	216,602	27.4%	190,631	26.3%	25,971	13.6%
	AMERICAN AIRLINES Total	216,602	27.4%	190,631	26.3%	25,971	13.6%
DELTA AIR LINES							
	DELTA AIR LINES, INC	148,193	18.8%	144,371	19.9%	3,822	2.6%
	DELTA AIR LINES Total	148,193	18.8%	144,371	19.9%	3,822	2.6%
FRONTIER AIRLINE							
	FRONTIER AIRLINES, INC.	15,302	1.9%	14,295	2.0%	1,007	7.0%
	FRONTIER AIRLINE Total	15,302	1.9%	14,295	2.0%	1,007	7.0%
SIGNATURE FLIGHT SERVICES							
	SIGNATURE FLIGHT SUPPORT	0	0.0%	0	0.0%	0	0.0%
	SIGNATURE FLIGHT SERVICES Total	0	0.0%	0	0.0%	0	0.0%
SOUTHWEST AIRLINES							
	SOUTHWEST AIRLINES	206,664	26.2%	178,490	24.6%	28,174	15.8%
	SOUTHWEST AIRLINES Total	206,664	26.2%	178,490	24.6%	28,174	15.8%
UNITED AIRLINES							
	UNITED AIRLINES	102,955	13.0%	92,085	12.7%	10,870	11.8%
	UNITED AIRLINES Total	102,955	13.0%	92,085	12.7%	10,870	11.8%
OTHER CARRIERS / MISC							
	OTHER CARRIERS / MISC Total	8	0.0%	0	0.0%	8	100.0%
	Total	790,187	100.0%	726,201	100.0%	63,986	8.8%

Indianapolis International Airport
Total Passengers
Current Month (May 2022) vs. Same Month Previous Year (May 2021)

Operator	Carrier	May 2022		May 2021		Difference	% Change
		Total	% Total	Total	% Total		
ALASKA AIRLINES, INC.							
	ALASKA AIRLINES, INC.	10,211	1.3%	8,640	1.4%	1,571	18.2%
	ALASKA AIRLINES, INC. Total	10,211	1.3%	8,640	1.4%	1,571	18.2%
CORPORATE FLIGHT MANAGEMENT, INC., d/b/a CONTOUR A							
	CORPORATE FLIGHT MANAGEMENT, INC., d/b/a CONTOUR A	744	0.1%	0	0.0%	744	100.0%
	CORPORATE FLIGHT MANAGEMENT, INC., d/b/a CONTOUR A Total	744	0.1%	0	0.0%	744	100.0%
INDIANAPOLIS AVIATION PARTNERS, LLC							
	INDIANAPOLIS AVIATION PARTNERS, LLC	2,657	0.3%	821	0.1%	1,836	223.6%
	INDIANAPOLIS AVIATION PARTNERS, LLC Total	2,657	0.3%	821	0.1%	1,836	223.6%
KALITTA CHARTERS II, LLC							
	KALITTA CHARTERS II, LLC	0	0.0%	0	0.0%	0	0.0%
	KALITTA CHARTERS II, LLC Total	0	0.0%	0	0.0%	0	0.0%
SPIRIT AIRLINES							
	SPIRIT AIRLINES	39,774	5.0%	52,205	8.4%	-12,431	-23.8%
	SPIRIT AIRLINES Total	39,774	5.0%	52,205	8.4%	-12,431	-23.8%
SUN COUNTRY, INC							
	SUN COUNTRY, INC	1,522	0.2%	721	0.1%	801	111.1%
	SUN COUNTRY, INC Total	1,522	0.2%	721	0.1%	801	111.1%
SWIFT AIR, LLC DBA IAERO AIRWAYS							
	SWIFT AIR, LLC DBA IAERO AIRWAYS	0	0.0%	0	0.0%	0	0.0%
	SWIFT AIR, LLC DBA IAERO AIRWAYS Total	0	0.0%	0	0.0%	0	0.0%
AIR CANADA JAZZ							
	JAZZ AVIATION LP	1,177	0.1%	0	0.0%	1,177	100.0%
	AIR CANADA JAZZ Total	1,177	0.1%	0	0.0%	1,177	100.0%
ALLEGiant AIR							
	ALLEGiant AIR	44,378	5.6%	29,711	4.8%	14,667	49.4%
	ALLEGiant AIR Total	44,378	5.6%	29,711	4.8%	14,667	49.4%
AMERICAN AIRLINES							
	AMERICAN AIRLINES, INC	216,602	27.4%	140,662	22.7%	75,940	54.0%
	AMERICAN AIRLINES Total	216,602	27.4%	140,662	22.7%	75,940	54.0%
DELTA AIR LINES							
	DELTA AIR LINES, INC	148,193	18.8%	111,513	18.0%	36,680	32.9%
	DELTA AIR LINES Total	148,193	18.8%	111,513	18.0%	36,680	32.9%
FRONTIER AIRLINE							
	FRONTIER AIRLINES, INC.	15,302	1.9%	20,865	3.4%	-5,563	-26.7%
	FRONTIER AIRLINE Total	15,302	1.9%	20,865	3.4%	-5,563	-26.7%
SIGNATURE FLIGHT SERVICES							
	SIGNATURE FLIGHT SUPPORT	0	0.0%	0	0.0%	0	0.0%
	SIGNATURE FLIGHT SERVICES Total	0	0.0%	0	0.0%	0	0.0%
SOUTHWEST AIRLINES							
	SOUTHWEST AIRLINES	206,664	26.2%	195,902	31.5%	10,762	5.5%
	SOUTHWEST AIRLINES Total	206,664	26.2%	195,902	31.5%	10,762	5.5%
UNITED AIRLINES							
	UNITED AIRLINES	102,955	13.0%	59,957	9.7%	42,998	71.7%
	UNITED AIRLINES Total	102,955	13.0%	59,957	9.7%	42,998	71.7%
OTHER CARRIERS / MISC							
	OTHER CARRIERS / MISC Total	8	0.0%	0	0.0%	8	100.0%
	Total	790,187	100.0%	620,997	100.0%	169,190	27.2%

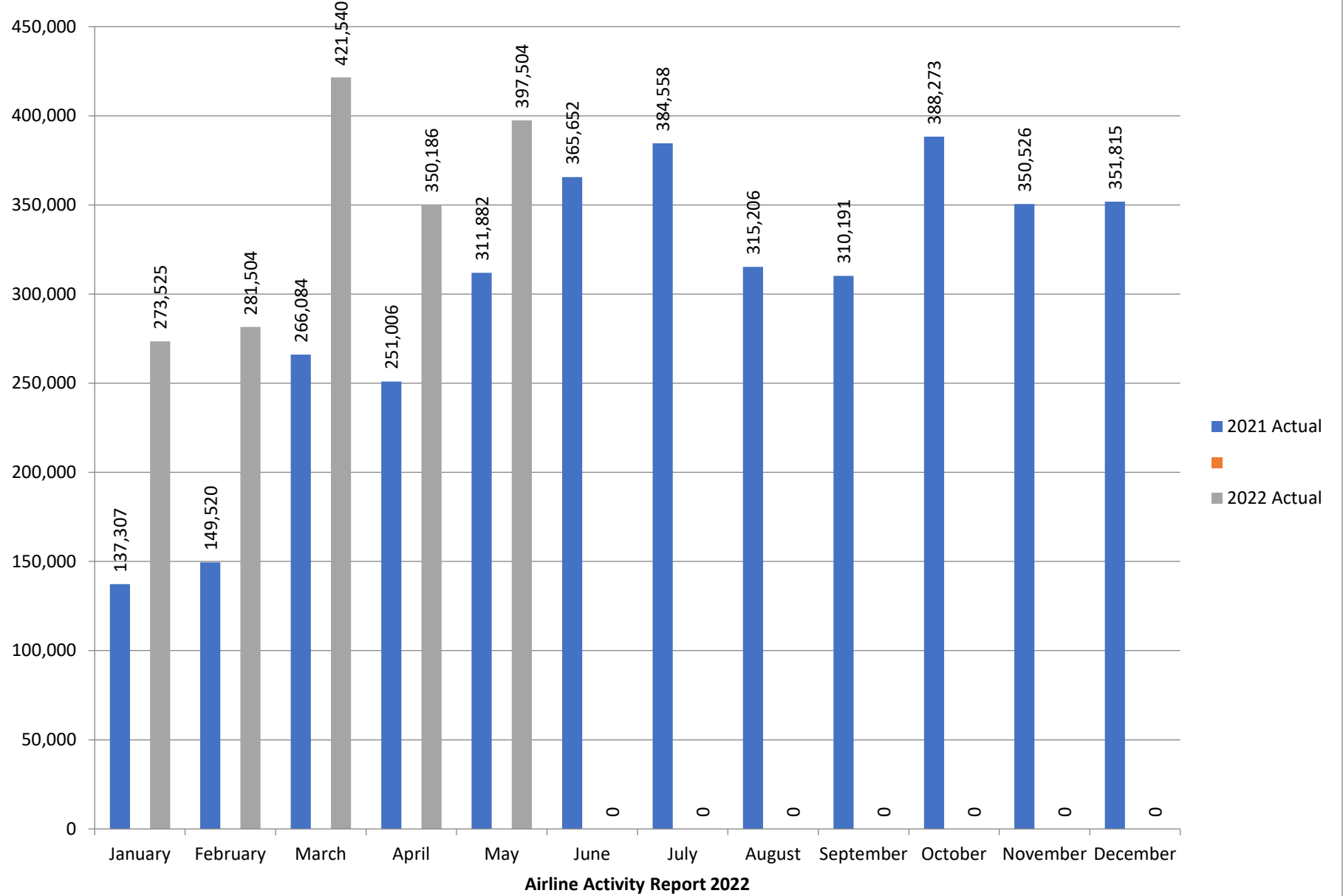
Indianapolis International Airport
Total Passengers
Current Month - May 2022

Operator	Carrier	Enplaning	Enplaning % of Total	Deplaning	Total	% of Total
ALASKA AIRLINES, INC.						
	ALASKA AIRLINES, INC.	5,142	1.3%	5,069	10,211	1.3%
	ALASKA AIRLINES, INC. Total	5,142	1.3%	5,069	10,211	1.3%
CORPORATE FLIGHT MANAGEMENT, INC., d/b/a CONTOUR A						
	CORPORATE FLIGHT MANAGEMENT, INC., d/b/a CONTOUR A	339	0.1%	405	744	0.1%
	CORPORATE FLIGHT MANAGEMENT, INC., d/b/a CONTOUR A Total	339	0.1%	405	744	0.1%
INDIANAPOLIS AVIATION PARTNERS, LLC						
	INDIANAPOLIS AVIATION PARTNERS, LLC	1,285	0.3%	1,372	2,657	0.3%
	INDIANAPOLIS AVIATION PARTNERS, LLC Total	1,285	0.3%	1,372	2,657	0.3%
KALITTA CHARTERS II, LLC						
	KALITTA CHARTERS II, LLC	0	0.0%	0	0	0.0%
	KALITTA CHARTERS II, LLC Total	0	0.0%	0	0	0.0%
SPIRIT AIRLINES						
	SPIRIT AIRLINES	19,794	5.0%	19,980	39,774	5.1%
	SPIRIT AIRLINES Total	19,794	5.0%	19,980	39,774	5.1%
SUN COUNTRY, INC						
	SUN COUNTRY, INC	736	0.2%	786	1,522	0.2%
	SUN COUNTRY, INC Total	736	0.2%	786	1,522	0.2%
SWIFT AIR, LLC DBA IAERO AIRWAYS						
	SWIFT AIR, LLC DBA IAERO AIRWAYS	0	0.0%	0	0	0.0%
	SWIFT AIR, LLC DBA IAERO AIRWAYS Total	0	0.0%	0	0	0.0%
AIR CANADA JAZZ						
	JAZZ AVIATION LP	669	0.2%	508	1,177	0.1%
	AIR CANADA JAZZ Total	669	0.2%	508	1,177	0.1%
ALLEGiant AIR						
	ALLEGiant AIR	22,304	5.6%	22,074	44,378	5.6%
	ALLEGiant AIR Total	22,304	5.6%	22,074	44,378	5.6%
AMERICAN AIRLINES						
	AMERICAN AIRLINES, INC	109,339	27.5%	107,263	216,602	27.3%
	AMERICAN AIRLINES Total	109,339	27.5%	107,263	216,602	27.3%
DELTA AIR LINES						
	DELTA AIR LINES, INC	74,557	18.8%	73,636	148,193	18.8%
	DELTA AIR LINES Total	74,557	18.8%	73,636	148,193	18.8%
FRONTIER AIRLINE						
	FRONTIER AIRLINES, INC.	7,759	2.0%	7,543	15,302	1.9%
	FRONTIER AIRLINE Total	7,759	2.0%	7,543	15,302	1.9%
SIGNATURE FLIGHT SERVICES						
	SIGNATURE FLIGHT SUPPORT	0	0.0%	0	0	0.0%
	SIGNATURE FLIGHT SERVICES Total	0	0.0%	0	0	0.0%
SOUTHWEST AIRLINES						
	SOUTHWEST AIRLINES	103,097	25.9%	103,567	206,664	26.4%
	SOUTHWEST AIRLINES Total	103,097	25.9%	103,567	206,664	26.4%
UNITED AIRLINES						
	UNITED AIRLINES	52,479	13.2%	50,476	102,955	12.9%
	UNITED AIRLINES Total	52,479	13.2%	50,476	102,955	12.9%
OTHER CARRIERS / MISC						
	OTHER CARRIERS / MISC Total	4	0.0%	4	8	0.0%
	Total	397,504	100.0%	392,683	790,187	100.0%

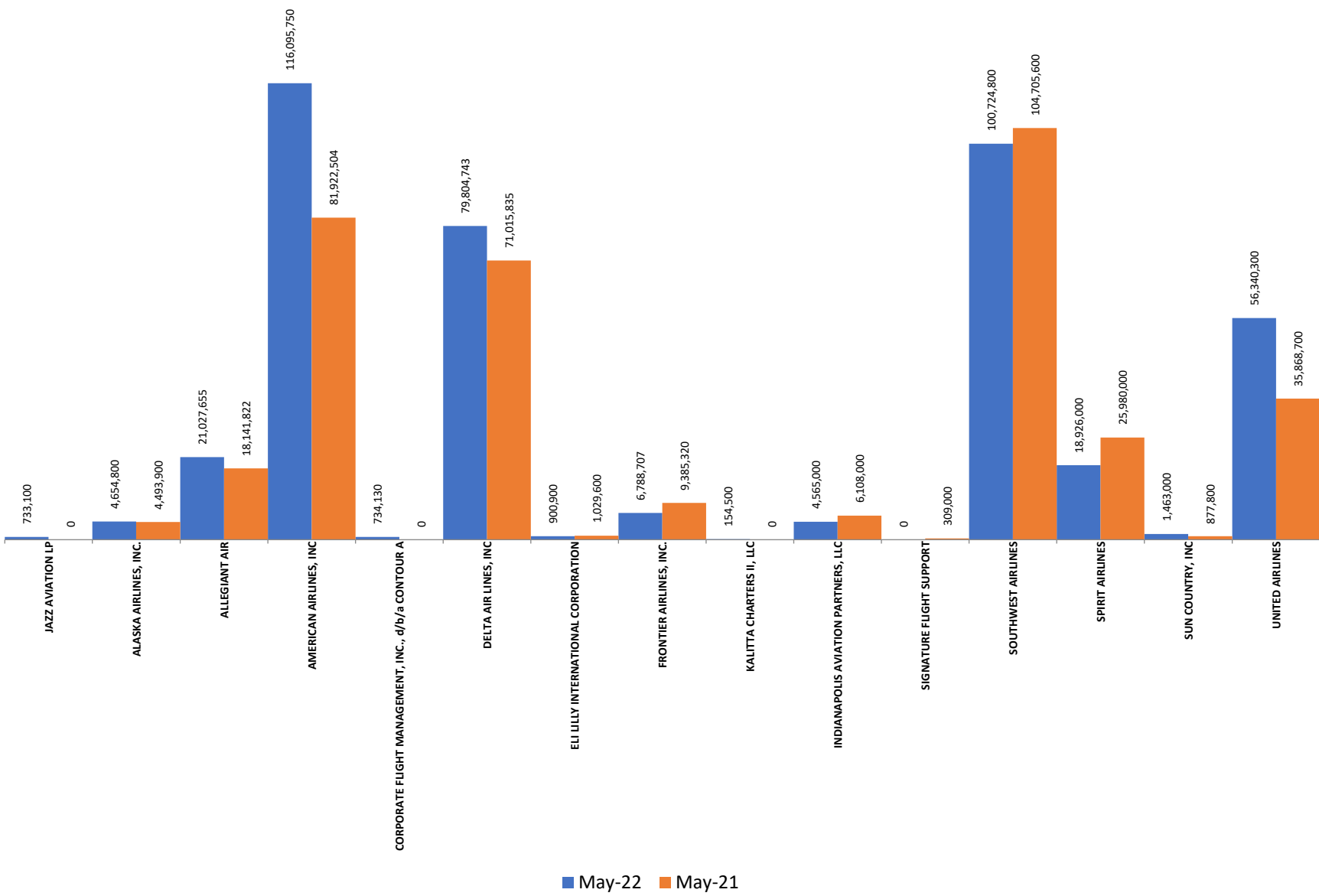
**Indianapolis International Airport
Total Passengers
Year To Date - May 2022**

Operator	Carrier	Enplaning	Enplaning % of Total	Deplaning	Total	% of Total
ALASKA AIRLINES, INC.						
	ALASKA AIRLINES, INC.	18,799	1.1%	20,272	39,071	1.2%
	ALASKA AIRLINES, INC. Total	18,799	1.1%	20,272	39,071	1.2%
CORPORATE FLIGHT MANAGEMENT, INC., d/b/a CONTOUR A						
	CORPORATE FLIGHT MANAGEMENT, INC., d/b/a CONTOUR A	1,316	0.1%	1,531	2,847	0.1%
	CORPORATE FLIGHT MANAGEMENT, INC., d/b/a CONTOUR A Total	1,316	0.1%	1,531	2,847	0.1%
INDIANAPOLIS AVIATION PARTNERS, LLC						
	INDIANAPOLIS AVIATION PARTNERS, LLC	5,797	0.3%	5,415	11,212	0.3%
	INDIANAPOLIS AVIATION PARTNERS, LLC Total	5,797	0.3%	5,415	11,212	0.3%
KALITTA CHARTERS II, LLC						
	KALITTA CHARTERS II, LLC	0	0.0%	0	0	0.0%
	KALITTA CHARTERS II, LLC Total	0	0.0%	0	0	0.0%
SPIRIT AIRLINES						
	SPIRIT AIRLINES	124,097	7.2%	128,762	252,859	7.4%
	SPIRIT AIRLINES Total	124,097	7.2%	128,762	252,859	7.4%
SUN COUNTRY, INC						
	SUN COUNTRY, INC	5,682	0.3%	5,395	11,077	0.3%
	SUN COUNTRY, INC Total	5,682	0.3%	5,395	11,077	0.3%
SWIFT AIR, LLC DBA IAERO AIRWAYS						
	SWIFT AIR, LLC DBA IAERO AIRWAYS	0	0.0%	0	0	0.0%
	SWIFT AIR, LLC DBA IAERO AIRWAYS Total	0	0.0%	0	0	0.0%
AIR CANADA JAZZ						
	JAZZ AVIATION LP	669	0.0%	508	1,177	0.0%
	AIR CANADA JAZZ Total	669	0.0%	508	1,177	0.0%
ALLEGiant AIR						
	ALLEGiant AIR	111,268	6.5%	111,161	222,429	6.4%
	ALLEGiant AIR Total	111,268	6.5%	111,161	222,429	6.4%
AMERICAN AIRLINES						
	AMERICAN AIRLINES, INC	437,403	25.4%	441,660	879,063	25.5%
	AMERICAN AIRLINES Total	437,403	25.4%	441,660	879,063	25.5%
DELTA AIR LINES						
	DELTA AIR LINES, INC	326,139	18.9%	326,610	652,749	18.8%
	DELTA AIR LINES Total	326,139	18.9%	326,610	652,749	18.8%
FRONTIER AIRLINE						
	FRONTIER AIRLINES, INC.	37,973	2.2%	37,925	75,898	2.2%
	FRONTIER AIRLINE Total	37,973	2.2%	37,925	75,898	2.2%
SIGNATURE FLIGHT SERVICES						
	SIGNATURE FLIGHT SUPPORT	0	0.0%	0	0	0.0%
	SIGNATURE FLIGHT SERVICES Total	0	0.0%	0	0	0.0%
SOUTHWEST AIRLINES						
	SOUTHWEST AIRLINES	451,896	26.2%	450,475	902,371	26.0%
	SOUTHWEST AIRLINES Total	451,896	26.2%	450,475	902,371	26.0%
UNITED AIRLINES						
	UNITED AIRLINES	203,202	11.8%	203,200	406,402	11.7%
	UNITED AIRLINES Total	203,202	11.8%	203,200	406,402	11.7%
OTHER CARRIERS / MISC						
	OTHER CARRIERS / MISC Total	18	0.0%	13	31	0.0%
	Total	1,724,259	100.0%	1,732,927	3,457,186	100.0%

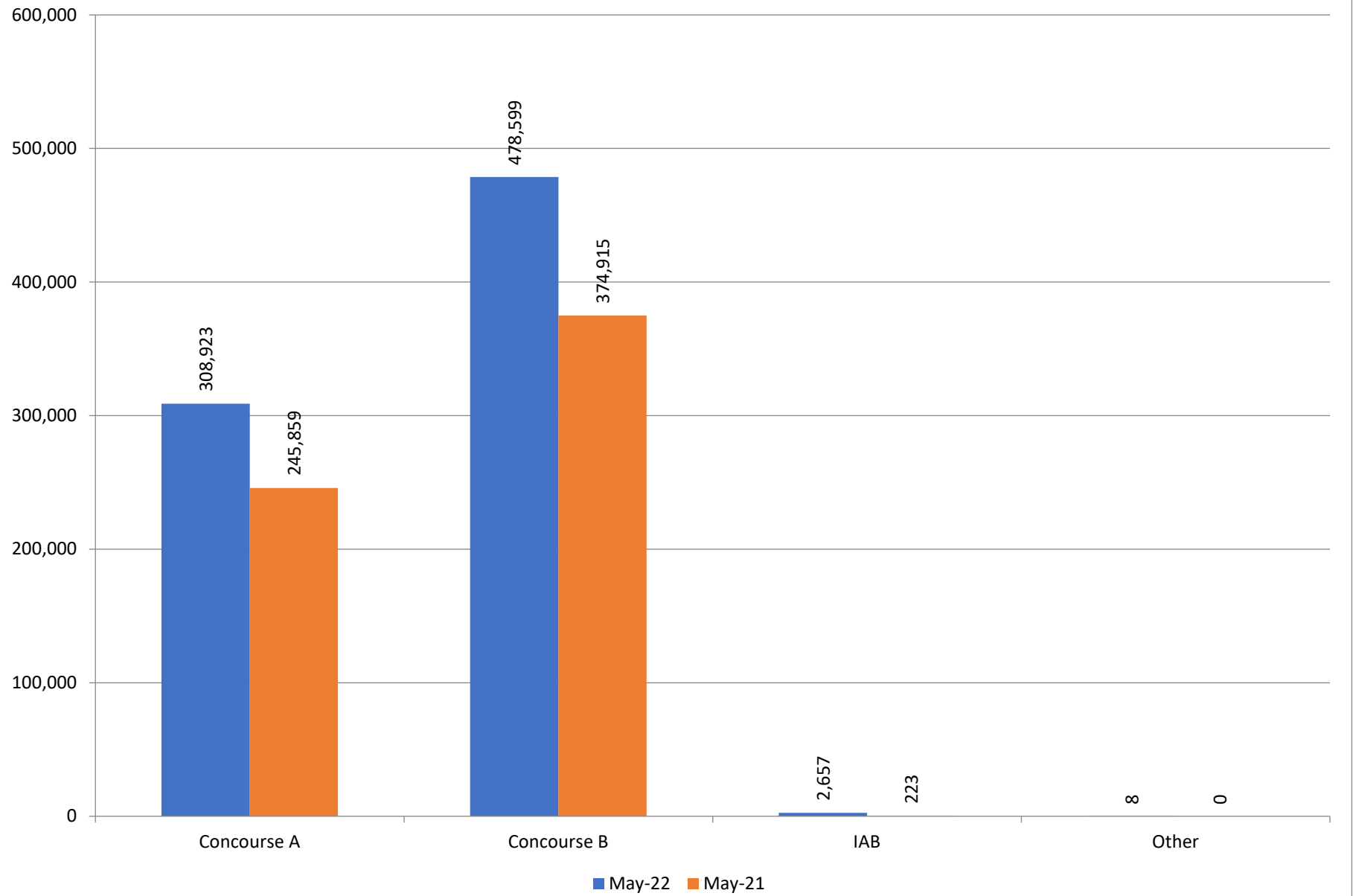
Traffic Forecast (Enplaned Passenger) By Month



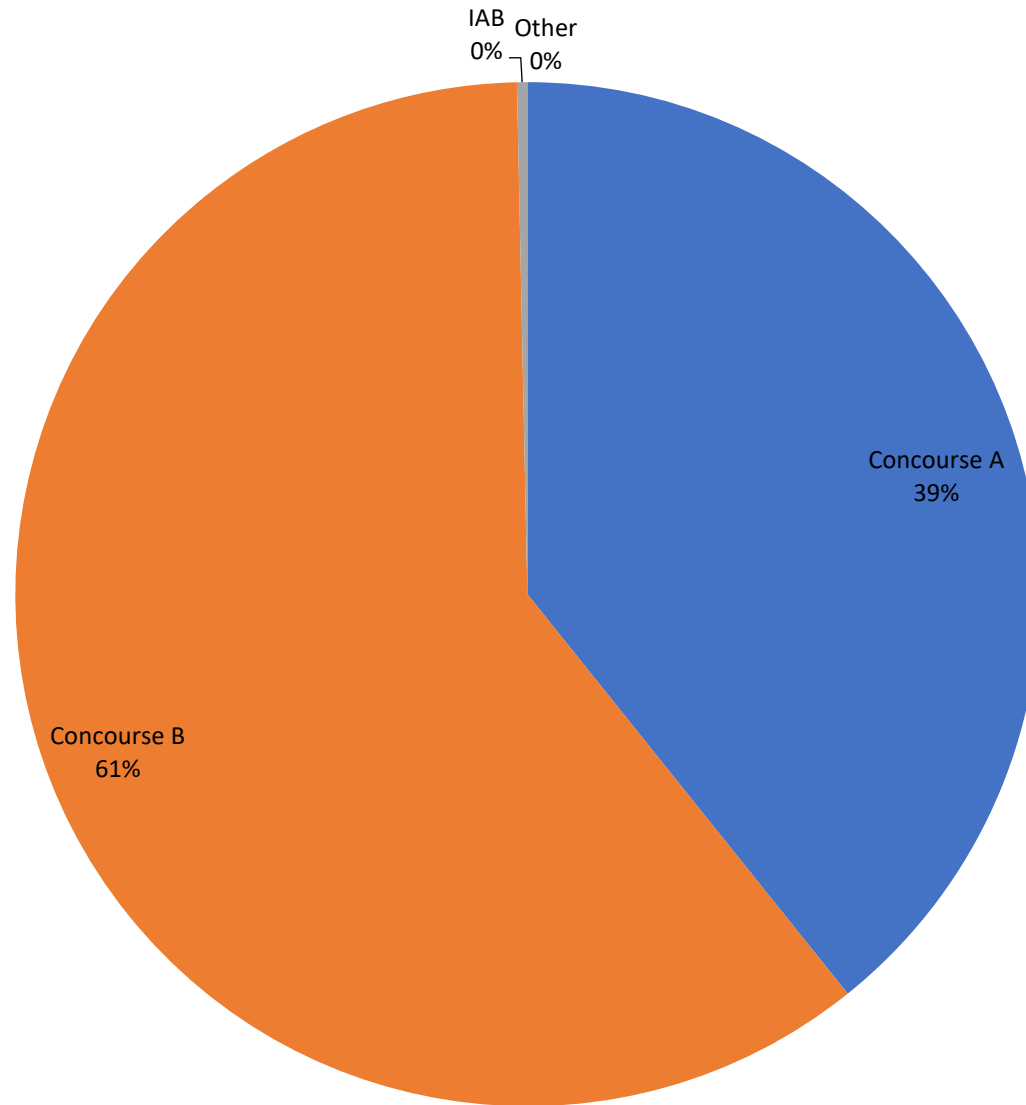
Landing Weights for Passenger Aircraft May 2022 vs May 2021



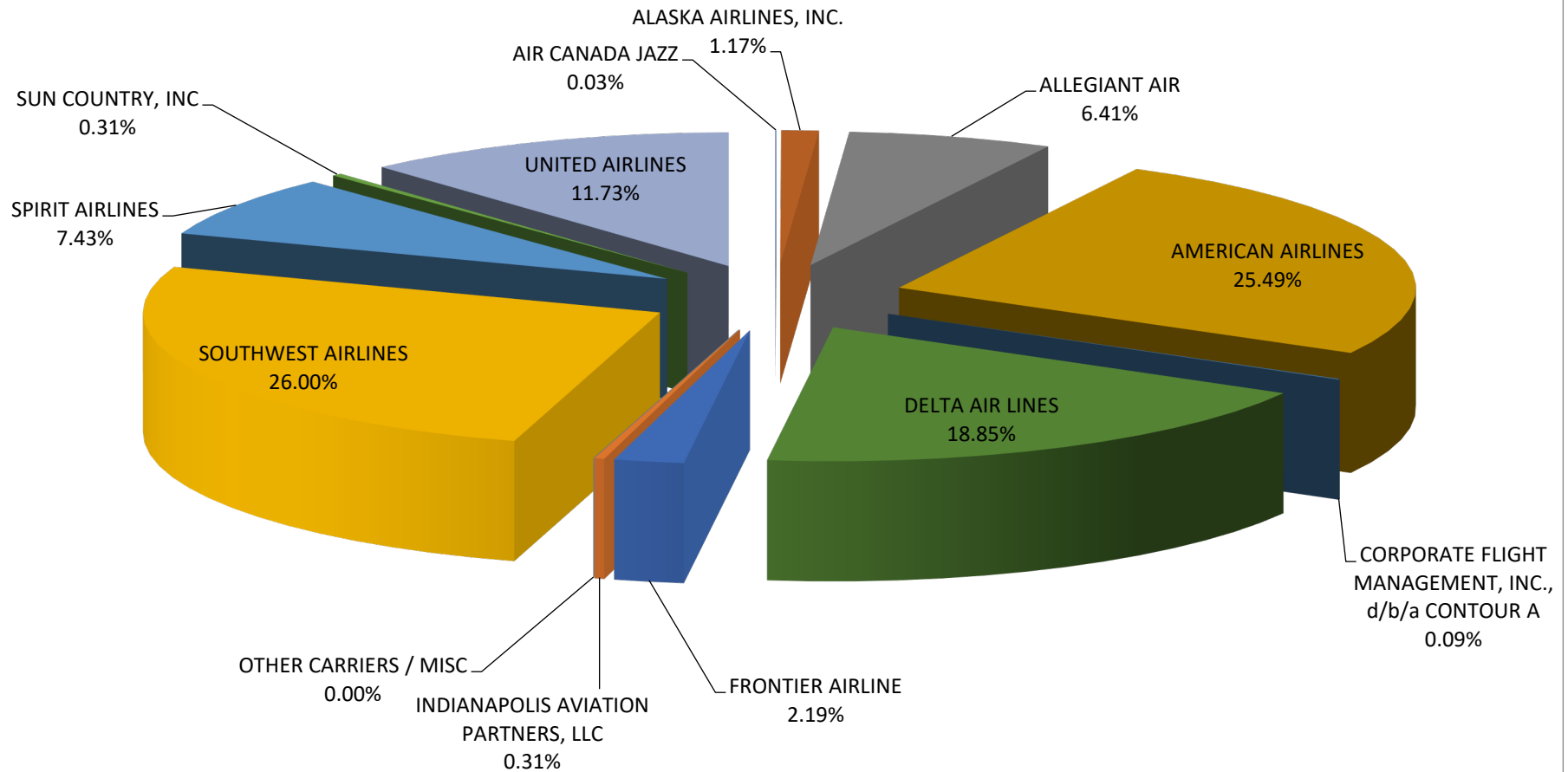
Total Monthly Passenger Share per Concourse (May 2022)



Passenger Share per Concourse By Current Month May 2022 - Enplaning



Y-T-D Market Share by Group / Airline / Total Passengers (May 2022)



Market Share May 2022

