



IND Airline | August
Activity Report 2022

**Indianapolis International Airport
Airline Activity Summary
For Month Ending August 2022**

	Aug (cur)	Aug (pre)	Passenger		YTD Aug (cur)	YTD Aug (pre)	Difference	% Change
			Difference	% Change				
Domestic								
Scheduled								
Deplaning	351,065	331,603	19,462	5.9%	2,843,881	2,202,093	641,788	29.1%
Enplaning	341,698	313,536	28,162	9.0%	2,816,276	2,162,981	653,295	30.2%
Subtotal	692,763	645,139	47,624	7.4%	5,660,157	4,365,074	1,295,083	29.7%
Charter								
Deplaning	1,003	1,133	-130	-11.5%	14,271	10,251	4,020	39.2%
Enplaning	1,000	1,070	-70	-6.5%	15,163	10,406	4,757	45.7%
Subtotal	2,003	2,203	-200	-9.1%	29,434	20,657	8,777	42.5%
Total Domestic	694,766	647,342	47,424	7.3%	5,689,591	4,385,731	1,303,860	29.7%
International								
Deplaning	2,606	711	1,895	266.5%	21,123	8,169	12,954	158.6%
Enplaning	2,478	600	1,878	313.0%	20,881	7,828	13,053	166.7%
Total International	5,084	1,311	3,773	287.8%	42,004	15,997	26,007	162.6%
Total Deplaning	354,674	333,447	21,227	6.4%	2,879,275	2,220,513	658,762	29.7%
Total Enplaning	345,176	315,206	29,970	9.5%	2,852,320	2,181,215	671,105	30.8%
Total Passengers	699,850	648,653	51,197	7.9%	5,731,595	4,401,728	1,329,867	30.2%
			Air Cargo (in tons)					
Mail								
Inbound	14	92	-77	-84.6%	499	603	-104	-17.2%
Outbound	71	91	-20	-22.0%	703	656	47	7.1%
Subtotal Mail	85	182	-97	-53.5%	1,202	1,259	-57	-4.5%
Freight Domestic								
Inbound	42,666	45,013	-2,347	-5.2%	323,549	349,718	-26,169	-7.5%
Outbound	46,146	49,327	-3,180	-6.4%	363,569	382,206	-18,637	-4.9%
Subtotal Freight Domestic	88,813	94,340	-5,527	-5.9%	687,119	731,924	-44,805	-6.1%
Freight International								
Inbound	7,128	7,756	-628	-8.1%	73,845	58,591	15,254	26.0%
Outbound	7,395	6,621	774	11.7%	59,683	52,941	6,742	12.7%
Subtotal Freight International	14,524	14,377	147	1.0%	133,528	111,532	21,995	19.7%
Total Cargo	103,421	108,899	-5,478	-5.0%	821,848	844,715	-22,867	-2.7%
			Aircraft Operations					
Air Carrier	10,700	11,139	-439	-3.9%	85,529	74,953	10,576	14.1%
Air Taxi	4,547	4,248	299	7.0%	31,736	32,596	-860	-2.6%
Civil Itinerant	1,248	1,471	-223	-15.2%	11,471	9,487	1,984	20.9%
Military Itinerant	120	101	19	18.8%	661	487	174	35.7%
Total Operations	16,615	16,959	-344	-2.0%	129,397	117,523	11,874	10.1%
			Landing Weights (in tons)					
Passenger Aircraft	196,837	203,682	-6,845	-3.4%	1,586,960	1,331,545	255,415	19.2%
Freight Aircraft	299,173	305,181	-6,008	-2.0%	2,369,691	2,220,806	148,885	6.7%
Total Landed Weights	496,010	508,863	-12,853	-2.5%	3,956,652	3,552,352	404,300	11.4%

**Indianapolis International Airport
Enplanement Cumulative Year To Date**

Carriers	January	February	March	April	May	June	July	August	September	October	November	December	Total
AIR CANADA EXPRESS / JAZZ AVIATION LP	-	-	-	-	669	2,122	1,981	2,037	-	-	-	-	6,809
ALASKA AIRLINES, INC.	2,434	2,180	4,449	4,594	5,142	7,137	10,151	9,764	-	-	-	-	45,851
ALLEGiant AIR	13,036	16,688	36,009	23,231	22,304	29,565	31,750	15,619	-	-	-	-	188,202
AMERICAN AIRLINES, INC	67,008	70,572	98,636	91,848	109,339	104,052	97,563	92,348	-	-	-	-	731,366
CORPORATE FLIGHT MANAGEMENT, INC., d/b/a C	220	180	315	262	339	276	272	288	-	-	-	-	2,152
DELTA AIR LINES, INC	55,581	51,814	73,599	70,588	74,557	75,033	75,395	65,509	-	-	-	-	542,076
ELI LILLY INTERNATIONAL CORPORATION	-	-	-	-	-	-	-	-	-	-	-	-	-
FRONTIER AIRLINES, INC.	6,683	6,934	10,086	6,511	7,759	8,771	10,129	9,573	-	-	-	-	66,446
KALITTA CHARTERS II, LLC	-	-	-	-	-	-	-	-	-	-	-	-	-
MILLION AIR / INDIANAPOLIS AVIATION PARTNER	646	1,137	2,031	698	1,285	491	688	303	-	-	-	-	7,279
SIGNATURE FLIGHT SUPPORT	-	-	-	-	-	-	-	-	-	-	-	-	-
SOUTHWEST AIRLINES	73,705	77,835	110,605	86,654	103,097	101,395	102,149	91,228	-	-	-	-	746,668
SPIRIT AIRLINES	21,909	23,486	37,995	20,913	19,794	14,456	13,747	13,053	-	-	-	-	165,353
SUN COUNTRY AIRLINES / SUN COUNTRY, INC	2,682	1,603	291	370	736	1,573	2,506	1,542	-	-	-	-	11,303
SWIFT AIR / AVIATION ADVANTAGE INC.	-	-	-	-	-	-	-	-	-	-	-	-	-
SWIFT AIR, LLC DBA IAERO AIRWAYS	-	-	-	-	-	-	-	-	-	-	-	-	-
UNITED AIRLINES	29,616	29,071	47,519	44,517	52,479	44,885	46,794	43,908	-	-	-	-	338,789
OTHER CARGO CARRIERS / MISC.	5	4	5	-	4	3	1	4	-	-	-	-	26
Total	273,525	281,504	421,540	350,186	397,504	389,759	393,126	345,176	-	-	-	-	2,852,320
2021 Actual	137,307	149,520	266,084	251,006	311,882	365,652	384,558	315,206	310,191	388,273	350,526	351,815	3,582,020
Variance (Act/Orig)	99%	88%	58%	40%	27%	7%	2%	10%					

**Indianapolis International Airport
Deplanement Cumulative Year To Date**

Carriers	January	February	March	April	May	June	July	August	September	October	November	December	Total
AIR CANADA EXPRESS / JAZZ AVIATION LP	-	-	-	-	508	1,904	2,216	2,079	-	-	-	-	6,707
ALASKA AIRLINES, INC.	3,001	2,538	4,726	4,938	5,069	7,403	10,494	10,198	-	-	-	-	48,367
ALLEGiant AIR	14,001	15,742	33,468	25,876	22,074	28,548	32,012	16,525	-	-	-	-	188,246
AMERICAN AIRLINES, INC	72,095	70,496	93,023	98,783	107,263	104,899	103,319	96,173	-	-	-	-	746,051
CORPORATE FLIGHT MANAGEMENT, INC., d/b/a C	264	184	329	349	405	415	343	325	-	-	-	-	2,614
DELTA AIR LINES, INC	59,288	51,513	68,390	73,783	73,636	75,490	76,113	68,109	-	-	-	-	546,322
ELI LILLY INTERNATIONAL CORPORATION	-	-	-	-	-	-	-	-	-	-	-	-	-
FRONTIER AIRLINES, INC.	6,981	6,190	9,427	7,784	7,543	8,927	10,239	10,378	-	-	-	-	67,469
KALITTA CHARTERS II, LLC	-	-	-	-	-	-	-	-	-	-	-	-	-
MILLION AIR / INDIANAPOLIS AVIATION PARTNER	927	1,086	1,365	665	1,372	370	294	313	-	-	-	-	6,392
SIGNATURE FLIGHT SUPPORT	-	-	-	-	-	-	-	-	-	-	-	-	-
SOUTHWEST AIRLINES	76,429	74,721	103,922	91,836	103,567	101,197	103,280	90,286	-	-	-	-	745,238
SPIRIT AIRLINES	25,332	23,574	35,680	24,196	19,980	14,630	14,010	13,933	-	-	-	-	171,335
SUN COUNTRY AIRLINES / SUN COUNTRY, INC	1,926	2,329	117	237	786	1,568	2,367	1,509	-	-	-	-	10,839
SWIFT AIR / AVIATION ADVANTAGE INC.	-	-	-	-	-	-	-	-	-	-	-	-	-
SWIFT AIR, LLC DBA IAERO AIRWAYS	-	-	-	-	-	-	-	-	-	-	-	-	-
UNITED AIRLINES	30,842	28,529	45,785	47,568	50,476	43,734	47,894	44,842	-	-	-	-	339,670
OTHER CARGO CARRIERS / MISC.	-	5	4	-	4	3	5	4	-	-	-	-	25
Total	291,086	276,907	396,236	376,015	392,683	389,088	402,586	354,674	-	-	-	-	2,879,275
2021 Actual	156,679	144,989	246,643	274,363	309,115	358,451	396,826	333,447	311,912	384,430	352,590	324,581	3,594,026

**Indianapolis International Airport
Landing Weights 2022**

	January	February	March	April	May	June	July	August	September	October	November	December	Total
Passenger Carriers													
AIR CANADA EXPRESS / JAZZ AVIATION LP	-	-	-	-	733,100	2,284,100	2,472,178	2,444,000	-	-	-	-	7,933,378
ALASKA AIRLINES, INC.	3,578,000	2,764,900	4,442,000	4,559,400	4,654,800	6,793,100	9,042,500	9,748,100	-	-	-	-	45,582,800
ALLEGiant AIR	16,604,090	17,750,492	33,145,339	23,420,757	21,027,655	25,274,864	27,745,142	15,412,495	-	-	-	-	180,380,834
AMERICAN AIRLINES, INC	104,501,314	92,974,694	106,817,354	106,233,786	116,095,750	110,397,024	112,379,262	110,771,052	-	-	-	-	860,170,236
CORPORATE FLIGHT MANAGEMENT, INC., d/b/	978,840	530,205	699,077	693,345	734,130	614,641	733,469	652,560	-	-	-	-	5,636,267
DELTA AIR LINES, INC	85,638,995	68,783,575	83,731,318	80,123,195	79,804,743	79,861,321	83,703,066	76,598,385	-	-	-	-	638,244,598
ELI LILLY INTERNATIONAL CORPORATION	321,750	772,200	965,250	772,200	900,900	450,450	579,150	836,550	-	-	-	-	5,598,450
FRONTIER AIRLINES, INC.	7,757,645	7,001,897	9,335,056	7,297,312	6,788,707	7,355,517	8,857,527	9,455,861	-	-	-	-	63,849,522
KALITTA CHARTERS II, LLC	-	-	-	-	154,500	-	-	124,000	-	-	-	-	278,500
MILLION AIR / INDIANAPOLIS AVIATION PARTN	3,385,000	4,022,000	6,315,000	3,566,000	4,565,000	1,877,000	2,542,000	2,389,000	-	-	-	-	28,661,000
SIGNATURE FLIGHT SUPPORT	-	415,275	-	-	-	-	-	-	-	-	-	-	415,275
SOUTHWEST AIRLINES	85,724,400	78,458,800	106,425,200	90,384,400	100,724,800	94,950,000	100,086,000	100,026,900	-	-	-	-	756,780,500
SPIRIT AIRLINES	28,256,000	25,196,000	35,444,000	22,258,000	18,926,000	14,586,000	14,178,000	14,032,000	-	-	-	-	172,876,000
SUN COUNTRY AIRLINES / SUN COUNTRY, INC	4,535,300	3,511,200	438,900	731,500	1,463,000	1,884,800	2,779,700	1,609,300	-	-	-	-	16,953,700
SWIFT AIR / AVIATION ADVANTAGE INC.	-	-	-	-	-	-	-	-	-	-	-	-	-
SWIFT AIR, LLC DBA IAERO AIRWAYS	-	-	-	-	-	-	-	-	-	-	-	-	-
UNITED AIRLINES	41,191,600	36,618,100	51,770,700	53,019,200	56,340,300	46,795,100	55,250,800	49,573,400	-	-	-	-	390,559,200
Passenger Carriers Sub Total	382,472,934	338,799,338	439,529,194	393,059,095	412,913,385	393,123,917	420,348,794	393,673,603	-	-	-	-	3,173,920,260
Cargo Carriers													
AIRNET II, LLC	30,600	30,600	80,000	61,200	-	46,600	77,200	30,600	-	-	-	-	356,800
CARGOLUX AIRLINES INTERNATIONAL S.A.	8,728,894	8,159,900	8,618,896	8,909,890	8,657,896	8,728,894	8,715,894	8,644,896	-	-	-	-	69,165,160
CSA AIR, INC	153,000	102,000	161,500	144,500	136,000	178,500	153,000	153,000	-	-	-	-	1,181,500
FEDERAL EXPRESS CORP	544,975,600	527,372,100	631,556,400	567,733,100	571,325,700	611,124,700	590,679,500	583,911,500	-	-	-	-	4,628,678,600
KALITTA AIR, LLC	-	-	-	-	-	-	-	-	-	-	-	-	-
KALITTA CHARTERS, LLC	215,900	289,940	399,600	-	130,820	76,800	111,300	70,400	-	-	-	-	1,294,760
MOUNTAIN AIR CARGO	3,402,500	2,842,252	4,154,208	3,805,076	3,510,980	4,030,004	3,397,436	3,959,844	-	-	-	-	29,102,300
UPS / UNITED PARCEL SERVICE INC, AN OHIO	-	-	-	-	-	1,730,920	-	-	-	-	-	-	1,730,920
WORLDWIDE FLIGHT SERVICES, INC.	936,994	216,314	40,294	1,071,518	1,613,742	2,374,059	43,320	1,576,600	-	-	-	-	7,872,841
Cargo Carriers Sub Total	558,443,488	539,013,106	645,010,898	581,725,284	585,375,138	628,290,477	603,177,650	598,346,840	-	-	-	-	4,739,382,881
Total	940,916,422	877,812,444	1,084,540,092	974,784,379	998,288,523	1,021,414,394	1,023,526,444	992,020,443	-	-	-	-	7,913,303,141
Tonnage	470,458	438,906	542,270	487,392	499,144	510,707	511,763	496,010	-	-	-	-	3,956,652
2021	684,215,129	700,706,294	882,718,975	901,903,137	919,888,331	981,796,294	1,015,748,684	1,017,726,234	994,333,596	1,040,170,843	1,022,807,704	1,279,442,906	11,441,458,127
Passenger Carriers	41%	39%	41%	40%	41%	38%	41%	40%	-	-	-	-	40%
Cargo Carriers	59%	61%	59%	60%	59%	62%	59%	60%	-	-	-	-	60%
Actual 2022	940,916,422	877,812,444	1,084,540,092	974,784,379	998,288,523	1,021,414,394	1,023,526,444	992,020,443	-	-	-	-	7,913,303,141
Actual 2021	684,215,129	700,706,294	882,718,975	901,903,137	919,888,331	981,796,294	1,015,748,684	1,017,726,234	994,333,596	1,040,170,843	1,022,807,704	1,279,442,906	11,441,458,127
Variance (Aug 22 / Aug 21)	38%	25%	23%	8%	9%	4%	1%	-3%					

**Indianapolis International Airport
Cargo Activity Report Cumulative Year To Date**

Carrier	January	February	March	April	May	June	July	August	September	October	November	December	Total YTD
Passenger Carriers													
AIR CANADA EXPRESS / JAZZ AVIATION LP	0	0	0	0	0	0	0	0	0	0	0	0	0
ALASKA AIRLINES, INC.	7,572	5,945	7,190	5,391	8,684	7,998	8,960	11,980	0	0	0	0	63,720
ALLEGiant AIR	0	0	0	0	0	0	0	0	0	0	0	0	0
AMERICAN AIRLINES, INC	159,336	210,203	196,725	202,813	237,066	181,386	147,225	111,802	0	0	0	0	1,446,556
CORPORATE FLIGHT MANAGEMENT, INC., d/b/a CONTOUR	0	0	0	0	0	0	0	0	0	0	0	0	0
DELTA AIR LINES, INC	142,765	149,249	147,874	144,495	205,409	179,768	149,880	117,752	0	0	0	0	1,237,192
ELI LILLY INTERNATIONAL CORPORATION	0	0	0	0	0	0	0	0	0	0	0	0	0
FRONTIER AIRLINES, INC.	0	0	0	0	0	0	0	0	0	0	0	0	0
KALITTA CHARTERS II, LLC	0	0	0	0	11,710	0	0	19,758	0	0	0	0	31,468
MILLION AIR / INDIANAPOLIS AVIATION PARTNERS, LLC	0	0	0	0	0	0	0	0	0	0	0	0	0
SIGNATURE FLIGHT SUPPORT	0	0	0	0	0	0	0	0	0	0	0	0	0
SOUTHWEST AIRLINES	212,153	235,255	262,692	262,713	265,313	248,369	220,023	235,794	0	0	0	0	1,942,312
SPIRIT AIRLINES	0	0	0	0	0	0	0	0	0	0	0	0	0
SUN COUNTRY AIRLINES / SUN COUNTRY, INC	0	0	0	0	0	0	0	0	0	0	0	0	0
SWIFT AIR / AVIATION ADVANTAGE INC.	0	0	0	0	0	0	0	0	0	0	0	0	0
SWIFT AIR, LLC DBA IAERO AIRWAYS	0	0	0	0	0	0	0	0	0	0	0	0	0
UNITED AIRLINES	89,299	72,068	68,066	74,244	88,762	53,110	74,427	45,997	0	0	0	0	565,973
Passenger Carriers Totals	611,125	672,720	682,547	689,656	816,944	670,631	600,515	543,083	0	0	0	0	5,287,221
Cargo Carriers													
AIRNET II, LLC	1,618	1,618	3,178	2,678	0	2,066	2,705	406	0	0	0	0	14,269
CARGOLUX AIRLINES INTERNATIONAL S.A.	2,459,257	2,287,737	2,657,320	2,673,987	1,996,506	2,033,125	2,342,434	2,360,754	0	0	0	0	18,811,119
CSA AIR, INC	16,056	12,533	19,649	14,171	17,609	17,025	18,063	20,872	0	0	0	0	135,978
FEDERAL EXPRESS CORP	185,873,854	182,121,693	225,323,562	194,384,583	199,607,971	217,790,574	204,585,907	203,036,266	0	0	0	0	1,612,724,410
KALITTA AIR, LLC	0	0	0	0	0	0	0	0	0	0	0	0	0
KALITTA CHARTERS, LLC	205	10,350	0	0	120	0	0	0	0	0	0	0	10,675
MOUNTAIN AIR CARGO	600,764	537,897	793,750	689,514	686,625	806,891	693,752	793,792	0	0	0	0	5,602,985
UPS / UNITED PARCEL SERVICE INC, AN OHIO CORPORATI	0	0	0	0	0	366,315	0	0	0	0	0	0	366,315
WORLDWIDE FLIGHT SERVICES, INC.	51,999	0	17,006	134,317	210,853	241,388	1,246	87,029	0	0	0	0	743,838
Cargo Carriers Totals	189,003,753	184,971,828	228,814,465	197,899,250	202,519,684	221,257,384	207,644,107	206,299,119	0	0	0	0	1,638,409,589
Grand Totals	189,614,878	185,644,548	229,497,012	198,588,906	203,336,628	221,928,015	208,244,622	206,842,202	0	0	0	0	1,643,696,810

**Indianapolis International Airport
2022 Cargo Summary**

	January	February	March	April	May	June	July	August	September	October	November	December	Total
Mail													
Inbound	85	73	70	80	82	52	42	14	-	-	-	-	499
Outbound	59	74	68	74	119	143	95	71	-	-	-	-	703
Total Mail	144	148	138	155	201	195	137	85	-	-	-	-	1,202
Domestic Freight													
Inbound	37,859	36,749	43,805	38,058	39,963	43,571	40,878	42,666	-	-	-	-	323,549
Outbound	41,756	40,602	49,947	44,099	44,805	49,324	46,889	46,146	-	-	-	-	363,569
International Freight													
Inbound	9,151	8,184	11,199	9,635	9,622	9,712	9,212	7,128	-	-	-	-	73,845
Outbound	5,898	7,139	9,658	7,348	7,077	8,162	7,006	7,395	-	-	-	-	59,683
Total Freight	94,664	92,675	114,610	99,140	101,467	110,769	103,986	103,336	-	-	-	-	820,647
Total Cargo	94,807	92,822	114,749	99,294	101,668	110,964	104,122	103,421	-	-	-	-	821,848
Same Month 2021	92,219	96,223	110,552	111,429	106,093	109,313	109,986	108,899	116,560	113,772	113,211	145,851	1,334,110
Difference	2,588	-3,401	4,197	-12,135	-4,425	1,651	-5,864	-5,478	-116,560	-113,772	-113,211	-145,851	-512,261
% Change	3%	-4%	4%	-11%	-4%	2%	-5%	-5%					
Carrier Totals - By Pounds & Tons													
Passenger Aircraft	611,125	672,720	682,547	689,656	816,944	670,631	600,515	543,083	-	-	-	-	5,287,221
Tonnage	306	336	341	345	408	335	300	272	-	-	-	-	2,644
CARGOLUX AIRLINES INTERNATIONAL S.A.	2,459,257	2,287,737	2,657,320	2,673,987	1,996,506	2,033,125	2,342,434	2,360,754	-	-	-	-	18,811,119
CSA AIR, INC	16,056	12,533	19,649	14,171	17,609	17,025	18,063	20,872	-	-	-	-	135,978
FEDERAL EXPRESS CORP	185,873,854	182,121,693	225,323,562	194,384,583	199,607,971	217,790,574	204,585,907	203,036,266	-	-	-	-	1,612,724,410
OTHER CARGO CARRIERS / MISC.	654,586	549,865	813,934	826,509	897,598	1,416,660	697,703	881,227	-	-	-	-	6,738,082
Total Cargo Aircraft	189,003,753	184,971,828	228,814,465	197,899,250	202,519,684	221,257,384	207,644,107	206,299,119	-	-	-	-	1,638,409,589
Tonnage	94,502	92,486	114,407	98,950	101,260	110,629	103,822	103,150	-	-	-	-	819,205
Total Cargo Aircraft	94,807	92,822	114,749	99,294	101,668	110,964	104,122	103,421	-	-	-	-	821,848
2022 YTD	94,807	187,630	302,378	401,673	503,341	614,305	718,427	821,848	821,848	821,848	821,848	821,848	
2021 YTD	92,219	188,442	298,994	410,424	516,517	625,830	735,816	844,715	961,276	1,075,047	1,188,258	1,334,110	

Indianapolis International Airport
Total Passengers
Current Month (August 2022) vs. Previous Month (July 2022)

Operator	Carrier	August 2022		July 2022		Difference	% Change
		Total	% Total	Total	% Total		
ALASKA AIRLINES, INC.							
	ALASKA AIRLINES, INC.	19,962	2.9%	20,645	2.6%	-683	-3.3%
	ALASKA AIRLINES, INC. Total	19,962	2.9%	20,645	2.6%	-683	-3.3%
CORPORATE FLIGHT MANAGEMENT, INC., d/b/a CONTOUR A							
	CORPORATE FLIGHT MANAGEMENT, INC., d/b/a CONTOUR A	613	0.1%	615	0.1%	-2	-0.3%
	CORPORATE FLIGHT MANAGEMENT, INC., d/b/a CONTOUR A Total	613	0.1%	615	0.1%	-2	-0.3%
INDIANAPOLIS AVIATION PARTNERS, LLC							
	INDIANAPOLIS AVIATION PARTNERS, LLC	616	0.1%	982	0.1%	-366	-37.3%
	INDIANAPOLIS AVIATION PARTNERS, LLC Total	616	0.1%	982	0.1%	-366	-37.3%
KALITTA CHARTERS II, LLC							
	KALITTA CHARTERS II, LLC	0	0.0%	0	0.0%	0	0.0%
	KALITTA CHARTERS II, LLC Total	0	0.0%	0	0.0%	0	0.0%
SPIRIT AIRLINES							
	SPIRIT AIRLINES	26,986	3.9%	27,757	3.5%	-771	-2.8%
	SPIRIT AIRLINES Total	26,986	3.9%	27,757	3.5%	-771	-2.8%
SUN COUNTRY, INC							
	SUN COUNTRY, INC	3,051	0.4%	4,873	0.6%	-1,822	-37.4%
	SUN COUNTRY, INC Total	3,051	0.4%	4,873	0.6%	-1,822	-37.4%
SWIFT AIR, LLC DBA IAERO AIRWAYS							
	SWIFT AIR, LLC DBA IAERO AIRWAYS	0	0.0%	0	0.0%	0	0.0%
	SWIFT AIR, LLC DBA IAERO AIRWAYS Total	0	0.0%	0	0.0%	0	0.0%
AIR CANADA JAZZ							
	JAZZ AVIATION LP	4,116	0.6%	4,197	0.5%	-81	-1.9%
	AIR CANADA JAZZ Total	4,116	0.6%	4,197	0.5%	-81	-1.9%
ALLEGiant AIR							
	ALLEGiant AIR	32,144	4.6%	63,762	8.0%	-31,618	-49.6%
	ALLEGiant AIR Total	32,144	4.6%	63,762	8.0%	-31,618	-49.6%
AMERICAN AIRLINES							
	AMERICAN AIRLINES, INC	188,521	26.9%	200,882	25.2%	-12,361	-6.2%
	AMERICAN AIRLINES Total	188,521	26.9%	200,882	25.2%	-12,361	-6.2%
DELTA AIR LINES							
	DELTA AIR LINES, INC	133,618	19.1%	151,508	19.0%	-17,890	-11.8%
	DELTA AIR LINES Total	133,618	19.1%	151,508	19.0%	-17,890	-11.8%
FRONTIER AIRLINE							
	FRONTIER AIRLINES, INC.	19,951	2.9%	20,368	2.6%	-417	-2.0%
	FRONTIER AIRLINE Total	19,951	2.9%	20,368	2.6%	-417	-2.0%
SIGNATURE FLIGHT SERVICES							
	SIGNATURE FLIGHT SUPPORT	0	0.0%	0	0.0%	0	0.0%
	SIGNATURE FLIGHT SERVICES Total	0	0.0%	0	0.0%	0	0.0%
SOUTHWEST AIRLINES							
	SOUTHWEST AIRLINES	181,514	25.9%	205,429	25.8%	-23,915	-11.6%
	SOUTHWEST AIRLINES Total	181,514	25.9%	205,429	25.8%	-23,915	-11.6%
UNITED AIRLINES							
	UNITED AIRLINES	88,750	12.7%	94,688	11.9%	-5,938	-6.3%
	UNITED AIRLINES Total	88,750	12.7%	94,688	11.9%	-5,938	-6.3%
OTHER CARRIERS / MISC							
	OTHER CARRIERS / MISC Total	8	0.0%	6	0.0%	2	33.3%
	Total	699,850	100.0%	795,712	100.0%	-95,862	-12.0%

Indianapolis International Airport
Total Passengers
Current Month (August 2022) vs. Same Month Previous Year (August 2021)

Operator	Carrier	August 2022		August 2021		Difference	% Change
		Total	% Total	Total	% Total		
ALASKA AIRLINES, INC.							
	ALASKA AIRLINES, INC.	19,962	2.9%	9,574	1.5%	10,388	108.5%
	ALASKA AIRLINES, INC. Total	19,962	2.9%	9,574	1.5%	10,388	108.5%
CORPORATE FLIGHT MANAGEMENT, INC., d/b/a CONTOUR A							
	CORPORATE FLIGHT MANAGEMENT, INC., d/b/a CONTOUR A	613	0.1%	0	0.0%	613	100.0%
	CORPORATE FLIGHT MANAGEMENT, INC., d/b/a CONTOUR A Total	613	0.1%	0	0.0%	613	100.0%
INDIANAPOLIS AVIATION PARTNERS, LLC							
	INDIANAPOLIS AVIATION PARTNERS, LLC	616	0.1%	1,257	0.2%	-641	-51.0%
	INDIANAPOLIS AVIATION PARTNERS, LLC Total	616	0.1%	1,257	0.2%	-641	-51.0%
KALITTA CHARTERS II, LLC							
	KALITTA CHARTERS II, LLC	0	0.0%	0	0.0%	0	0.0%
	KALITTA CHARTERS II, LLC Total	0	0.0%	0	0.0%	0	0.0%
SPIRIT AIRLINES							
	SPIRIT AIRLINES	26,986	3.9%	27,686	4.3%	-700	-2.5%
	SPIRIT AIRLINES Total	26,986	3.9%	27,686	4.3%	-700	-2.5%
SUN COUNTRY, INC							
	SUN COUNTRY, INC	3,051	0.4%	1,649	0.3%	1,402	85.0%
	SUN COUNTRY, INC Total	3,051	0.4%	1,649	0.3%	1,402	85.0%
SWIFT AIR, LLC DBA IAERO AIRWAYS							
	SWIFT AIR, LLC DBA IAERO AIRWAYS	0	0.0%	0	0.0%	0	0.0%
	SWIFT AIR, LLC DBA IAERO AIRWAYS Total	0	0.0%	0	0.0%	0	0.0%
AIR CANADA JAZZ							
	JAZZ AVIATION LP	4,116	0.6%	0	0.0%	4,116	100.0%
	AIR CANADA JAZZ Total	4,116	0.6%	0	0.0%	4,116	100.0%
ALLEGiant AIR							
	ALLEGiant AIR	32,144	4.6%	31,725	4.9%	419	1.3%
	ALLEGiant AIR Total	32,144	4.6%	31,725	4.9%	419	1.3%
AMERICAN AIRLINES							
	AMERICAN AIRLINES, INC	188,521	26.9%	164,681	25.4%	23,840	14.5%
	AMERICAN AIRLINES Total	188,521	26.9%	164,681	25.4%	23,840	14.5%
DELTA AIR LINES							
	DELTA AIR LINES, INC	133,618	19.1%	137,715	21.2%	-4,097	-3.0%
	DELTA AIR LINES Total	133,618	19.1%	137,715	21.2%	-4,097	-3.0%
FRONTIER AIRLINE							
	FRONTIER AIRLINES, INC.	19,951	2.9%	24,627	3.8%	-4,676	-19.0%
	FRONTIER AIRLINE Total	19,951	2.9%	24,627	3.8%	-4,676	-19.0%
SIGNATURE FLIGHT SERVICES							
	SIGNATURE FLIGHT SUPPORT	0	0.0%	0	0.0%	0	0.0%
	SIGNATURE FLIGHT SERVICES Total	0	0.0%	0	0.0%	0	0.0%
SOUTHWEST AIRLINES							
	SOUTHWEST AIRLINES	181,514	25.9%	174,313	26.9%	7,201	4.1%
	SOUTHWEST AIRLINES Total	181,514	25.9%	174,313	26.9%	7,201	4.1%
UNITED AIRLINES							
	UNITED AIRLINES	88,750	12.7%	75,424	11.6%	13,326	17.7%
	UNITED AIRLINES Total	88,750	12.7%	75,424	11.6%	13,326	17.7%
OTHER CARRIERS / MISC							
	OTHER CARRIERS / MISC Total	8	0.0%	2	0.0%	6	300.0%
	Total	699,850	100.0%	648,653	100.0%	51,197	7.9%

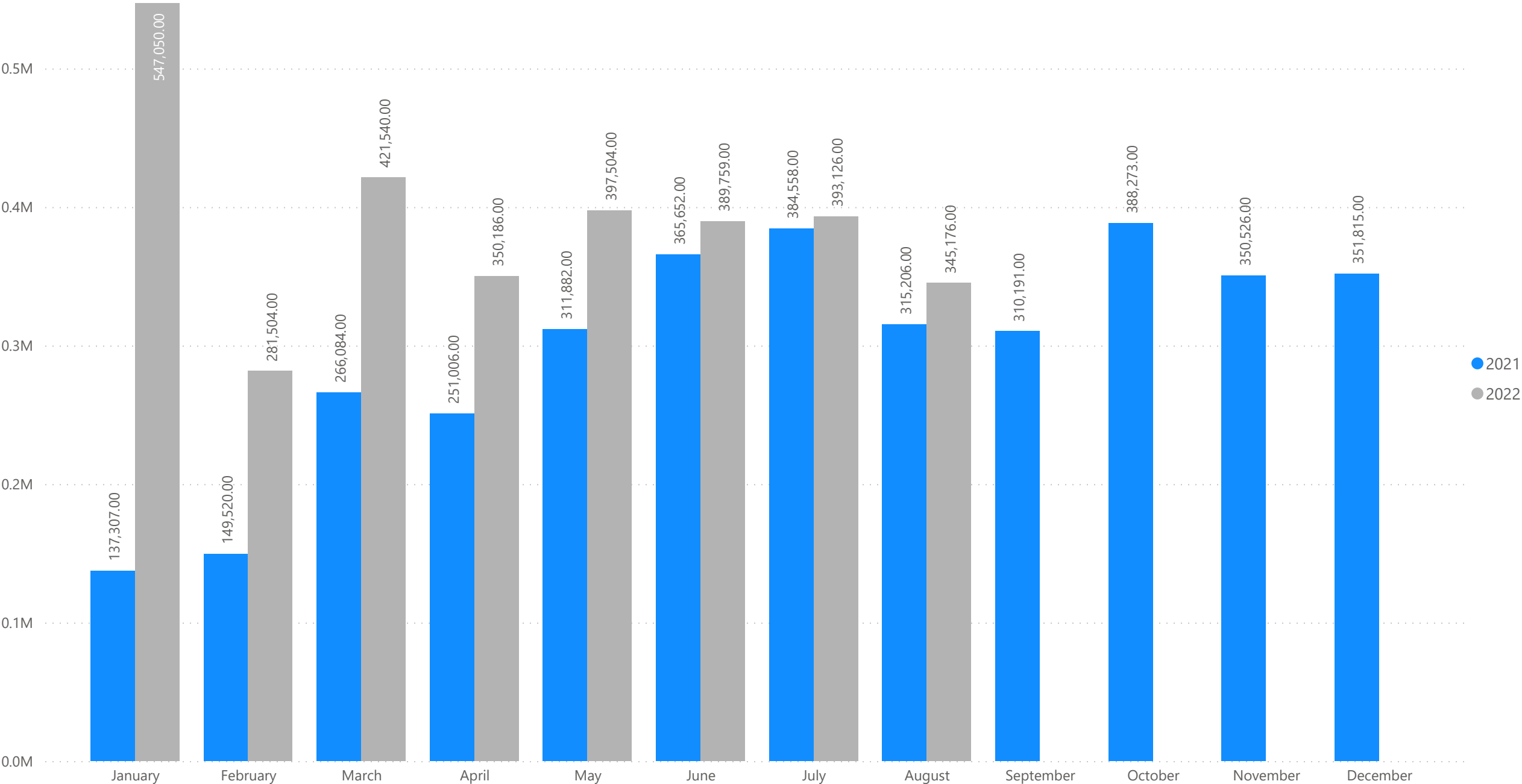
Indianapolis International Airport
Total Passengers
Current Month - August 2022

Operator	Carrier	Enplaning	Enplaning % of Total	Deplaning	Total	% of Total
ALASKA AIRLINES, INC.						
	ALASKA AIRLINES, INC.	9,764	2.8%	10,198	19,962	2.9%
	ALASKA AIRLINES, INC. Total	9,764	2.8%	10,198	19,962	2.9%
CORPORATE FLIGHT MANAGEMENT, INC., d/b/a CONTOUR A						
	CORPORATE FLIGHT MANAGEMENT, INC., d/b/a CONTOUR A	288	0.1%	325	613	0.1%
	CORPORATE FLIGHT MANAGEMENT, INC., d/b/a CONTOUR A Total	288	0.1%	325	613	0.1%
INDIANAPOLIS AVIATION PARTNERS, LLC						
	INDIANAPOLIS AVIATION PARTNERS, LLC	303	0.1%	313	616	0.1%
	INDIANAPOLIS AVIATION PARTNERS, LLC Total	303	0.1%	313	616	0.1%
KALITTA CHARTERS II, LLC						
	KALITTA CHARTERS II, LLC	0	0.0%	0	0	0.0%
	KALITTA CHARTERS II, LLC Total	0	0.0%	0	0	0.0%
SPIRIT AIRLINES						
	SPIRIT AIRLINES	13,053	3.8%	13,933	26,986	3.9%
	SPIRIT AIRLINES Total	13,053	3.8%	13,933	26,986	3.9%
SUN COUNTRY, INC						
	SUN COUNTRY, INC	1,542	0.4%	1,509	3,051	0.4%
	SUN COUNTRY, INC Total	1,542	0.4%	1,509	3,051	0.4%
SWIFT AIR, LLC DBA IAERO AIRWAYS						
	SWIFT AIR, LLC DBA IAERO AIRWAYS	0	0.0%	0	0	0.0%
	SWIFT AIR, LLC DBA IAERO AIRWAYS Total	0	0.0%	0	0	0.0%
AIR CANADA JAZZ						
	JAZZ AVIATION LP	2,037	0.6%	2,079	4,116	0.6%
	AIR CANADA JAZZ Total	2,037	0.6%	2,079	4,116	0.6%
ALLEGiant AIR						
	ALLEGiant AIR	15,619	4.5%	16,525	32,144	4.7%
	ALLEGiant AIR Total	15,619	4.5%	16,525	32,144	4.7%
AMERICAN AIRLINES						
	AMERICAN AIRLINES, INC	92,348	26.8%	96,173	188,521	27.1%
	AMERICAN AIRLINES Total	92,348	26.8%	96,173	188,521	27.1%
DELTA AIR LINES						
	DELTA AIR LINES, INC	65,509	19.0%	68,109	133,618	19.2%
	DELTA AIR LINES Total	65,509	19.0%	68,109	133,618	19.2%
FRONTIER AIRLINE						
	FRONTIER AIRLINES, INC.	9,573	2.8%	10,378	19,951	2.9%
	FRONTIER AIRLINE Total	9,573	2.8%	10,378	19,951	2.9%
SIGNATURE FLIGHT SERVICES						
	SIGNATURE FLIGHT SUPPORT	0	0.0%	0	0	0.0%
	SIGNATURE FLIGHT SERVICES Total	0	0.0%	0	0	0.0%
SOUTHWEST AIRLINES						
	SOUTHWEST AIRLINES	91,228	26.4%	90,286	181,514	25.5%
	SOUTHWEST AIRLINES Total	91,228	26.4%	90,286	181,514	25.5%
UNITED AIRLINES						
	UNITED AIRLINES	43,908	12.7%	44,842	88,750	12.6%
	UNITED AIRLINES Total	43,908	12.7%	44,842	88,750	12.6%
OTHER CARRIERS / MISC						
	OTHER CARRIERS / MISC Total	4	0.0%	4	8	0.0%
	Total	345,176	100.0%	354,674	699,850	100.0%

**Indianapolis International Airport
Total Passengers
Year To Date - August 2022**

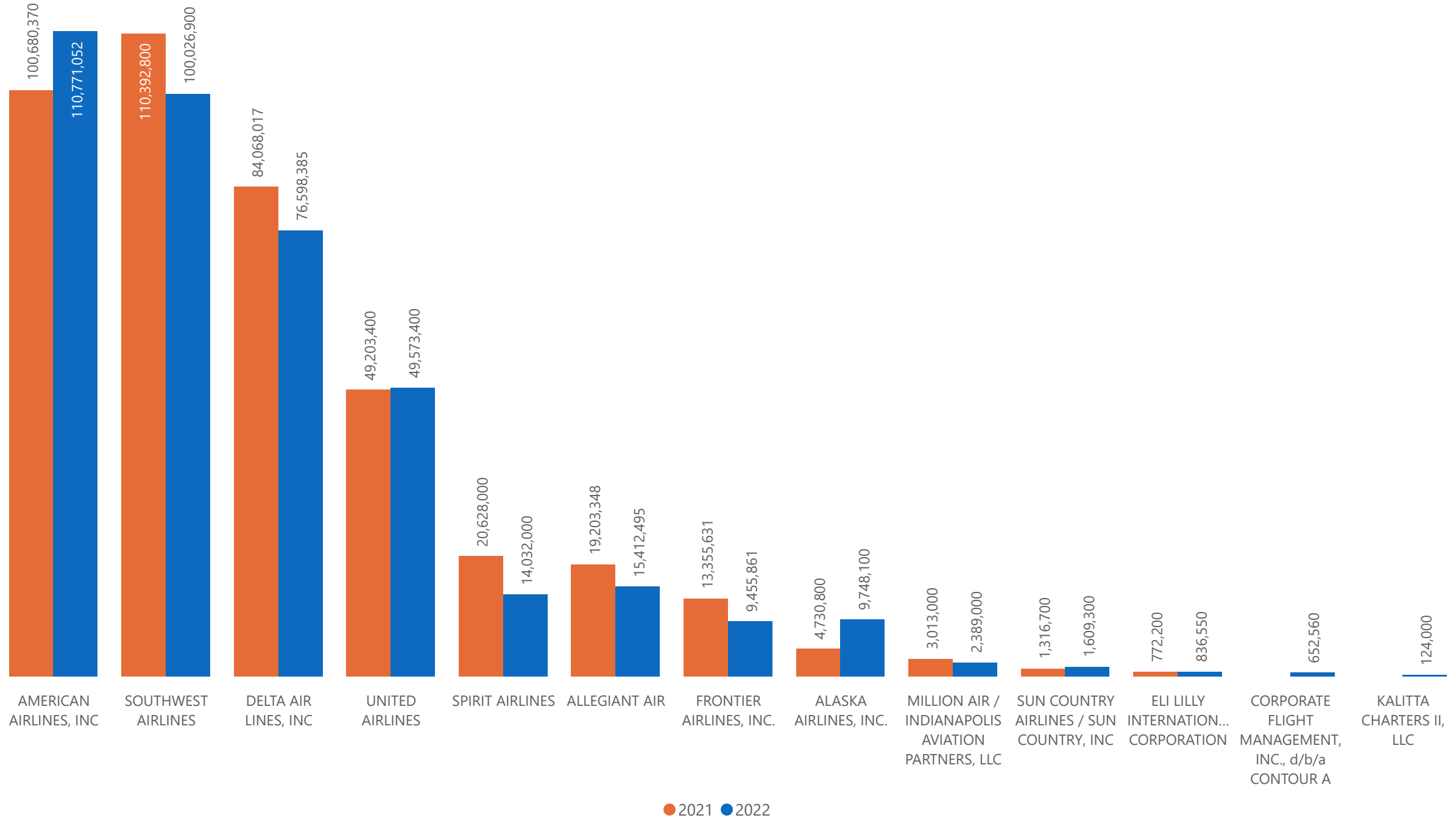
Operator	Carrier	Enplaning	Enplaning % of Total	Deplaning	Total	% of Total
ALASKA AIRLINES, INC.						
	ALASKA AIRLINES, INC.	45,851	1.6%	48,367	94,218	1.7%
	ALASKA AIRLINES, INC. Total	45,851	1.6%	48,367	94,218	1.7%
CORPORATE FLIGHT MANAGEMENT, INC., d/b/a CONTOUR A						
	CORPORATE FLIGHT MANAGEMENT, INC., d/b/a CONTOUR A	2,152	0.1%	2,614	4,766	0.1%
	CORPORATE FLIGHT MANAGEMENT, INC., d/b/a CONTOUR A Total	2,152	0.1%	2,614	4,766	0.1%
INDIANAPOLIS AVIATION PARTNERS, LLC						
	INDIANAPOLIS AVIATION PARTNERS, LLC	7,279	0.3%	6,392	13,671	0.2%
	INDIANAPOLIS AVIATION PARTNERS, LLC Total	7,279	0.3%	6,392	13,671	0.2%
KALITTA CHARTERS II, LLC						
	KALITTA CHARTERS II, LLC	0	0.0%	0	0	0.0%
	KALITTA CHARTERS II, LLC Total	0	0.0%	0	0	0.0%
SPIRIT AIRLINES						
	SPIRIT AIRLINES	165,353	5.8%	171,335	336,688	6.0%
	SPIRIT AIRLINES Total	165,353	5.8%	171,335	336,688	6.0%
SUN COUNTRY, INC						
	SUN COUNTRY, INC	11,303	0.4%	10,839	22,142	0.4%
	SUN COUNTRY, INC Total	11,303	0.4%	10,839	22,142	0.4%
SWIFT AIR, LLC DBA IAERO AIRWAYS						
	SWIFT AIR, LLC DBA IAERO AIRWAYS	0	0.0%	0	0	0.0%
	SWIFT AIR, LLC DBA IAERO AIRWAYS Total	0	0.0%	0	0	0.0%
AIR CANADA JAZZ						
	JAZZ AVIATION LP	6,809	0.2%	6,707	13,516	0.2%
	AIR CANADA JAZZ Total	6,809	0.2%	6,707	13,516	0.2%
ALLEGiant AIR						
	ALLEGiant AIR	188,202	6.6%	188,246	376,448	6.5%
	ALLEGiant AIR Total	188,202	6.6%	188,246	376,448	6.5%
AMERICAN AIRLINES						
	AMERICAN AIRLINES, INC	731,366	25.6%	746,051	1,477,417	25.9%
	AMERICAN AIRLINES Total	731,366	25.6%	746,051	1,477,417	25.9%
DELTA AIR LINES						
	DELTA AIR LINES, INC	542,076	19.0%	546,322	1,088,398	19.0%
	DELTA AIR LINES Total	542,076	19.0%	546,322	1,088,398	19.0%
FRONTIER AIRLINE						
	FRONTIER AIRLINES, INC.	66,446	2.3%	67,469	133,915	2.3%
	FRONTIER AIRLINE Total	66,446	2.3%	67,469	133,915	2.3%
SIGNATURE FLIGHT SERVICES						
	SIGNATURE FLIGHT SUPPORT	0	0.0%	0	0	0.0%
	SIGNATURE FLIGHT SERVICES Total	0	0.0%	0	0	0.0%
SOUTHWEST AIRLINES						
	SOUTHWEST AIRLINES	746,668	26.2%	745,238	1,491,906	25.9%
	SOUTHWEST AIRLINES Total	746,668	26.2%	745,238	1,491,906	25.9%
UNITED AIRLINES						
	UNITED AIRLINES	338,789	11.9%	339,670	678,459	11.8%
	UNITED AIRLINES Total	338,789	11.9%	339,670	678,459	11.8%
OTHER CARRIERS / MISC						
	OTHER CARRIERS / MISC Total	26	0.0%	25	51	0.0%
	Total	2,852,320	100.0%	2,879,275	5,731,595	100.0%

Traffic Forecast (Enplaned Passenger)

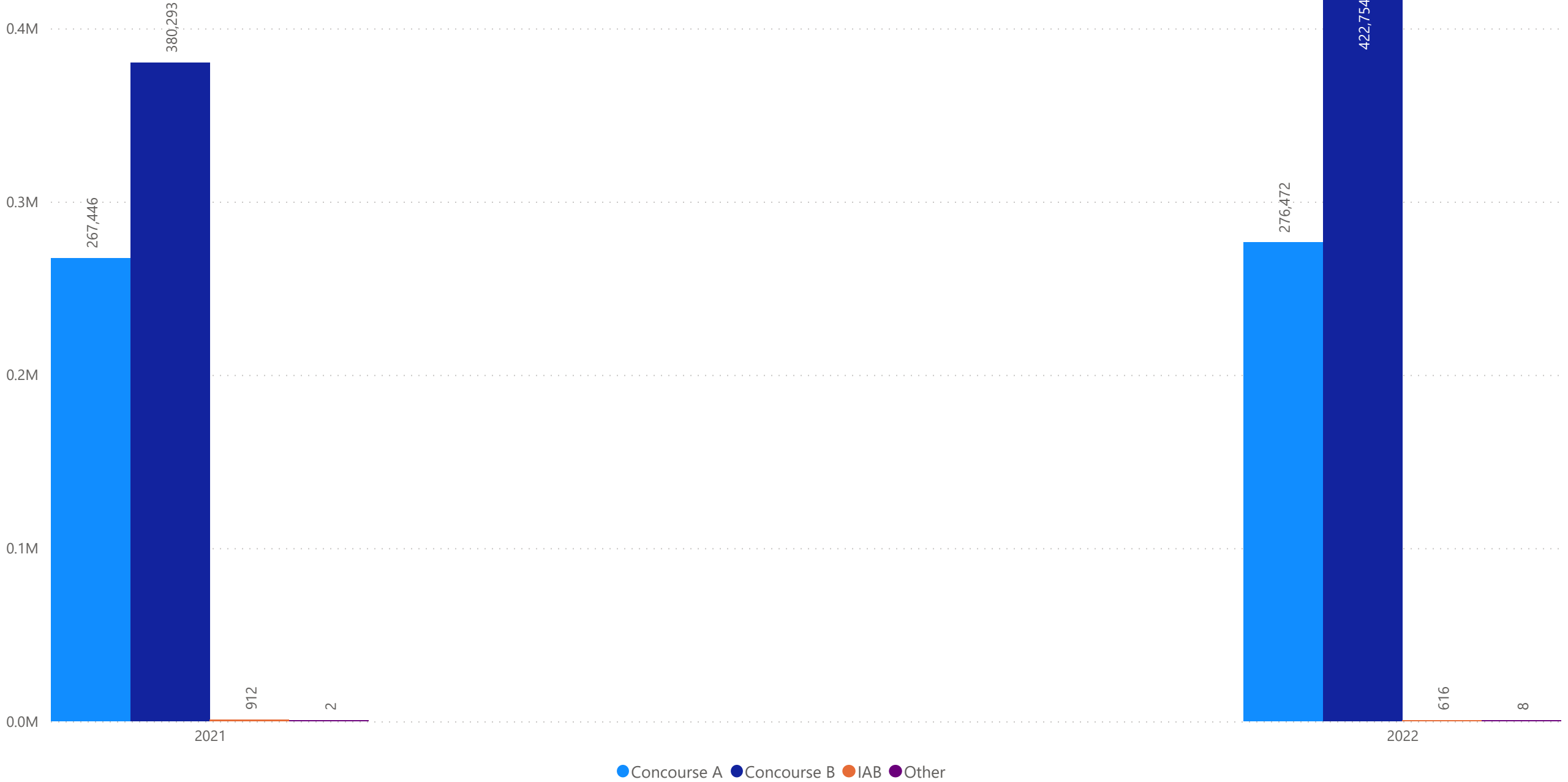




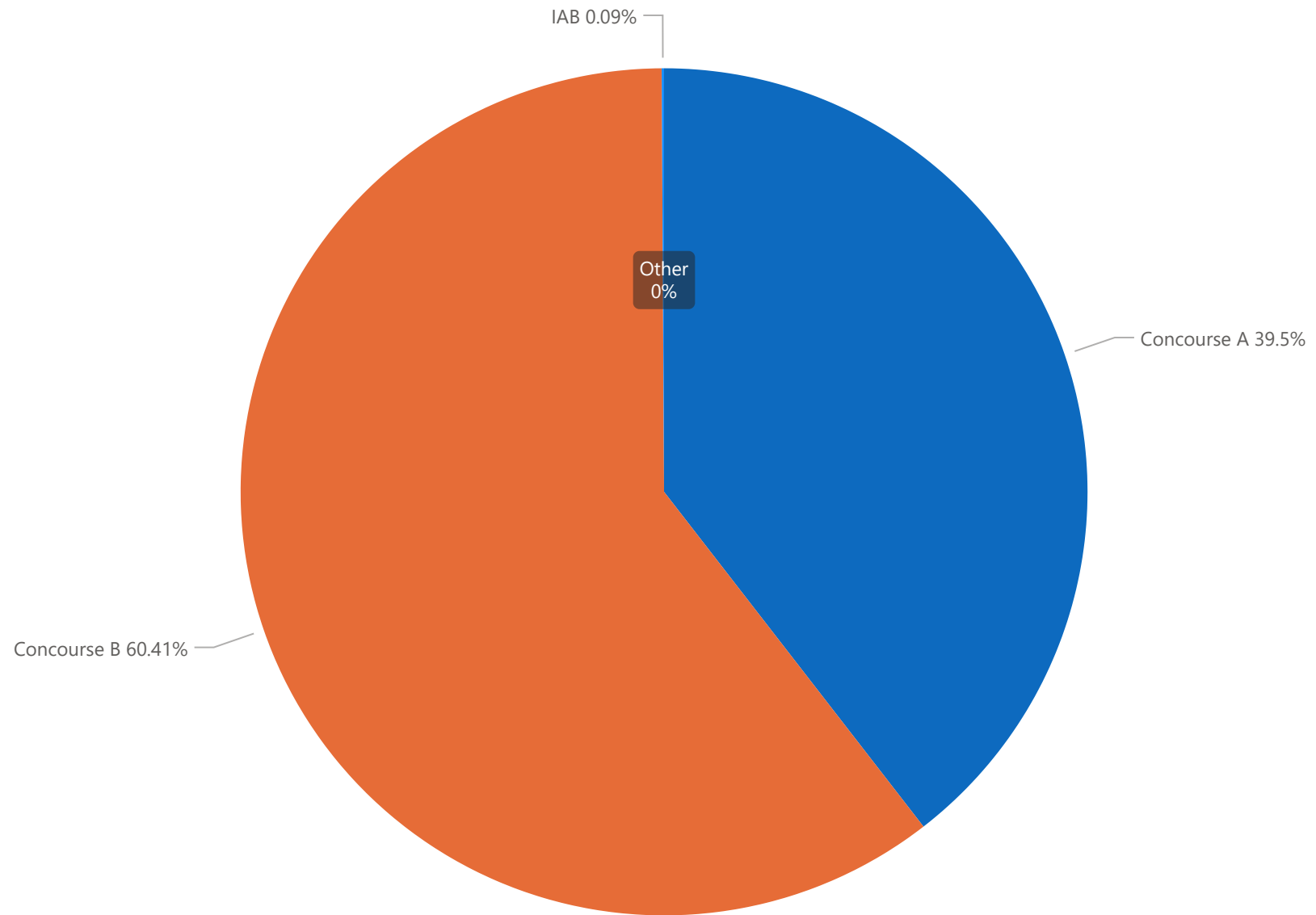
Landing Weights for Passenger Aircraft Current Month vs Previous Month



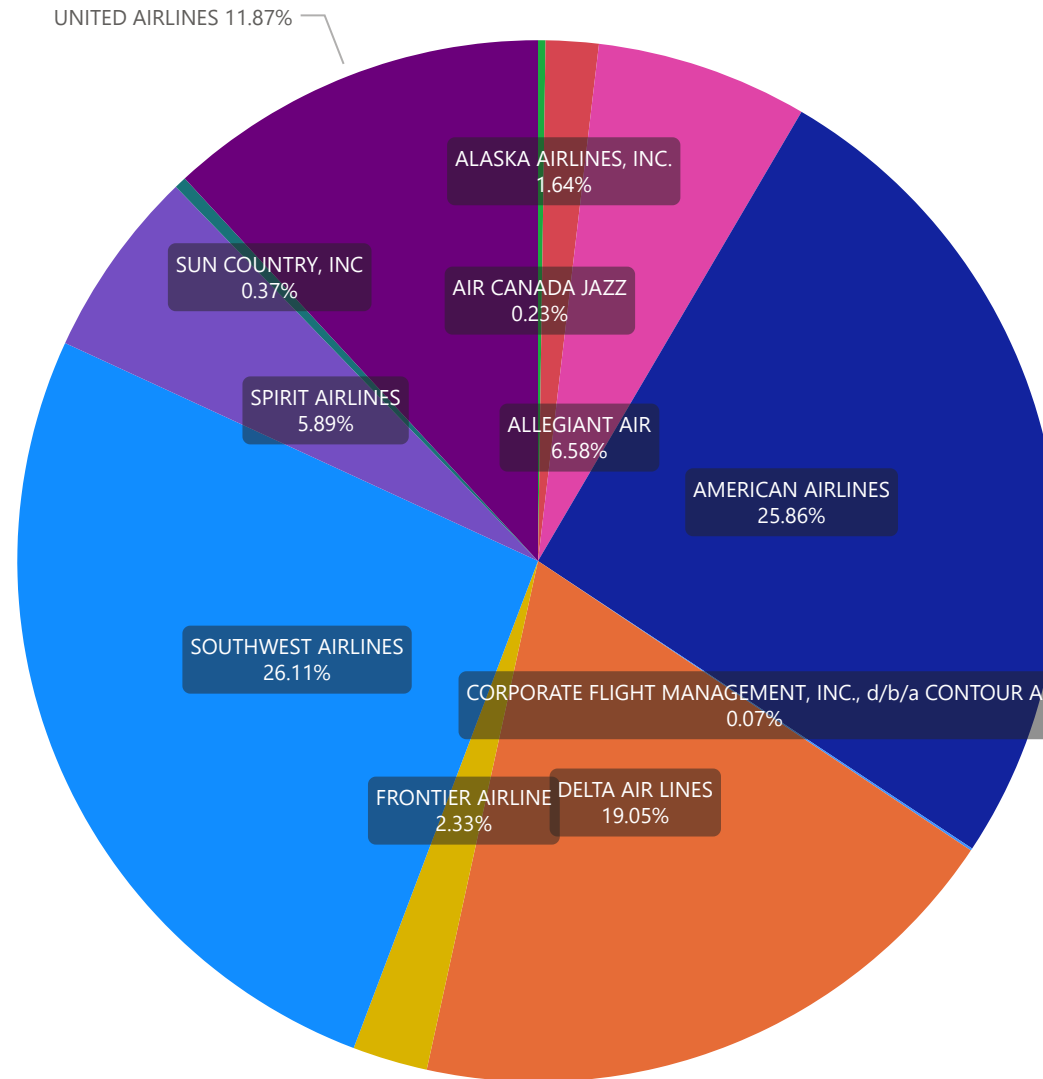
Total Monthly Passenger Share per Concourse



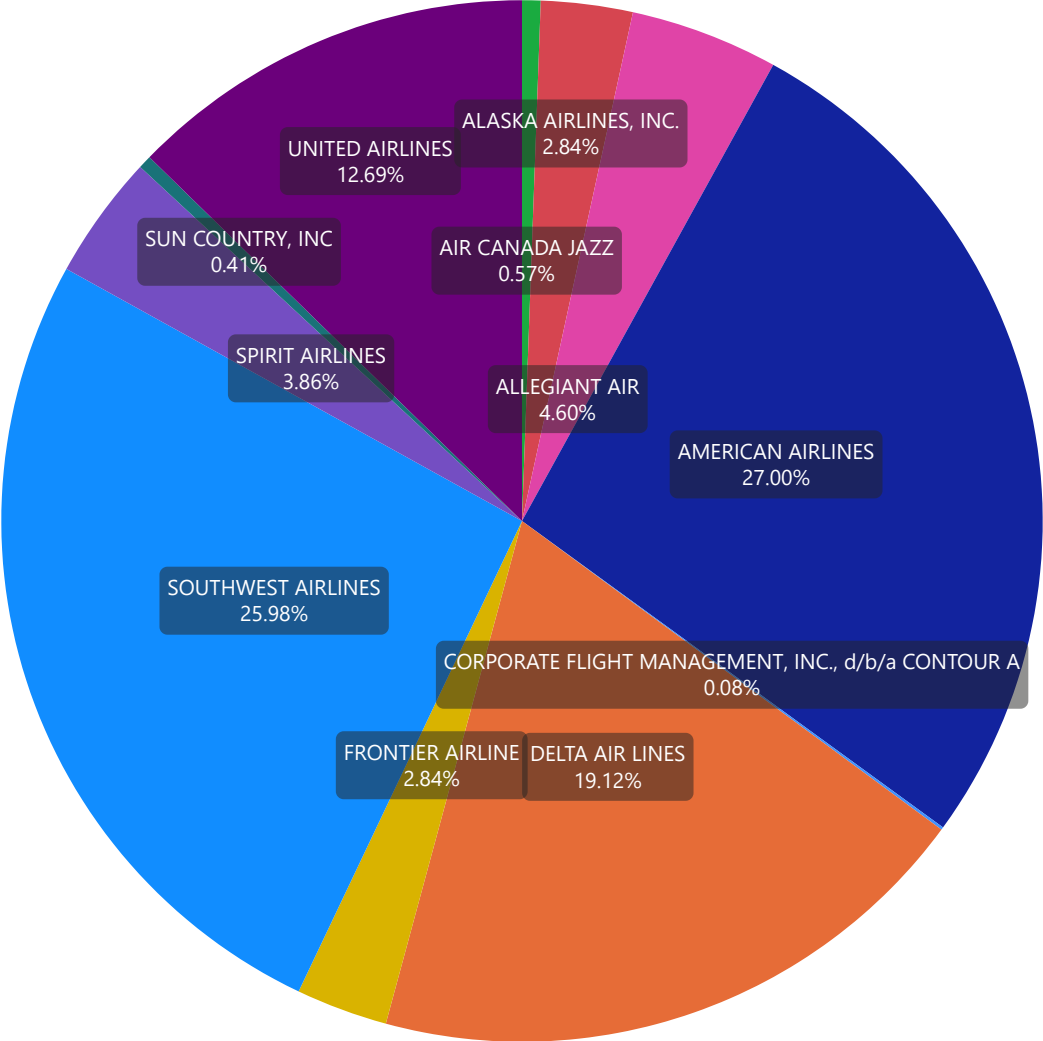
Passenger Share per Concourse By Current Month



Year To Date Market Share by Group / Airline / Total Passengers



Market Share Current Month



Enplaned Passengers

