



IND Airline | April
Activity Report | 2026

Indianapolis International Airport

Airline Activity Summary

For Month Ending April 2026

Passenger

		Apr(cur)	Apr(pre)	Difference	% Change	YTD Apr(cur)	YTD Apr(pre)	Difference	% Change
Domestic									
Domestic	DEPLANING	441,662	446,945	-5,283	-1.2%	1,637,924	1,617,571	20,353	1.3%
	ENPLANING	417,002	406,383	10,619	2.6%	1,596,799	1,575,044	21,755	1.4%
	Subtotal	858,664	853,328	5,336	0.6%	3,234,723	3,192,615	42,108	1.3%
Charter	DEPLANING	1,823	1,881	-58	-3.1%	8,015	9,522	-1,507	-15.8%
	ENPLANING	1,468	1,818	-350	-19.3%	7,163	10,523	-3,360	-31.9%
	Subtotal	3,291	3,699	-408	-11.0%	15,178	20,045	-4,867	-24.3%
Total Domestic		861,955	857,027	4,928	0.6%	3,249,901	3,212,660	37,241	1.2%
International									
	DEPLANING	3,953	770	3,183	413.4%	15,221	8,253	6,968	84.4%
	ENPLANING	3,797	613	3,184	519.4%	15,324	8,010	7,314	91.3%
	Subtotal	7,750	1,383	6,367	460.4%	30,545	16,263	14,282	87.8%
Total International		7,750	1,383	6,367	460.4%	30,545	16,263	14,282	87.8%
	Deplaning	447,438	449,596	-2,158	-0.5%	1,661,160	1,635,346	25,814	1.6%
	Enplaning	422,267	408,814	13,453	3.3%	1,619,286	1,593,577	25,709	1.6%
	Subtotal	869,705	858,410	11,295	1.3%	3,280,446	3,228,923	51,523	1.6%
Total Passengers		869,705	858,410	11,295	1.3%	3,280,446	3,228,923	51,523	1.6%

Air Cargo (in tons)

Air Mail	Inbound	1	0	1	#Error	1	0	0	#Error
	Outbound	1	0	1	#Error	1	0	1	#Error
	Subtotal	1	0	1	#Error	1	0	1	#Error
Freight Domestic	Inbound	33,358	31,328	2,030	6.5%	122,558	112,604	9,954	8.8%
	Outbound	38,190	34,539	3,650	10.6%	139,521	124,642	14,878	11.9%
	Subtotal	71,547	65,867	5,680	8.6%	262,078	237,246	24,832	10.5%
Freight Intl	Inbound	7,047	6,812	235	3.5%	25,076	24,586	490	2.0%
	Outbound	5,344	6,247	0	-14.4%	19,676	23,671	-3,995	-16.9%
	Subtotal	12,391	13,059	0	-5.1%	44,752	48,257	-3,505	-7.3%
Total Cargo		83,940	78,926	5,013	6.4%	306,832	285,503	21,328	7.5%

Aircraft Operations

Aircraft	Air Carrier	11,752	11,056	696	6.3%	44,078	41,361	2,717	6.6%
	Air Taxi	3,479	4,657	-1,178	-25.3%	11,998	15,511	-3,513	-22.6%
	Civil Itinerant	1,513	1,284	229	17.8%	5,116	4,937	179	3.6%
	Military Itinerant	101	98	3	3.1%	410	270	140	51.9%
Total Operations		16,845	17,095	-250	-1.5%	61,602	62,079	-477	-0.8%

Landing Weights

Landing	Freight Aircraft	194,596	186,841	7,756	4.2%	731,991	692,045	39,946	5.8%
	Passenger Aircraft	272,321	261,195	11,126	4.3%	1,025,238	974,657	50,582	5.2%
Total Landed Weights		466,917	448,036	18,881	4.2%	1,757,229	1,666,701	90,528	5.4%

**Indianapolis International Airport
Enplanement Cumulative Year To Date**

Carriers	January	February	March	April	May	June	July	August	September	October	November	December	Total
AER LINGUS LIMITED	300	646	2,291	2,388	-	-	-	-	-	-	-	-	5,625
AIR CANADA EXPRESS / JAZZ AVIATION LP	-	-	-	-	-	-	-	-	-	-	-	-	-
ALASKA AIRLINES, INC.	3,490	3,510	5,564	6,673	-	-	-	-	-	-	-	-	19,237
ALLEGiant AIR	16,026	15,512	29,518	14,985	-	-	-	-	-	-	-	-	76,041
AMERICAN AIRLINES, INC	84,373	89,961	112,906	108,038	-	-	-	-	-	-	-	-	395,278
DELTA AIR LINES, INC	64,273	67,662	81,678	81,351	-	-	-	-	-	-	-	-	294,964
ELI LILLY INTERNATIONAL CORPORATION	-	-	-	-	-	-	-	-	-	-	-	-	-
FRONTIER AIRLINES, INC.	7,828	9,756	19,110	16,331	-	-	-	-	-	-	-	-	53,025
MILLION AIR / INDIANAPOLIS AVIATION PARTNERS, LLC	776	1,385	1,077	738	-	-	-	-	-	-	-	-	3,976
SIGNATURE FLIGHT SUPPORT LLC.	-	-	-	-	-	-	-	-	-	-	-	-	-
SOUTHWEST AIRLINES	103,954	113,088	169,074	130,990	-	-	-	-	-	-	-	-	517,106
SPIRIT AIRLINES	16,248	14,790	14,505	-	-	-	-	-	-	-	-	-	45,543
SUN COUNTRY AIRLINES / SUN COUNTRY, INC	275	286	331	383	-	-	-	-	-	-	-	-	1,275
UNITED AIRLINES	45,200	45,339	56,258	60,387	-	-	-	-	-	-	-	-	207,184
OTHER CARGO CARRIERS	16	8	5	3	-	-	-	-	-	-	-	-	32
Total	342,759	361,943	492,317	422,267	-	-	-	-	-	-	-	-	1,619,286
2025 Actual	338,764	352,524	493,475	408,814	492,153	489,494	483,305	432,350	416,959	527,715	420,225	444,414	5,300,192
Variance (Act/Orig)	1%	3%	0%	3%									

*April information for Spirit Airlines was unavailable; therefore it is not included in this report.

**Indianapolis International Airport
Deplanement Cumulative Year To Date**

Carriers	January	February	March	April	May	June	July	August	September	October	November	December	Total
AER LINGUS LIMITED	360	597	2,085	2,419	-	-	-	-	-	-	-	-	5,461
AIR CANADA EXPRESS / JAZZ AVIATION LP	-	-	-	-	-	-	-	-	-	-	-	-	-
ALASKA AIRLINES, INC.	3,879	3,885	5,899	7,062	-	-	-	-	-	-	-	-	20,725
ALLEGiant AIR	16,474	15,009	28,431	16,108	-	-	-	-	-	-	-	-	76,022
AMERICAN AIRLINES, INC	90,861	87,713	111,273	112,812	-	-	-	-	-	-	-	-	402,659
DELTA AIR LINES, INC	70,193	67,220	83,184	82,782	-	-	-	-	-	-	-	-	303,379
ELI LILLY INTERNATIONAL CORPORATION	-	-	-	-	-	-	-	-	-	-	-	-	-
FRONTIER AIRLINES, INC.	8,571	10,269	18,569	16,955	-	-	-	-	-	-	-	-	54,364
MILLION AIR / INDIANAPOLIS AVIATION PARTNERS, LLC	1,319	1,163	988	959	-	-	-	-	-	-	-	-	4,429
SIGNATURE FLIGHT SUPPORT LLC.	-	-	-	-	-	-	-	-	-	-	-	-	-
SOUTHWEST AIRLINES	115,697	109,525	161,350	147,497	-	-	-	-	-	-	-	-	534,069
SPIRIT AIRLINES	16,855	16,855	14,863	-	-	-	-	-	-	-	-	-	48,573
SUN COUNTRY AIRLINES / SUN COUNTRY, INC	364	335	328	230	-	-	-	-	-	-	-	-	1,257
TOTAL	-	-	-	-	-	-	-	-	-	-	-	-	-
UNITED AIRLINES	45,716	45,513	58,244	60,611	-	-	-	-	-	-	-	-	210,084
OTHER CARGO CARRIERS	9	121	5	3	-	-	-	-	-	-	-	-	138
Total	370,298	358,205	485,219	447,438	-	-	-	-	-	-	-	-	1,661,160
2025 Actual	368,817	346,192	470,741	449,596	490,211	483,213	512,513	429,466	419,870	529,134	411,762	404,386	5,315,901

Indianapolis International Airport

Cargo Activity Report Cumulative Year To Date

Carrier	January	February	March	April	May	June	July	August	September	October	November	December	Total
Passenger Carriers													
AER LINGUS LIMITED	1,012	2,306	2,729	-									6,047
AIR CANADA	-	-	-	-									-
Air Canada / AIR GEORGIAN LIMITED DBA AIR CANADA EXPRESS	-	-	-	-									-
AIR CANADA EXPRESS / JAZZ AVIATION LP	-	-	-	-									-
ALASKA AIRLINES, INC.	11,578	6,276	15,612	8,394									41,860
ALLEGiant AIR	-	-	-	-									-
AMERICAN AIRLINES, INC	22,264	32,899	39,933	32,476									127,572
DELTA AIR LINES, INC	53,977	62,870	83,013	63,537									263,397
FRONTIER AIRLINES, INC.	-	-	-	-									-
SOUTHWEST AIRLINES	278,086	272,502	288,241	263,677									1,102,506
SPIRIT AIRLINES	-	-	-	-									-
SUN COUNTRY AIRLINES / SUN COUNTRY, INC	-	-	-	-									-
SWIFT AIR / AVIATION ADVANTAGE INC.	-	-	-	-									-
SWIFT AIR, LLC DBA IAERO AIRWAYS	-	-	-	-									-
UNITED AIRLINES	58,823	3,701	37,495	45,578									145,597
UNITED EXPRESS / REPUBLIC AIRLINES, INC / UNITED EXPRESS	-	-	-	-									-
VIRGIN ATLANTIC, INC	-	-	-	-									-
Passenger Carriers Totals	425,740	380,554	467,023	413,662									1,686,979
Cargo Carriers													
ABX AIR INC.	-	-	-	-									-
AIRNET II, LLC	370	15	235	280									900
ATLAS AIR, INC.	202,393	255,553	803,574	1,114,536									2,376,056
CARGOLUX AIRLINES INTERNATIONAL S.A.	1,388,802	1,614,092	1,714,315	1,599,961									6,317,170
CSA AIR, INC	15,556	18,887	12,116	24,886									71,445
FEDERAL EXPRESS CORP	138,433,916	142,612,821	155,811,895	164,667,279									601,525,911
KALITTA AIR, LLC	-	-	460,185	-									460,185
KALITTA CHARTERS II, LLC	-	-	-	5,520									5,520
KALITTA CHARTERS, LLC	581	411	-	-									992
MOUNTAIN AIR CARGO	70,218	61,946	359,778	50,529									542,471
SIGNATURE FLIGHT SUPPORT LLC.	-	-	-	-									-
UNITED PARCEL SERVICE INC, AN OHIO CORPORATION	-	-	-	-									-
WORLDWIDE FLIGHT SERVICES, INC.	34,000	348,218	291,252	2,400									675,870
Cargo Carriers Totals	140,145,836	144,911,943	159,453,349	167,465,391									611,976,519
Grand Totals	140,571,576	145,292,497	159,920,372	167,879,053									613,663,499

Indianapolis International Airport

2026 Cargo Summary

Mail	January	February	March	April	May	June	July	August	September	October	November	December	Total
Outbound	-	-	-	1	-	-	-	-	-	-	-	-	1
Inbound	-	-	-	1	-	-	-	-	-	-	-	-	1
Total Mail	-	-	-	1	-	-	-	-	-	-	-	-	1
Domestic Freight													
Inbound	28,382	29,078	31,740	33,358	-	-	-	-	-	-	-	-	122,558
Outbound	31,824	33,317	36,190	38,190	-	-	-	-	-	-	-	-	139,521
International Freight													
Inbound	5,849	5,526	6,655	7,047	-	-	-	-	-	-	-	-	25,076
Outbound	4,231	4,725	5,375	5,344	-	-	-	-	-	-	-	-	19,676
Total Freight	70,286	72,646	79,960	83,938	-	-	-	-	-	-	-	-	306,831
Total Freight and Mail	70,286	72,646	79,960	83,940	-	-	-	-	-	-	-	-	306,832
Same Month 2025	69,609	66,738	70,230	78,926	72,715	71,440	82,279	74,511	74,545	84,716	71,010	82,346	899,065
Difference	677	5,908	9,730	5,013	-72,715	-71,440	-82,279	-74,511	-74,545	-84,716	-71,010	-82,346	-592,233
% Change	1%	9%	14%	6%									
Carrier Totals - By Pounds & Tons													
Passenger Aircraft	425,740	380,554	467,023	413,662	-	-	-	-	-	-	-	-	1,686,979
Tonnage	213	190	234	207	-	-	-	-	-	-	-	-	843
CARGOLUX AIRLINES INTERNATIONAL S.A.	1,388,802	1,614,092	1,714,315	1,599,961	-	-	-	-	-	-	-	-	6,317,170
OTHER CARGO CARRIERS	307,562	666,143	1,915,024	1,173,265	-	-	-	-	-	-	-	-	4,061,993
SIGNATURE FLIGHT SUPPORT LLC.	-	-	-	-	-	-	-	-	-	-	-	-	-
CSA AIR, INC	15,556	18,887	12,116	24,886	-	-	-	-	-	-	-	-	71,445
FEDERAL EXPRESS CORP	138,433,916	142,612,821	155,811,895	164,667,279	-	-	-	-	-	-	-	-	601,525,911
Total Cargo Carriers	140,145,836	144,911,943	159,453,349	167,465,391	-	-	-	-	-	-	-	-	611,976,519
Tonnage	70,073	72,456	79,727	83,733	-	-	-	-	-	-	-	-	305,988
Total Cargo	70,286	72,646	79,960	83,940	-	-	-	-	-	-	-	-	306,832
2026 YTD	70,286	142,932	222,892	306,832	-	-	-	-	-	-	-	-	306,832
2025 YTD	69,609	136,347	206,577	285,503	358,218	429,658	511,937	586,448	660,993	745,709	816,719	899,065	899,065

Indianapolis International Airport
Total Passengers
Current Month (April 2026) vs. Previous Month (March 2026)

Operator	Carrier	April 2026		March 2026		Difference	% Change
		Total	% Total	Total	% Total		
ALASKA AIRLINES, INC.							
	ALASKA AIRLINES, INC.	13,735	1.6%	11,463	1.2%	2,272	19.8%
	ALASKA AIRLINES, INC. Total	13,735	1.6%	11,463	1.2%	2,272	19.8%
INDIANAPOLIS AVIATION PARTNERS, LLC							
	INDIANAPOLIS AVIATION PARTNERS, LLC	1,697	0.2%	2,065	0.2%	-368	-17.8%
	INDIANAPOLIS AVIATION PARTNERS, LLC Total	1,697	0.2%	2,065	0.2%	-368	-17.8%
SPIRIT AIRLINES							
	SPIRIT AIRLINES	0	0.0%	29,368	3.0%	-29,368	-100.0%
	SPIRIT AIRLINES Total	0	0.0%	29,368	3.0%	-29,368	-100.0%
SUN COUNTRY AIRLINES / SUN COUNTRY, INC							
	SUN COUNTRY AIRLINES / SUN COUNTRY, INC	613	0.1%	659	0.1%	-46	-7.0%
	SUN COUNTRY AIRLINES / SUN COUNTRY, INC Total	613	0.1%	659	0.1%	-46	-7.0%
AIR CANADA JAZZ							
	AIR CANADA EXPRESS / JAZZ AVIATION LP	0	0.0%	0	0.0%	0	0.0%
	AIR CANADA JAZZ Total	0	0.0%	0	0.0%	0	0.0%
ALLEGiant AIR							
	ALLEGiant AIR	31,093	3.6%	57,949	5.9%	-26,856	-46.3%
	ALLEGiant AIR Total	31,093	3.6%	57,949	5.9%	-26,856	-46.3%
AMERICAN AIRLINES							
	AMERICAN AIRLINES, INC	220,850	25.4%	224,179	22.9%	-3,329	-1.5%
	AMERICAN AIRLINES Total	220,850	25.4%	224,179	22.9%	-3,329	-1.5%
DELTA AIR LINES							
	DELTA AIR LINES, INC	164,133	18.9%	164,862	16.9%	-729	-0.4%
	DELTA AIR LINES Total	164,133	18.9%	164,862	16.9%	-729	-0.4%
FRONTIER AIRLINE							
	FRONTIER AIRLINES, INC.	33,286	3.8%	37,679	3.9%	-4,393	-11.7%
	FRONTIER AIRLINE Total	33,286	3.8%	37,679	3.9%	-4,393	-11.7%
SIGNATURE FLIGHT SERVICES							
	SIGNATURE FLIGHT SUPPORT LLC.	0	0.0%	0	0.0%	0	0.0%
	SIGNATURE FLIGHT SERVICES Total	0	0.0%	0	0.0%	0	0.0%
SOUTHWEST AIRLINES							
	SOUTHWEST AIRLINES	278,487	32.0%	330,424	33.8%	-51,937	-15.7%
	SOUTHWEST AIRLINES Total	278,487	32.0%	330,424	33.8%	-51,937	-15.7%
UNITED AIRLINES							
	UNITED AIRLINES	120,998	13.9%	114,502	11.7%	6,496	5.7%
	UNITED AIRLINES Total	120,998	13.9%	114,502	11.7%	6,496	5.7%
AER LINGUS LIMITED							
	AER LINGUS LIMITED	4,807	0.6%	4,376	0.4%	431	9.8%
	AER LINGUS LIMITED Total	4,807	0.6%	4,376	0.4%	431	9.8%
OTHER CARGO CARRIERS							
	OTHER CARGO CARRIERS	6	0.0%	10	0.0%	-4	-40.0%
	OTHER CARGO CARRIERS Total	6	0.0%	10	0.0%	-4	-40.0%
	Total	869,705	100.0%	977,536	100.0%	-107,831	-11.0%

Indianapolis International Airport

Total Passengers

Current Month (April 2026) Same Month Previous Year (April 2025)

Operator	Carrier	April 2026		April 2025		Difference	% Change
		Total	% Total	Total	% Total		
ALASKA AIRLINES, INC.							
	ALASKA AIRLINES, INC.	13,735	1.6%	11,011	1.3%	2,724	24.7%
	ALASKA AIRLINES, INC. Total	13,735	1.6%	11,011	1.3%	2,724	24.7%
INDIANAPOLIS AVIATION PARTNERS, LLC							
	INDIANAPOLIS AVIATION PARTNERS, LLC	1,697	0.2%	1,208	0.2%	489	40.5%
	INDIANAPOLIS AVIATION PARTNERS, LLC Total	1,697	0.2%	1,208	0.2%	489	40.5%
SPIRIT AIRLINES							
	SPIRIT AIRLINES	0	0.0%	56,573	6.2%	-56,573	-100.0%
	SPIRIT AIRLINES Total	0	0.0%	56,573	6.2%	-56,573	-100.0%
SUN COUNTRY AIRLINES / SUN COUNTRY, INC							
	SUN COUNTRY AIRLINES / SUN COUNTRY, INC	613	0.1%	1,088	0.1%	-475	-43.7%
	SUN COUNTRY AIRLINES / SUN COUNTRY, INC Total	613	0.1%	1,088	0.1%	-475	-43.7%
AIR CANADA JAZZ							
	AIR CANADA EXPRESS / JAZZ AVIATION LP	0	0.0%	28	0.0%	-28	-100.0%
	AIR CANADA JAZZ Total	0	0.0%	28	0.0%	-28	-100.0%
ALLEGiant AIR							
	ALLEGiant AIR	31,093	3.6%	38,549	4.4%	-7,456	-19.3%
	ALLEGiant AIR Total	31,093	3.6%	38,549	4.4%	-7,456	-19.3%
AMERICAN AIRLINES							
	AMERICAN AIRLINES, INC	220,850	25.4%	214,210	24.9%	6,640	3.1%
	AMERICAN AIRLINES Total	220,850	25.4%	214,210	24.9%	6,640	3.1%
DELTA AIR LINES							
	DELTA AIR LINES, INC	164,133	18.9%	155,812	18.7%	8,321	5.3%
	DELTA AIR LINES Total	164,133	18.9%	155,812	18.7%	8,321	5.3%
FRONTIER AIRLINE							
	FRONTIER AIRLINES, INC.	33,286	3.8%	20,268	2.3%	13,018	64.2%
	FRONTIER AIRLINE Total	33,286	3.8%	20,268	2.3%	13,018	64.2%
SIGNATURE FLIGHT SERVICES							
	SIGNATURE FLIGHT SUPPORT LLC.	0	0.0%	0	0.0%	0	0.0%
	SIGNATURE FLIGHT SERVICES Total	0	0.0%	0	0.0%	0	0.0%
SOUTHWEST AIRLINES							
	SOUTHWEST AIRLINES	278,487	32.0%	252,684	29.0%	25,803	10.2%
	SOUTHWEST AIRLINES Total	278,487	32.0%	252,684	29.0%	25,803	10.2%
UNITED AIRLINES							
	UNITED AIRLINES	120,998	13.9%	106,947	12.9%	14,051	13.1%
	UNITED AIRLINES Total	120,998	13.9%	106,947	12.9%	14,051	13.1%
AER LINGUS LIMITED							
	AER LINGUS LIMITED	4,807	0.6%	0	0.0%	4,807	480700.0%
	AER LINGUS LIMITED Total	4,807	0.6%	0	0.0%	4,807	480700.0%
OTHER CARGO CARRIERS							
	OTHER CARGO CARRIERS	6	0.0%	32	0.0%	-26	-81.3%
	OTHER CARGO CARRIERS Total	6	0.0%	32	0.0%	-26	-81.3%
	Total	869,705	100.0%	858,410	100.0%	11,295	1.3%

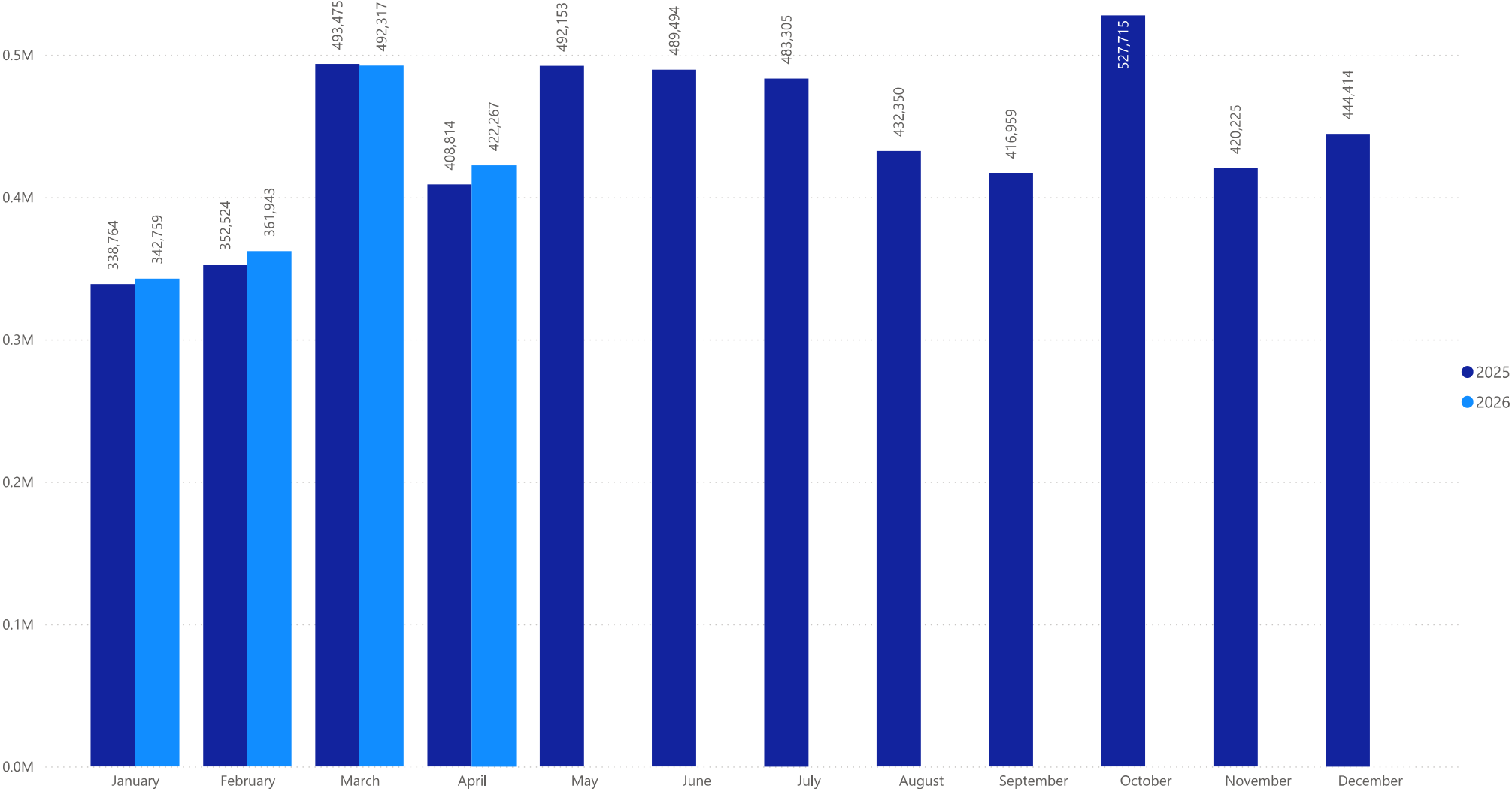
Indianapolis International Airport
Total Passengers
Current Month-April 2026

Operator	Carrier	Enplaning	Enplaning % of Total	Deplaning	Total	% of Total
ALASKA AIRLINES, INC.						
	ALASKA AIRLINES, INC.	6,673	1.6%	7,062	13,735	1.6%
	ALASKA AIRLINES, INC. Total	6,673	1.6%	7,062	13,735	1.6%
MILLION AIR / INDIANAPOLIS AVIATION PARTNERS, LLC						
	MILLION AIR / INDIANAPOLIS AVIATION PARTNERS, LLC	738	0.2%	959	1,697	0.2%
	MILLION AIR / INDIANAPOLIS AVIATION PARTNERS, LLC Total	738	0.2%	959	1,697	0.2%
SPIRIT AIRLINES						
	SPIRIT AIRLINES	0	0.0%	0	0	0.0%
	SPIRIT AIRLINES Total	0	0.0%	0	0	0.0%
SUN COUNTRY AIRLINES / SUN COUNTRY, INC						
	SUN COUNTRY AIRLINES / SUN COUNTRY, INC	383	0.1%	230	613	0.1%
	SUN COUNTRY AIRLINES / SUN COUNTRY, INC Total	383	0.1%	230	613	0.1%
AIR CANADA EXPRESS / JAZZ AVIATION LP						
	AIR CANADA EXPRESS / JAZZ AVIATION LP	0	0.0%	0	0	0.0%
	AIR CANADA EXPRESS / JAZZ AVIATION LP Total	0	0.0%	0	0	0.0%
ALLEGiant AIR						
	ALLEGiant AIR	14,985	3.5%	16,108	31,093	3.6%
	ALLEGiant AIR Total	14,985	3.5%	16,108	31,093	3.6%
AMERICAN AIRLINES						
	AMERICAN AIRLINES, INC	108,038	25.6%	112,812	220,850	25.4%
	AMERICAN AIRLINES Total	108,038	25.6%	112,812	220,850	25.4%
DELTA AIR LINES						
	DELTA AIR LINES, INC	81,351	19.3%	82,782	164,133	18.9%
	DELTA AIR LINES Total	81,351	19.3%	82,782	164,133	18.9%
FRONTIER AIRLINE						
	FRONTIER AIRLINES, INC.	16,331	3.9%	16,955	33,286	3.8%
	FRONTIER AIRLINE Total	16,331	3.9%	16,955	33,286	3.8%
SIGNATURE FLIGHT SERVICES						
	SIGNATURE FLIGHT SUPPORT LLC.	0	0.0%	0	0	0.0%
	SIGNATURE FLIGHT SERVICES Total	0	0.0%	0	0	0.0%
SOUTHWEST AIRLINES						
	SOUTHWEST AIRLINES	130,990	31.0%	147,497	278,487	32.0%
	SOUTHWEST AIRLINES Total	130,990	31.0%	147,497	278,487	32.0%
UNITED AIRLINES						
	UNITED AIRLINES	60,387	14.3%	60,611	120,998	13.9%
	UNITED AIRLINES Total	60,387	14.3%	60,611	120,998	13.9%
AER LINGUS LIMITED						
	AER LINGUS LIMITED	2,388	0.6%	2,419	4,807	0.6%
	AER LINGUS LIMITED Total	2,388	0.6%	2,419	4,807	0.6%
OTHER CARGO CARRIERS						
	OTHER CARGO CARRIERS	3	0.0%	3	6	0.0%
	OTHER CARGO CARRIERS Total	3	0.0%	3	6	0.0%
	Total	422,267	100.0%	447,438	869,705	100.0%

Indianapolis International Airport
Total Passengers
Year To Date - April 2026

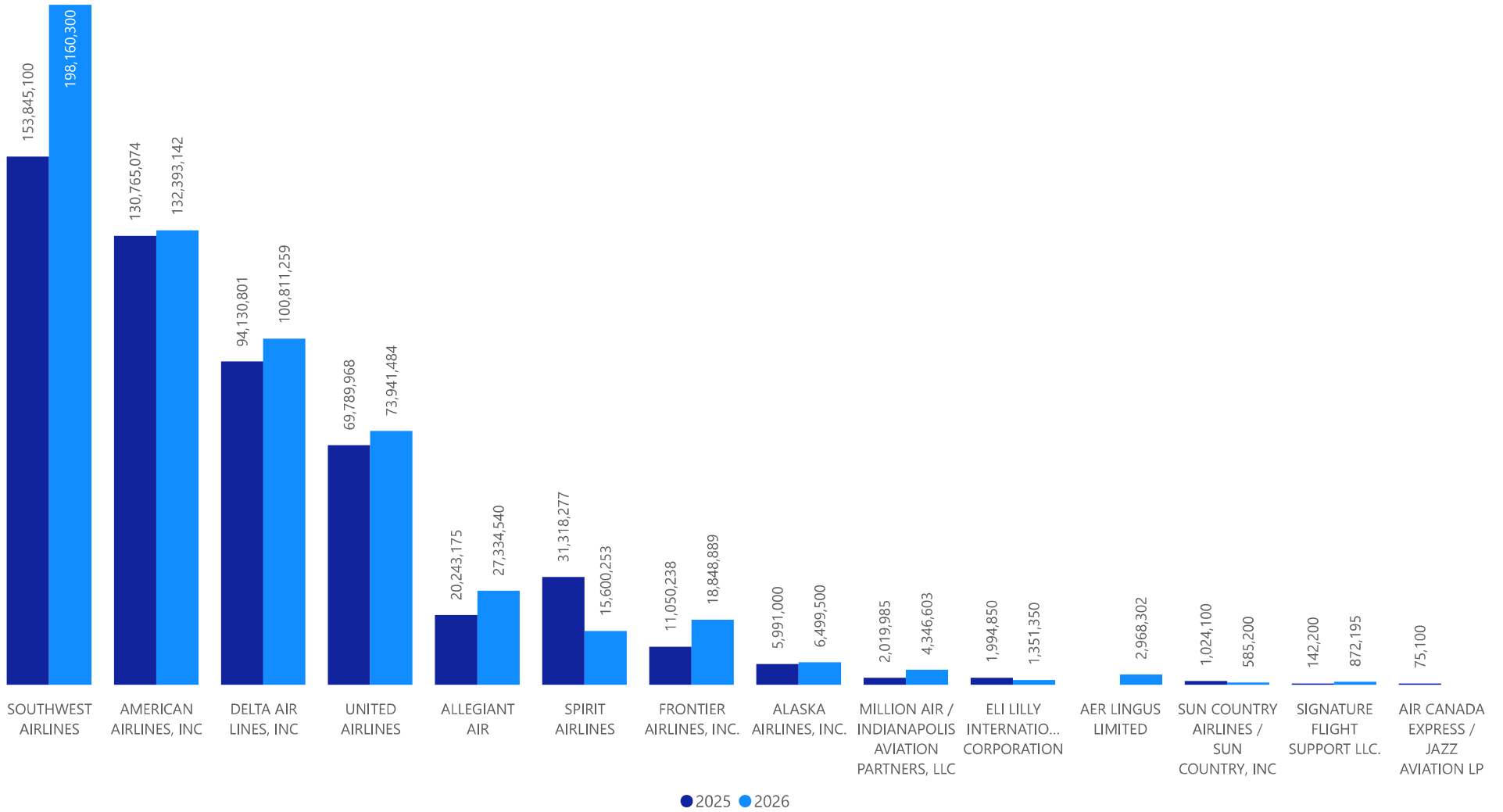
Operator	Carrier	Enplaning	Enplaning % of Total	Deplaning	Total	% of Total
ALASKA AIRLINES, INC.						
	ALASKA AIRLINES, INC.	19,237	1.2%	20,725	39,962	1.2%
	ALASKA AIRLINES, INC. Total	19,237	1.2%	20,725	39,962	1.2%
MILLION AIR / INDIANAPOLIS AVIATION PARTNERS, LLC						
	MILLION AIR / INDIANAPOLIS AVIATION PARTNERS, LLC	3,976	0.2%	4,429	8,405	0.3%
	MILLION AIR / INDIANAPOLIS AVIATION PARTNERS, LLC Total	3,976	0.2%	4,429	8,405	0.3%
SPIRIT AIRLINES						
	SPIRIT AIRLINES	45,543	2.8%	48,573	94,116	2.9%
	SPIRIT AIRLINES Total	45,543	2.8%	48,573	94,116	2.9%
SUN COUNTRY AIRLINES / SUN COUNTRY, INC						
	SUN COUNTRY AIRLINES / SUN COUNTRY, INC	1,275	0.1%	1,257	2,532	0.1%
	SUN COUNTRY AIRLINES / SUN COUNTRY, INC Total	1,275	0.1%	1,257	2,532	0.1%
AIR CANADA EXPRESS / JAZZ AVIATION LP						
	AIR CANADA EXPRESS / JAZZ AVIATION LP	0	0.0%	0	0	0.0%
	AIR CANADA EXPRESS / JAZZ AVIATION LP Total	0	0.0%	0	0	0.0%
ALLEGiant AIR						
	ALLEGiant AIR	76,041	4.7%	76,022	152,063	4.6%
	ALLEGiant AIR Total	76,041	4.7%	76,022	152,063	4.6%
AMERICAN AIRLINES						
	AMERICAN AIRLINES, INC	395,278	24.4%	402,659	797,937	24.3%
	AMERICAN AIRLINES Total	395,278	24.4%	402,659	797,937	24.3%
DELTA AIR LINES						
	DELTA AIR LINES, INC	294,964	18.2%	303,379	598,343	18.2%
	DELTA AIR LINES Total	294,964	18.2%	303,379	598,343	18.2%
FRONTIER AIRLINE						
	FRONTIER AIRLINES, INC.	53,025	3.3%	54,364	107,389	3.3%
	FRONTIER AIRLINE Total	53,025	3.3%	54,364	107,389	3.3%
SIGNATURE FLIGHT SERVICES						
	SIGNATURE FLIGHT SUPPORT LLC.	0	0.0%	0	0	0.0%
	SIGNATURE FLIGHT SERVICES Total	0	0.0%	0	0	0.0%
SOUTHWEST AIRLINES						
	SOUTHWEST AIRLINES	517,106	31.9%	534,069	1,051,175	32.0%
	SOUTHWEST AIRLINES Total	517,106	31.9%	534,069	1,051,175	32.0%
UNITED AIRLINES						
	UNITED AIRLINES	207,184	12.8%	210,084	417,268	12.7%
	UNITED AIRLINES Total	207,184	12.8%	210,084	417,268	12.7%
AER LINGUS LIMITED						
	AER LINGUS LIMITED	5,625	0.3%	5,461	11,086	0.3%
	AER LINGUS LIMITED Total	5,625	0.3%	5,461	11,086	0.3%
OTHER CARGO CARRIERS						
	OTHER CARGO CARRIERS	32	0.0%	138	170	0.0%
	OTHER CARGO CARRIERS Total	32	0.0%	138	170	0.0%
	Total	1,619,286	100.0%	1,661,160	3,280,446	100.0%

Traffic Forecast (Enplaned Passenger)





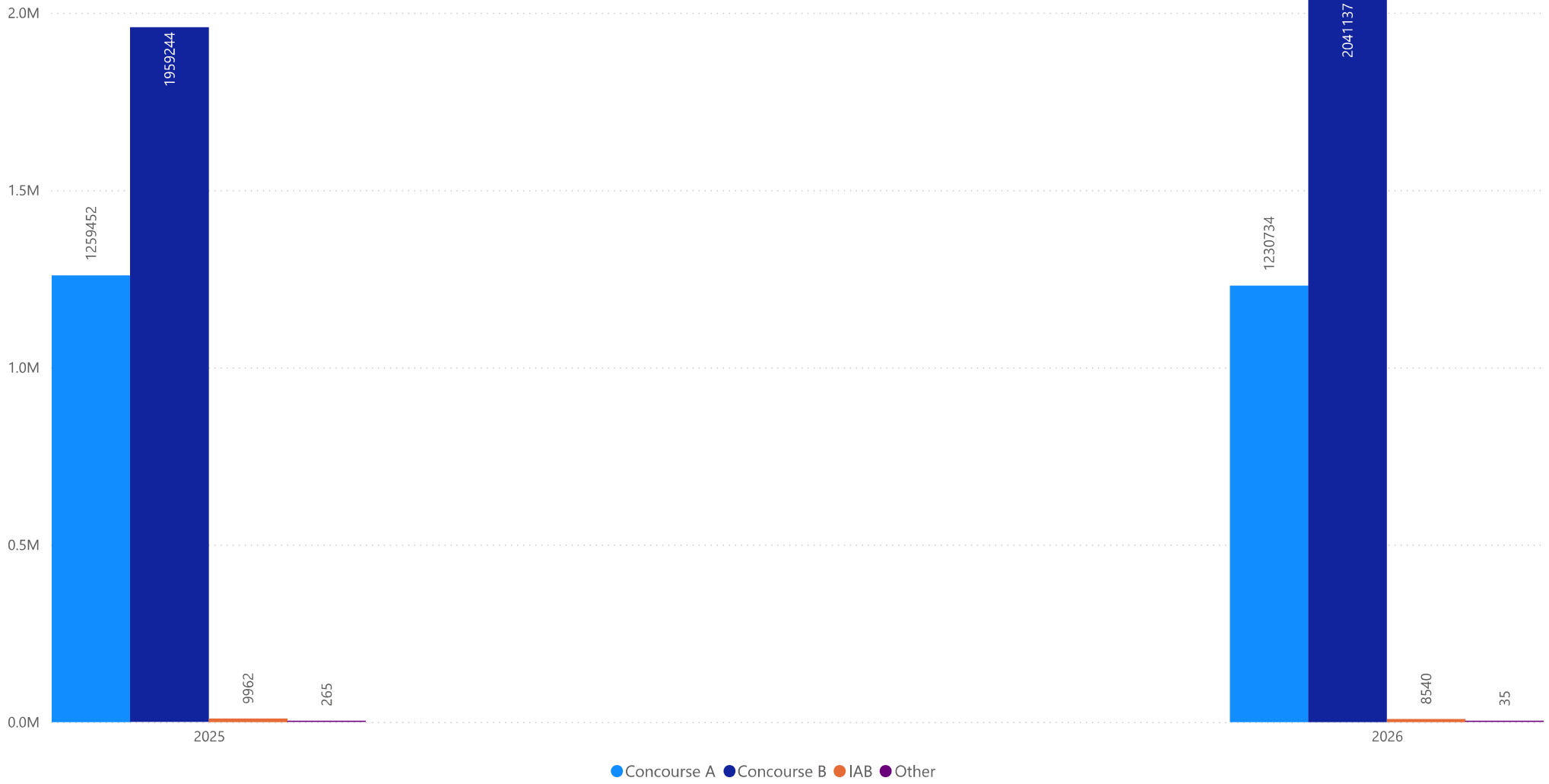
Landing Weights for Passenger Aircraft Current Month vs Previous Month Previous Year



April Passenger Share per Concourse



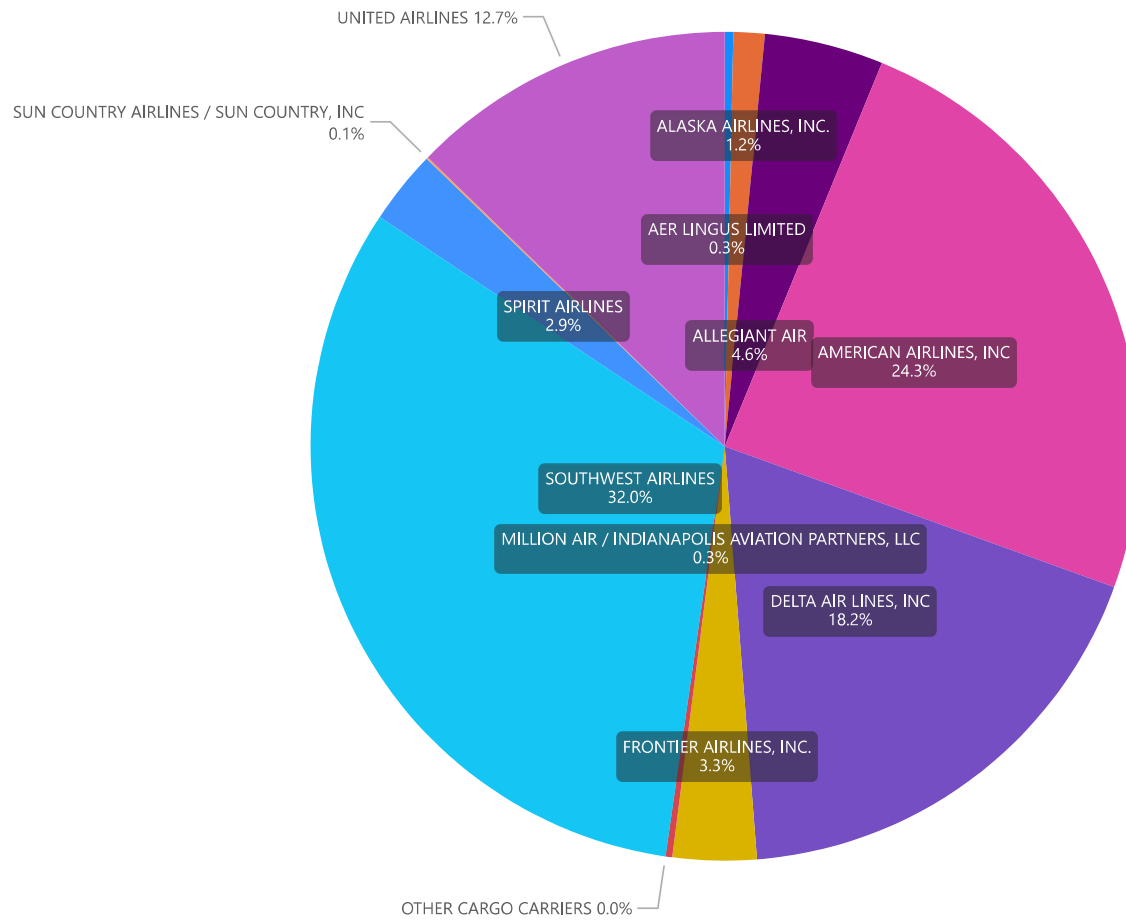
Year To Date Passenger Share Per Concourse



Passenger Share per Concourse By Current Month

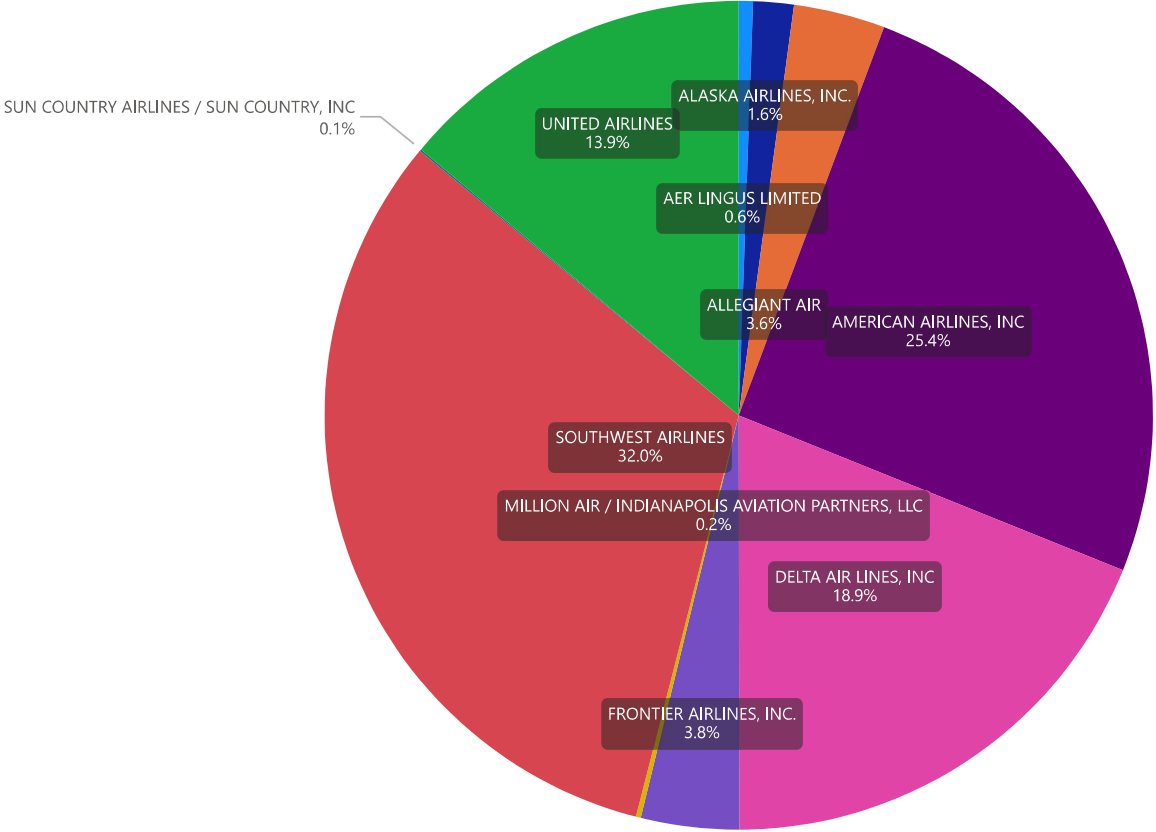


Year To Date Market Share by Group / Airline / Total Passengers





Market Share Current Month



Enplaned Passengers

