



IND Airline | February
Activity Report | 2026

Indianapolis International Airport

Airline Activity Summary

For Month Ending February 2026

Passenger

		Feb(cur)	Feb(pre)	Difference	% Change	YTD Feb(cur)	YTD Feb(pre)	Difference	% Change
Domestic									
Domestic	DEPLANING	353,704	341,382	12,322	3.6%	718,228	706,154	12,074	1.7%
	ENPLANING	357,180	346,269	10,911	3.2%	695,039	680,391	14,648	2.2%
	Subtotal	710,884	687,651	23,233	3.4%	1,413,267	1,386,545	26,722	1.9%
Charter	DEPLANING	1,680	1,689	-9	-0.5%	4,210	3,796	414	10.9%
	ENPLANING	1,837	3,743	-1,906	-50.9%	3,728	5,729	-2,001	-34.9%
	Subtotal	3,517	5,432	-1,915	-35.3%	7,938	9,525	-1,587	-16.7%
Total Domestic		714,401	693,083	21,318	3.1%	1,421,205	1,396,070	25,135	1.8%
International									
	DEPLANING	2,821	3,121	-300	-9.6%	6,065	5,059	1,006	19.9%
	ENPLANING	2,926	2,512	414	16.5%	5,935	5,168	767	14.8%
	Subtotal	5,747	5,633	114	2.0%	12,000	10,227	1,773	17.3%
Total International		5,747	5,633	114	2.0%	12,000	10,227	1,773	17.3%
	Deplaning	358,205	346,192	12,013	3.5%	728,503	715,009	13,494	1.9%
	Enplaning	361,943	352,524	9,419	2.7%	704,702	691,288	13,414	1.9%
	Subtotal	720,148	698,716	21,432	3.1%	1,433,205	1,406,297	26,908	1.9%
Total Passengers		720,148	698,716	21,432	3.1%	1,433,205	1,406,297	26,908	1.9%

Air Cargo (in tons)

Air Mail	Inbound	0	0	0	100.0%		0		
	Outbound	0	0	0			0		
	Subtotal	0	0	0			0		
Freight Domestic	Inbound	29,078	26,634	2,444	9.2%	57,460	54,006	3,454	6.4%
	Outbound	33,317	29,189	4,128	14.1%	65,141	59,658	5,483	9.2%
	Subtotal	62,395	55,823	6,573	11.8%	122,601	113,664	8,937	7.9%
Freight Intl	Inbound	5,526	5,264	262	5.0%	11,375	11,333	41	0.4%
	Outbound	4,725	5,651	0	-16.4%	8,956	11,350	-2,393	-21.1%
	Subtotal	10,251	10,915	0	-6.1%	20,331	22,683	-2,352	-10.4%
Total Cargo		72,646	66,738	5,908	8.9%	142,932	136,347	6,585	4.8%

Aircraft Operations

Aircraft	Air Carrier	9,885	9,337	548	5.9%	20,149	18,850	1,299	6.9%
	Air Taxi	3,184	3,443	-259	-7.5%	5,737	6,729	-992	-14.7%
	Civil Itinerant	1,126	1,172	-46	-3.9%	2,240	2,220	20	0.9%
	Military Itinerant	120	76	44	57.9%	188	129	59	45.7%
Total Operations		14,315	14,028	287	2.0%	28,314	27,928	386	1.4%

Landing Weights

Landing	Freight Aircraft	175,660	167,287	8,373	5.0%	347,974	339,821	8,153	2.4%
	Passenger Aircraft	226,195	212,912	13,282	6.2%	461,061	430,284	30,777	7.2%
Total Landed Weights		401,855	380,199	21,655	5.7%	809,035	770,105	38,930	5.1%

**Indianapolis International Airport
Deplanement Cumulative Year To Date**

Carriers	January	February	March	April	May	June	July	August	September	October	November	December	Total
AER LINGUS LIMITED	360	597	-	-	-	-	-	-	-	-	-	-	957
AIR CANADA EXPRESS / JAZZ AVIATION LP	-	-	-	-	-	-	-	-	-	-	-	-	-
ALASKA AIRLINES, INC.	3,879	3,885	-	-	-	-	-	-	-	-	-	-	7,764
ALLEGiant AIR	16,474	15,009	-	-	-	-	-	-	-	-	-	-	31,483
AMERICAN AIRLINES, INC	90,861	87,713	-	-	-	-	-	-	-	-	-	-	178,574
DELTA AIR LINES, INC	70,193	67,220	-	-	-	-	-	-	-	-	-	-	137,413
ELI LILLY INTERNATIONAL CORPORATION	-	-	-	-	-	-	-	-	-	-	-	-	-
FRONTIER AIRLINES, INC.	8,571	10,269	-	-	-	-	-	-	-	-	-	-	18,840
MILLION AIR / INDIANAPOLIS AVIATION PARTNERS, LLC	1,319	1,163	-	-	-	-	-	-	-	-	-	-	2,482
SIGNATURE FLIGHT SUPPORT LLC.	-	-	-	-	-	-	-	-	-	-	-	-	-
SOUTHWEST AIRLINES	115,697	109,525	-	-	-	-	-	-	-	-	-	-	225,222
SPIRIT AIRLINES	16,855	16,855	-	-	-	-	-	-	-	-	-	-	33,710
SUN COUNTRY AIRLINES / SUN COUNTRY, INC	364	335	-	-	-	-	-	-	-	-	-	-	699
TOTAL	-	-	-	-	-	-	-	-	-	-	-	-	-
UNITED AIRLINES	45,716	45,513	-	-	-	-	-	-	-	-	-	-	91,229
OTHER CARGO CARRIERS	9	121	-	-	-	-	-	-	-	-	-	-	130
Total	370,298	358,205	-	-	-	-	-	-	-	-	-	-	728,503
2025 Actual	368,817	346,192	470,741	449,596	490,211	483,213	512,513	429,466	419,870	529,134	411,762	404,386	5,315,901

Indianapolis International Airport

Cargo Activity Report Cumulative Year To Date

Carrier	January	February	March	April	May	June	July	August	September	October	November	December	Total
Passenger Carriers													
AER LINGUS LIMITED	1,012	2,306											3,318
AIR CANADA	-	-											-
Air Canada / AIR GEORGIAN LIMITED DBA AIR CANADA EXPRESS	-	-											-
AIR CANADA EXPRESS / JAZZ AVIATION LP	-	-											-
ALASKA AIRLINES, INC.	11,578	6,276											17,854
ALLEGIANT AIR	-	-											-
AMERICAN AIRLINES, INC	22,264	32,899											55,163
DELTA AIR LINES, INC	53,977	62,870											116,847
FRONTIER AIRLINES, INC.	-	-											-
SOUTHWEST AIRLINES	278,086	272,502											550,588
SPIRIT AIRLINES	-	-											-
SUN COUNTRY AIRLINES / SUN COUNTRY, INC	-	-											-
SWIFT AIR / AVIATION ADVANTAGE INC.	-	-											-
SWIFT AIR, LLC DBA IAERO AIRWAYS	-	-											-
UNITED AIRLINES	58,823	3,701											62,524
UNITED EXPRESS / REPUBLIC AIRLINES, INC / UNITED EXPRESS	-	-											-
VIRGIN ATLANTIC, INC	-	-											-
Passenger Carriers Totals	425,740	380,554											806,294
Cargo Carriers													
ABX AIR INC.	-	-											-
AIRNET II, LLC	370	15											385
ATLAS AIR, INC.	202,393	255,553											457,946
CARGOLUX AIRLINES INTERNATIONAL S.A.	1,388,802	1,614,092											3,002,894
CSA AIR, INC	15,556	18,887											34,443
FEDERAL EXPRESS CORP	138,433,916	142,612,821											281,046,737
KALITTA AIR, LLC	-	-											-
KALITTA CHARTERS II, LLC	-	-											-
KALITTA CHARTERS, LLC	581	411											992
MOUNTAIN AIR CARGO	70,218	61,946											132,164
SIGNATURE FLIGHT SUPPORT LLC.	-	-											-
UNITED PARCEL SERVICE INC, AN OHIO CORPORATION	-	-											-
WORLDWIDE FLIGHT SERVICES, INC.	34,000	348,218											382,218
Cargo Carriers Totals	140,145,836	144,911,943											285,057,779
Grand Totals	140,571,576	145,292,497											285,864,073

Indianapolis International Airport

2026 Cargo Summary

Mail	January	February	March	April	May	June	July	August	September	October	November	December	Total
Inbound	-	-	-	-	-	-	-	-	-	-	-	-	-
Outbound	-	-	-	-	-	-	-	-	-	-	-	-	-
Total Mail	-	-	-	-	-	-	-	-	-	-	-	-	-
Domestic Freight													
Inbound	28,382	29,078	-	-	-	-	-	-	-	-	-	-	57,460
Outbound	31,824	33,317	-	-	-	-	-	-	-	-	-	-	65,141
International Freight													
Inbound	5,849	5,526	-	-	-	-	-	-	-	-	-	-	11,375
Outbound	4,231	4,725	-	-	-	-	-	-	-	-	-	-	8,956
Total Freight	70,286	72,646	-	-	-	-	-	-	-	-	-	-	142,932
Total Freight and Mail	70,286	72,646	-	-	-	-	-	-	-	-	-	-	142,932
Same Month 2025	69,609	66,738	70,230	78,926	72,715	71,440	82,279	74,511	74,545	84,716	71,010	82,346	899,065
Difference	677	5,908	-70,230	-78,926	-72,715	-71,440	-82,279	-74,511	-74,545	-84,716	-71,010	-82,346	-756,133
% Change	1%	9%											
Carrier Totals - By Pounds & Tons													
Passenger Aircraft	425,740	380,554	-	-	-	-	-	-	-	-	-	-	806,294
Tonnage	213	190	-	-	-	-	-	-	-	-	-	-	403
CARGOLUX AIRLINES INTERNATIONAL S.A.	1,388,802	1,614,092	-	-	-	-	-	-	-	-	-	-	3,002,894
CSA AIR, INC	15,556	18,887	-	-	-	-	-	-	-	-	-	-	34,443
FEDERAL EXPRESS CORP	138,433,916	142,612,821	-	-	-	-	-	-	-	-	-	-	281,046,737
OTHER CARGO CARRIERS	307,562	666,143	-	-	-	-	-	-	-	-	-	-	973,705
SIGNATURE FLIGHT SUPPORT LLC.	-	-	-	-	-	-	-	-	-	-	-	-	-
Total Cargo Carriers	140,145,836	144,911,943	-	-	-	-	-	-	-	-	-	-	285,057,779
Tonnage	70,073	72,456	-	-	-	-	-	-	-	-	-	-	142,529
Total Cargo	70,286	72,646	-	-	-	-	-	-	-	-	-	-	142,932
2026 YTD	70,286	142,932	-	-	-	-	-	-	-	-	-	-	142,932
2025 YTD	69,609	136,347	206,577	285,503	358,218	429,658	511,937	586,448	660,993	745,709	816,719	899,065	899,065

Indianapolis International Airport
Total Passengers
Current Month (February 2026) vs. Previous Month (January 2026)

Operator	Carrier	February 2026		January 2026		Difference	% Change
		Total	% Total	Total	% Total		
ALASKA AIRLINES, INC.							
	ALASKA AIRLINES, INC.	7,395	1.0%	7,369	1.0%	26	0.4%
	ALASKA AIRLINES, INC. Total	7,395	1.0%	7,369	1.0%	26	0.4%
INDIANAPOLIS AVIATION PARTNERS, LLC							
	INDIANAPOLIS AVIATION PARTNERS, LLC	2,548	0.4%	2,095	0.3%	453	21.6%
	INDIANAPOLIS AVIATION PARTNERS, LLC Total	2,548	0.4%	2,095	0.3%	453	21.6%
SPIRIT AIRLINES							
	SPIRIT AIRLINES	31,645	4.4%	33,103	4.6%	-1,458	-4.4%
	SPIRIT AIRLINES Total	31,645	4.4%	33,103	4.6%	-1,458	-4.4%
SUN COUNTRY AIRLINES / SUN COUNTRY, INC							
	SUN COUNTRY AIRLINES / SUN COUNTRY, INC	621	0.1%	639	0.1%	-18	-2.8%
	SUN COUNTRY AIRLINES / SUN COUNTRY, INC Total	621	0.1%	639	0.1%	-18	-2.8%
AIR CANADA JAZZ							
	AIR CANADA EXPRESS / JAZZ AVIATION LP	0	0.0%	0	0.0%	0	0.0%
	AIR CANADA JAZZ Total	0	0.0%	0	0.0%	0	0.0%
ALLEGiant AIR							
	ALLEGiant AIR	30,521	4.2%	32,500	4.6%	-1,979	-6.1%
	ALLEGiant AIR Total	30,521	4.2%	32,500	4.6%	-1,979	-6.1%
AMERICAN AIRLINES							
	AMERICAN AIRLINES, INC	177,674	24.7%	175,234	24.6%	2,440	1.4%
	AMERICAN AIRLINES Total	177,674	24.7%	175,234	24.6%	2,440	1.4%
DELTA AIR LINES							
	DELTA AIR LINES, INC	134,882	18.7%	134,466	18.9%	416	0.3%
	DELTA AIR LINES Total	134,882	18.7%	134,466	18.9%	416	0.3%
FRONTIER AIRLINE							
	FRONTIER AIRLINES, INC.	20,025	2.8%	16,399	2.3%	3,626	22.1%
	FRONTIER AIRLINE Total	20,025	2.8%	16,399	2.3%	3,626	22.1%
SIGNATURE FLIGHT SERVICES							
	SIGNATURE FLIGHT SUPPORT LLC.	0	0.0%	0	0.0%	0	0.0%
	SIGNATURE FLIGHT SERVICES Total	0	0.0%	0	0.0%	0	0.0%
SOUTHWEST AIRLINES							
	SOUTHWEST AIRLINES	222,613	30.9%	219,651	30.8%	2,962	1.3%
	SOUTHWEST AIRLINES Total	222,613	30.9%	219,651	30.8%	2,962	1.3%
UNITED AIRLINES							
	UNITED AIRLINES	90,852	12.6%	90,916	12.8%	-64	-0.1%
	UNITED AIRLINES Total	90,852	12.6%	90,916	12.8%	-64	-0.1%
AER LINGUS LIMITED							
	AER LINGUS LIMITED	1,243	0.2%	660	0.1%	583	88.3%
	AER LINGUS LIMITED Total	1,243	0.2%	660	0.1%	583	88.3%
OTHER CARGO CARRIERS							
	OTHER CARGO CARRIERS	129	0.0%	25	0.0%	104	416.0%
	OTHER CARGO CARRIERS Total	129	0.0%	25	0.0%	104	416.0%
	Total	720,148	100.0%	713,057	100.0%	7,091	1.0%

Indianapolis International Airport

Total Passengers

Current Month (February 2026) Same Month Previous Year (February 2025)

Operator	Carrier	February 2026		February 2025		Difference	% Change
		Total	% Total	Total	% Total		
ALASKA AIRLINES, INC.							
	ALASKA AIRLINES, INC.	7,395	1.0%	7,008	1.0%	387	5.5%
	ALASKA AIRLINES, INC. Total	7,395	1.0%	7,008	1.0%	387	5.5%
INDIANAPOLIS AVIATION PARTNERS, LLC							
	INDIANAPOLIS AVIATION PARTNERS, LLC	2,548	0.4%	1,801	0.3%	747	41.5%
	INDIANAPOLIS AVIATION PARTNERS, LLC Total	2,548	0.4%	1,801	0.3%	747	41.5%
SPIRIT AIRLINES							
	SPIRIT AIRLINES	31,645	4.4%	49,716	7.2%	-18,071	-36.3%
	SPIRIT AIRLINES Total	31,645	4.4%	49,716	7.2%	-18,071	-36.3%
SUN COUNTRY AIRLINES / SUN COUNTRY, INC							
	SUN COUNTRY AIRLINES / SUN COUNTRY, INC	621	0.1%	4,896	0.7%	-4,275	-87.3%
	SUN COUNTRY AIRLINES / SUN COUNTRY, INC Total	621	0.1%	4,896	0.7%	-4,275	-87.3%
AIR CANADA JAZZ							
	AIR CANADA EXPRESS / JAZZ AVIATION LP	0	0.0%	0	0.0%	0	0.0%
	AIR CANADA JAZZ Total	0	0.0%	0	0.0%	0	0.0%
ALLEGiant AIR							
	ALLEGiant AIR	30,521	4.2%	30,058	4.3%	463	1.5%
	ALLEGiant AIR Total	30,521	4.2%	30,058	4.3%	463	1.5%
AMERICAN AIRLINES							
	AMERICAN AIRLINES, INC	177,674	24.7%	177,028	25.3%	646	0.4%
	AMERICAN AIRLINES Total	177,674	24.7%	177,028	25.3%	646	0.4%
DELTA AIR LINES							
	DELTA AIR LINES, INC	134,882	18.7%	122,069	17.3%	12,813	10.5%
	DELTA AIR LINES Total	134,882	18.7%	122,069	17.3%	12,813	10.5%
FRONTIER AIRLINE							
	FRONTIER AIRLINES, INC.	20,025	2.8%	10,824	1.7%	9,201	85.0%
	FRONTIER AIRLINE Total	20,025	2.8%	10,824	1.7%	9,201	85.0%
SIGNATURE FLIGHT SERVICES							
	SIGNATURE FLIGHT SUPPORT LLC.	0	0.0%	0	0.0%	0	0.0%
	SIGNATURE FLIGHT SERVICES Total	0	0.0%	0	0.0%	0	0.0%
SOUTHWEST AIRLINES							
	SOUTHWEST AIRLINES	222,613	30.9%	205,550	29.6%	17,063	8.3%
	SOUTHWEST AIRLINES Total	222,613	30.9%	205,550	29.6%	17,063	8.3%
UNITED AIRLINES							
	UNITED AIRLINES	90,852	12.6%	89,714	12.7%	1,138	1.3%
	UNITED AIRLINES Total	90,852	12.6%	89,714	12.7%	1,138	1.3%
AER LINGUS LIMITED							
	AER LINGUS LIMITED	1,243	0.2%	0	0.0%	1,243	124300.0%
	AER LINGUS LIMITED Total	1,243	0.2%	0	0.0%	1,243	124300.0%
OTHER CARGO CARRIERS							
	OTHER CARGO CARRIERS	129	0.0%	52	0.0%	77	148.1%
	OTHER CARGO CARRIERS Total	129	0.0%	52	0.0%	77	148.1%
	Total	720,148	100.0%	698,716	100.0%	21,432	3.1%

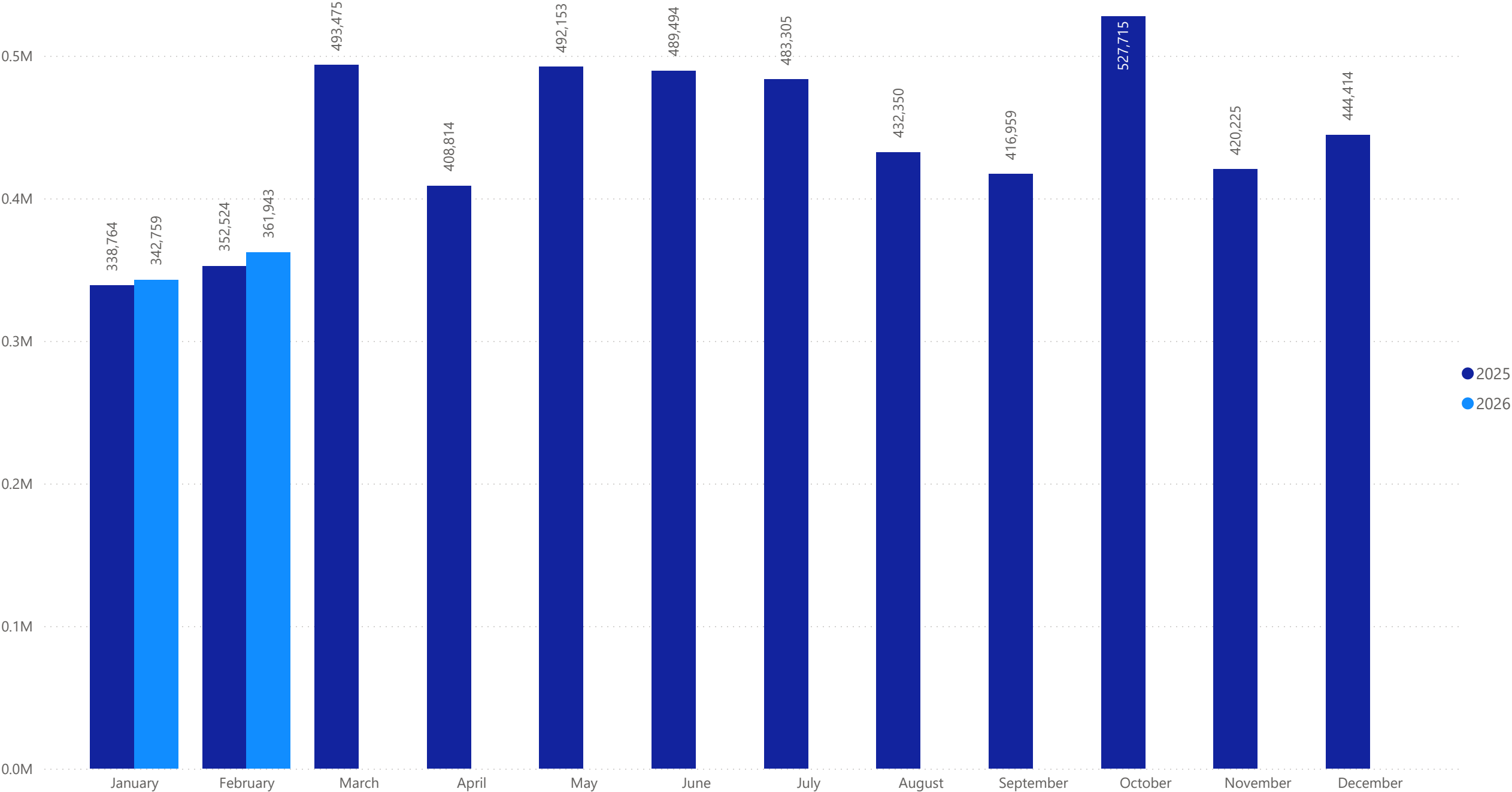
Indianapolis International Airport
Total Passengers
Current Month-February 2026

Operator	Carrier	Enplaning	Enplaning % of Total	Deplaning	Total	% of Total
ALASKA AIRLINES, INC.						
	ALASKA AIRLINES, INC.	3,510	1.0%	3,885	7,395	1.0%
	ALASKA AIRLINES, INC. Total	3,510	1.0%	3,885	7,395	1.0%
MILLION AIR / INDIANAPOLIS AVIATION PARTNERS, LLC						
	MILLION AIR / INDIANAPOLIS AVIATION PARTNERS, LLC	1,385	0.4%	1,163	2,548	0.4%
	MILLION AIR / INDIANAPOLIS AVIATION PARTNERS, LLC Total	1,385	0.4%	1,163	2,548	0.4%
SPIRIT AIRLINES						
	SPIRIT AIRLINES	14,790	4.1%	16,855	31,645	4.4%
	SPIRIT AIRLINES Total	14,790	4.1%	16,855	31,645	4.4%
SUN COUNTRY AIRLINES / SUN COUNTRY, INC						
	SUN COUNTRY AIRLINES / SUN COUNTRY, INC	286	0.1%	335	621	0.1%
	SUN COUNTRY AIRLINES / SUN COUNTRY, INC Total	286	0.1%	335	621	0.1%
AIR CANADA EXPRESS / JAZZ AVIATION LP						
	AIR CANADA EXPRESS / JAZZ AVIATION LP	0	0.0%	0	0	0.0%
	AIR CANADA EXPRESS / JAZZ AVIATION LP Total	0	0.0%	0	0	0.0%
ALLEGiant AIR						
	ALLEGiant AIR	15,512	4.3%	15,009	30,521	4.2%
	ALLEGiant AIR Total	15,512	4.3%	15,009	30,521	4.2%
AMERICAN AIRLINES						
	AMERICAN AIRLINES, INC	89,961	24.9%	87,713	177,674	24.7%
	AMERICAN AIRLINES Total	89,961	24.9%	87,713	177,674	24.7%
DELTA AIR LINES						
	DELTA AIR LINES, INC	67,662	18.7%	67,220	134,882	18.7%
	DELTA AIR LINES Total	67,662	18.7%	67,220	134,882	18.7%
FRONTIER AIRLINE						
	FRONTIER AIRLINES, INC.	9,756	2.7%	10,269	20,025	2.8%
	FRONTIER AIRLINE Total	9,756	2.7%	10,269	20,025	2.8%
SIGNATURE FLIGHT SERVICES						
	SIGNATURE FLIGHT SUPPORT LLC.	0	0.0%	0	0	0.0%
	SIGNATURE FLIGHT SERVICES Total	0	0.0%	0	0	0.0%
SOUTHWEST AIRLINES						
	SOUTHWEST AIRLINES	113,088	31.2%	109,525	222,613	30.9%
	SOUTHWEST AIRLINES Total	113,088	31.2%	109,525	222,613	30.9%
UNITED AIRLINES						
	UNITED AIRLINES	45,339	12.5%	45,513	90,852	12.6%
	UNITED AIRLINES Total	45,339	12.5%	45,513	90,852	12.6%
AER LINGUS LIMITED						
	AER LINGUS LIMITED	646	0.2%	597	1,243	0.2%
	AER LINGUS LIMITED Total	646	0.2%	597	1,243	0.2%
OTHER CARGO CARRIERS						
	OTHER CARGO CARRIERS	8	0.0%	121	129	0.0%
	OTHER CARGO CARRIERS Total	8	0.0%	121	129	0.0%
	Total	361,943	100.0%	358,205	720,148	100.0%

Indianapolis International Airport
Total Passengers
Year To Date - February 2026

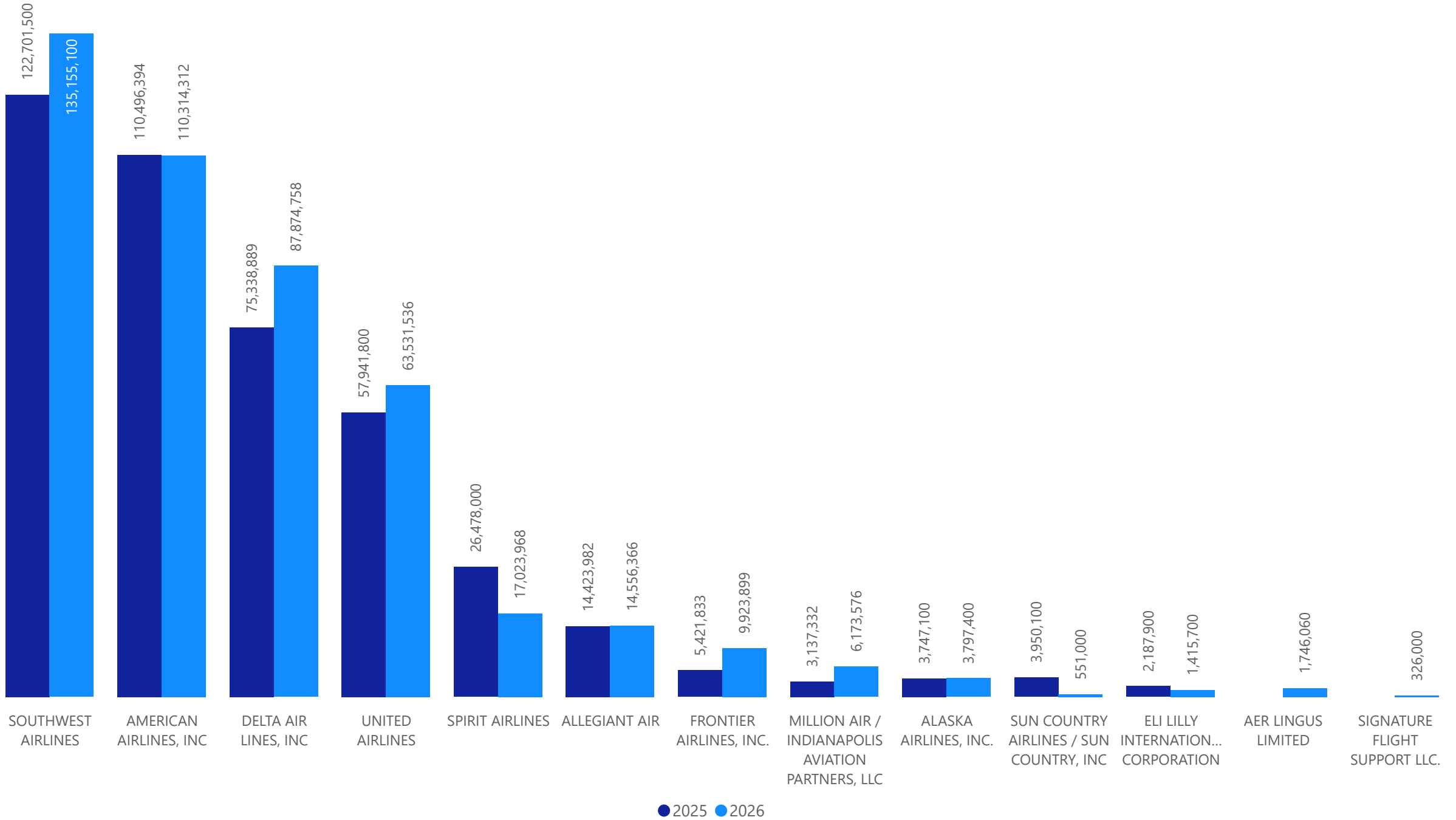
Operator	Carrier	Enplaning	Enplaning % of Total	Deplaning	Total	% of Total
ALASKA AIRLINES, INC.						
	ALASKA AIRLINES, INC.	7,000	1.0%	7,764	14,764	1.0%
	ALASKA AIRLINES, INC. Total	7,000	1.0%	7,764	14,764	1.0%
MILLION AIR / INDIANAPOLIS AVIATION PARTNERS, LLC						
	MILLION AIR / INDIANAPOLIS AVIATION PARTNERS, LLC	2,161	0.3%	2,482	4,643	0.3%
	MILLION AIR / INDIANAPOLIS AVIATION PARTNERS, LLC Total	2,161	0.3%	2,482	4,643	0.3%
SPIRIT AIRLINES						
	SPIRIT AIRLINES	31,038	4.4%	33,710	64,748	4.5%
	SPIRIT AIRLINES Total	31,038	4.4%	33,710	64,748	4.5%
SUN COUNTRY AIRLINES / SUN COUNTRY, INC						
	SUN COUNTRY AIRLINES / SUN COUNTRY, INC	561	0.1%	699	1,260	0.1%
	SUN COUNTRY AIRLINES / SUN COUNTRY, INC Total	561	0.1%	699	1,260	0.1%
AIR CANADA EXPRESS / JAZZ AVIATION LP						
	AIR CANADA EXPRESS / JAZZ AVIATION LP	0	0.0%	0	0	0.0%
	AIR CANADA EXPRESS / JAZZ AVIATION LP Total	0	0.0%	0	0	0.0%
ALLEGiant AIR						
	ALLEGiant AIR	31,538	4.5%	31,483	63,021	4.4%
	ALLEGiant AIR Total	31,538	4.5%	31,483	63,021	4.4%
AMERICAN AIRLINES						
	AMERICAN AIRLINES, INC	174,334	24.7%	178,574	352,908	24.6%
	AMERICAN AIRLINES Total	174,334	24.7%	178,574	352,908	24.6%
DELTA AIR LINES						
	DELTA AIR LINES, INC	131,935	18.7%	137,413	269,348	18.8%
	DELTA AIR LINES Total	131,935	18.7%	137,413	269,348	18.8%
FRONTIER AIRLINE						
	FRONTIER AIRLINES, INC.	17,584	2.5%	18,840	36,424	2.5%
	FRONTIER AIRLINE Total	17,584	2.5%	18,840	36,424	2.5%
SIGNATURE FLIGHT SERVICES						
	SIGNATURE FLIGHT SUPPORT LLC.	0	0.0%	0	0	0.0%
	SIGNATURE FLIGHT SERVICES Total	0	0.0%	0	0	0.0%
SOUTHWEST AIRLINES						
	SOUTHWEST AIRLINES	217,042	30.8%	225,222	442,264	30.9%
	SOUTHWEST AIRLINES Total	217,042	30.8%	225,222	442,264	30.9%
UNITED AIRLINES						
	UNITED AIRLINES	90,539	12.8%	91,229	181,768	12.7%
	UNITED AIRLINES Total	90,539	12.8%	91,229	181,768	12.7%
AER LINGUS LIMITED						
	AER LINGUS LIMITED	946	0.1%	957	1,903	0.1%
	AER LINGUS LIMITED Total	946	0.1%	957	1,903	0.1%
OTHER CARGO CARRIERS						
	OTHER CARGO CARRIERS	24	0.0%	130	154	0.0%
	OTHER CARGO CARRIERS Total	24	0.0%	130	154	0.0%
	Total	704,702	100.0%	728,503	1,433,205	100.0%

Traffic Forecast (Enplaned Passenger)

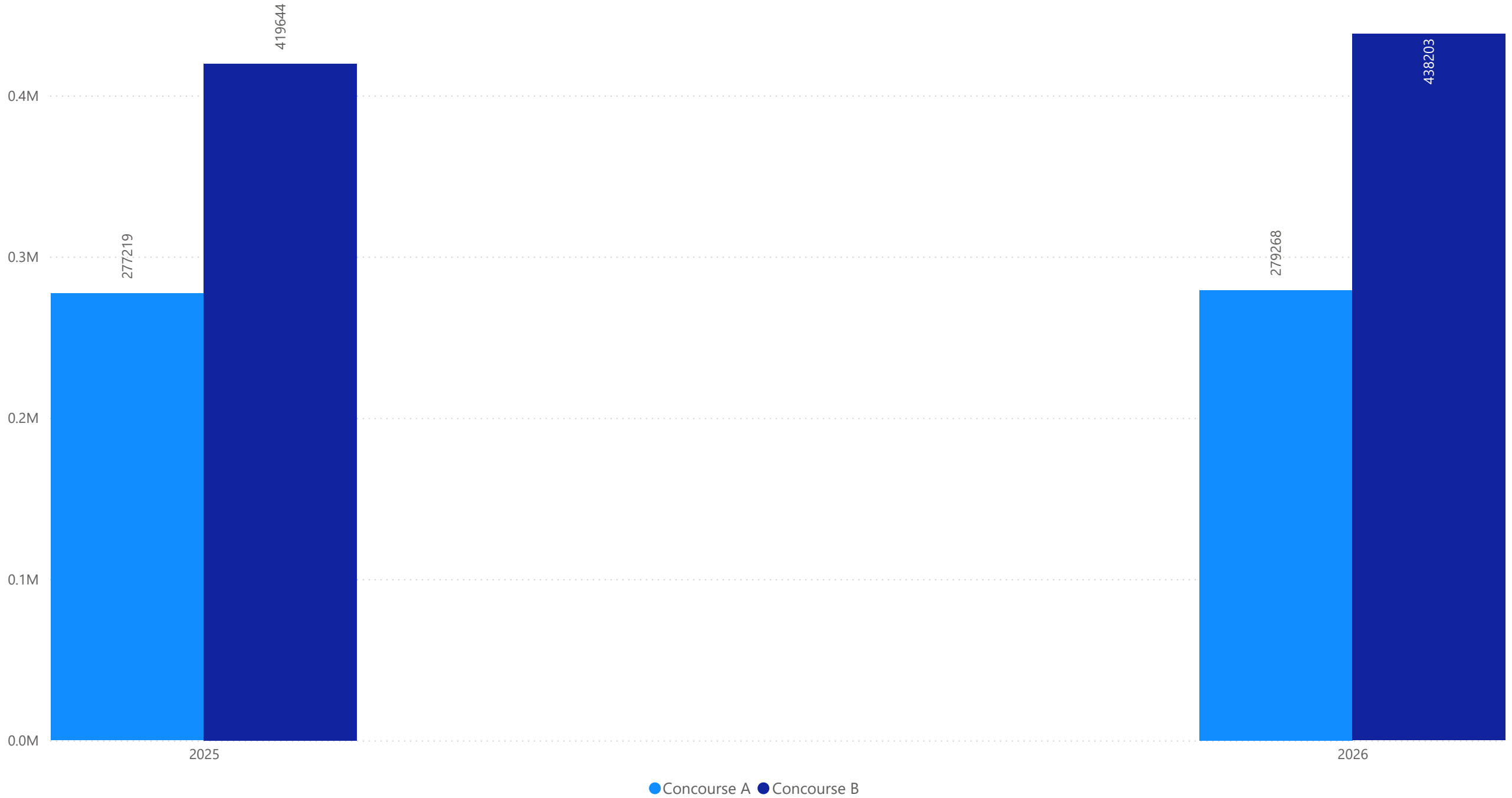




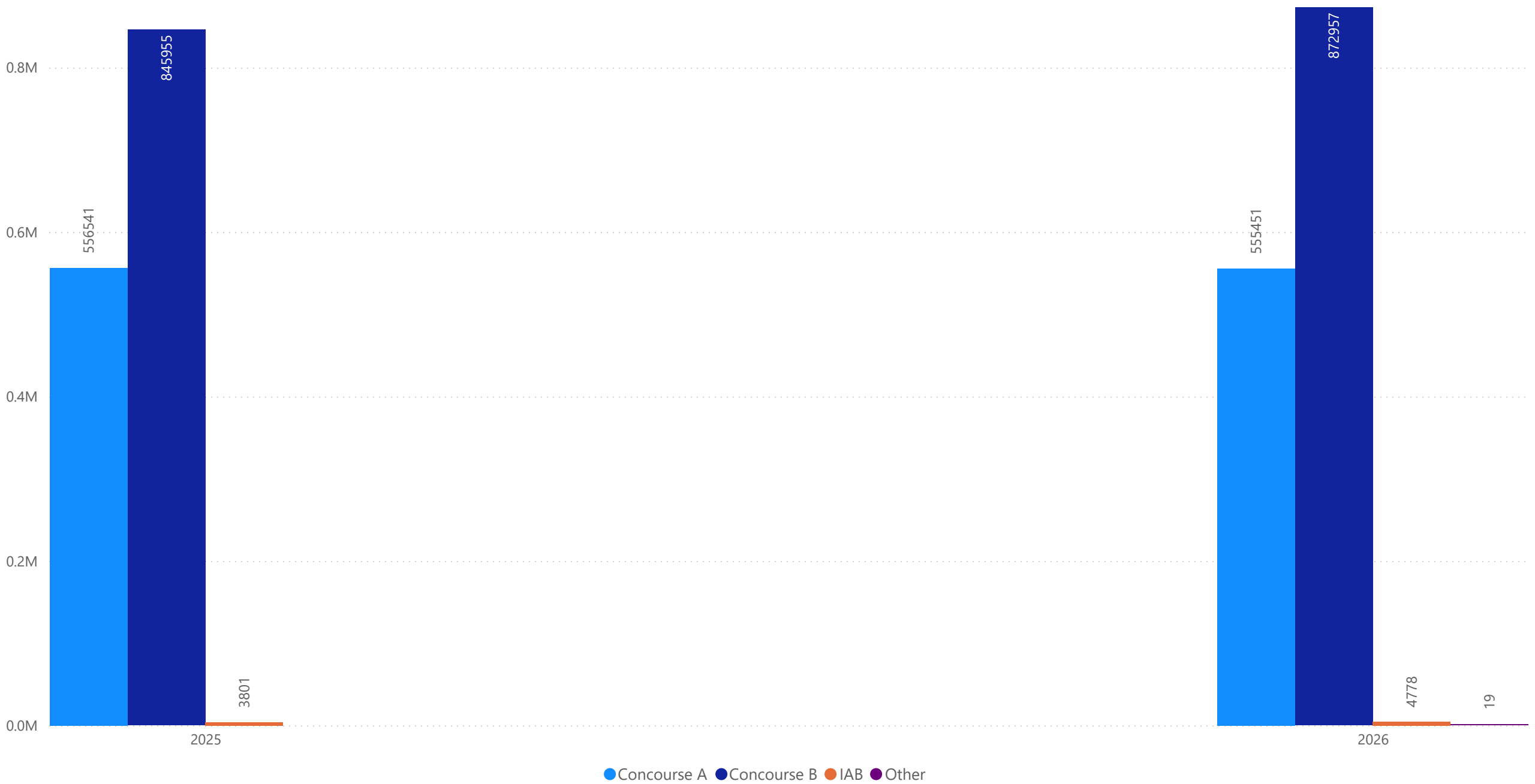
Landing Weights for Passenger Aircraft Current Month vs Previous Month Previous Year



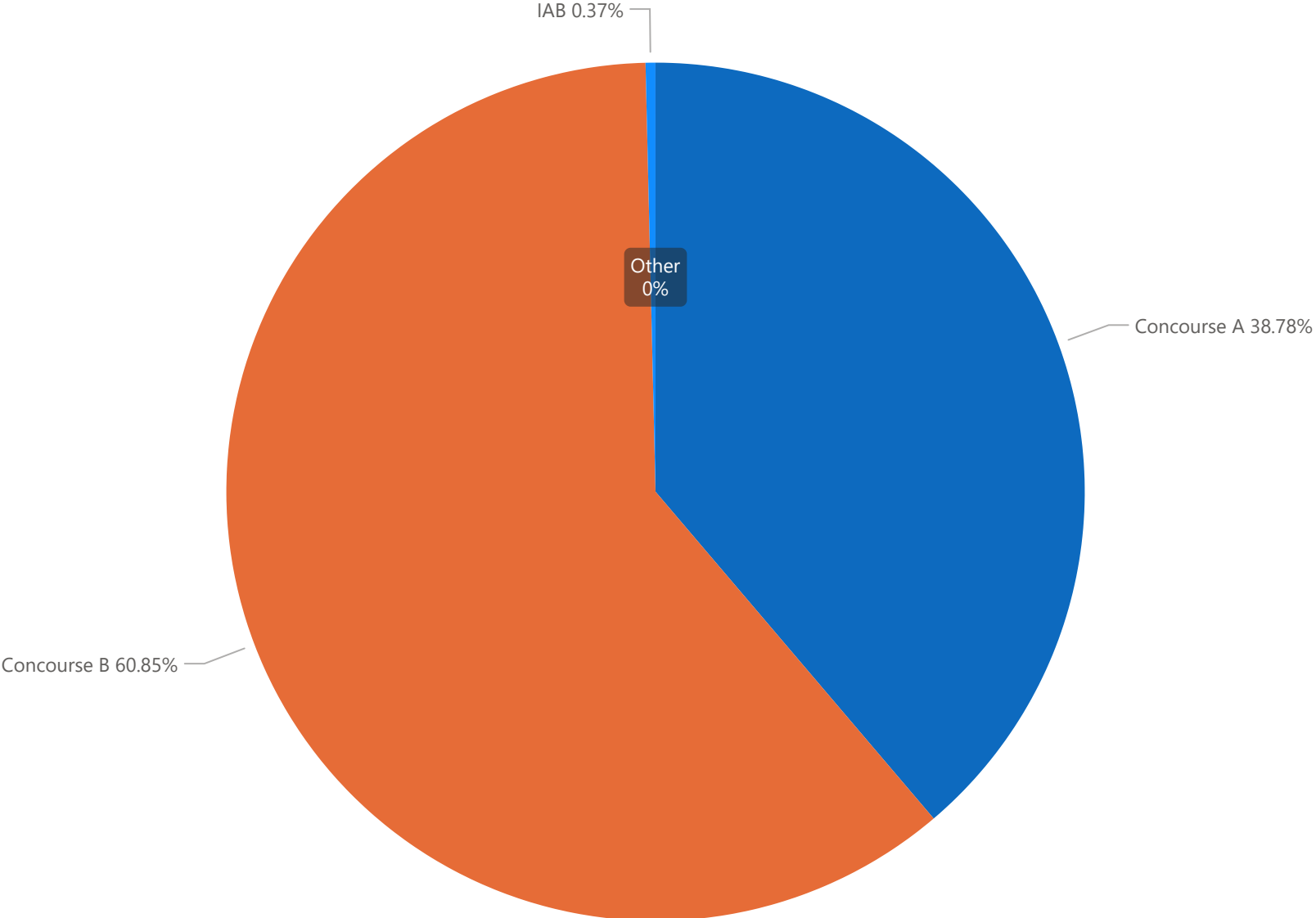
February Passenger Share per Concourse



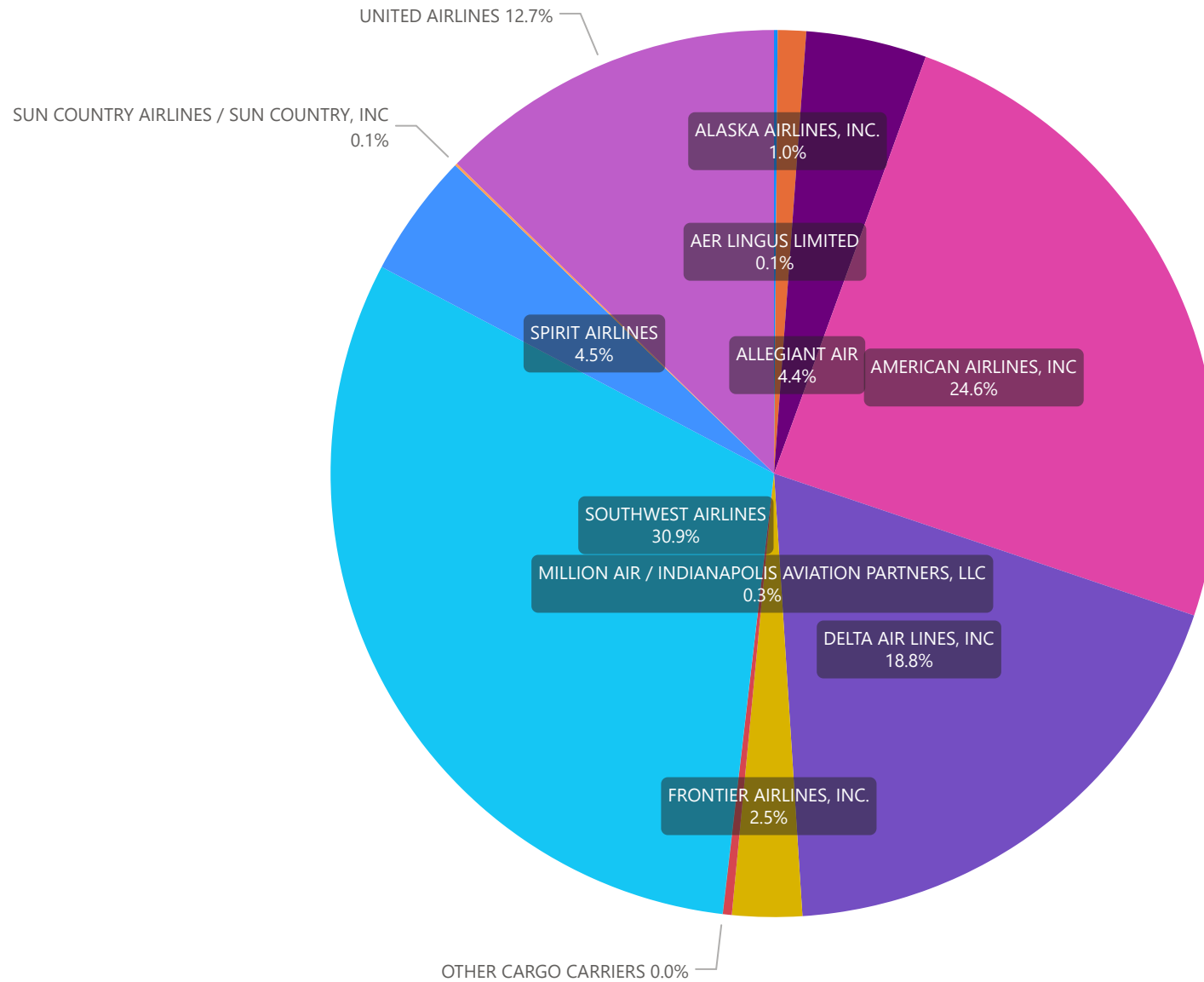
Year To Date Passenger Share Per Concourse



Passenger Share per Concourse By Current Month

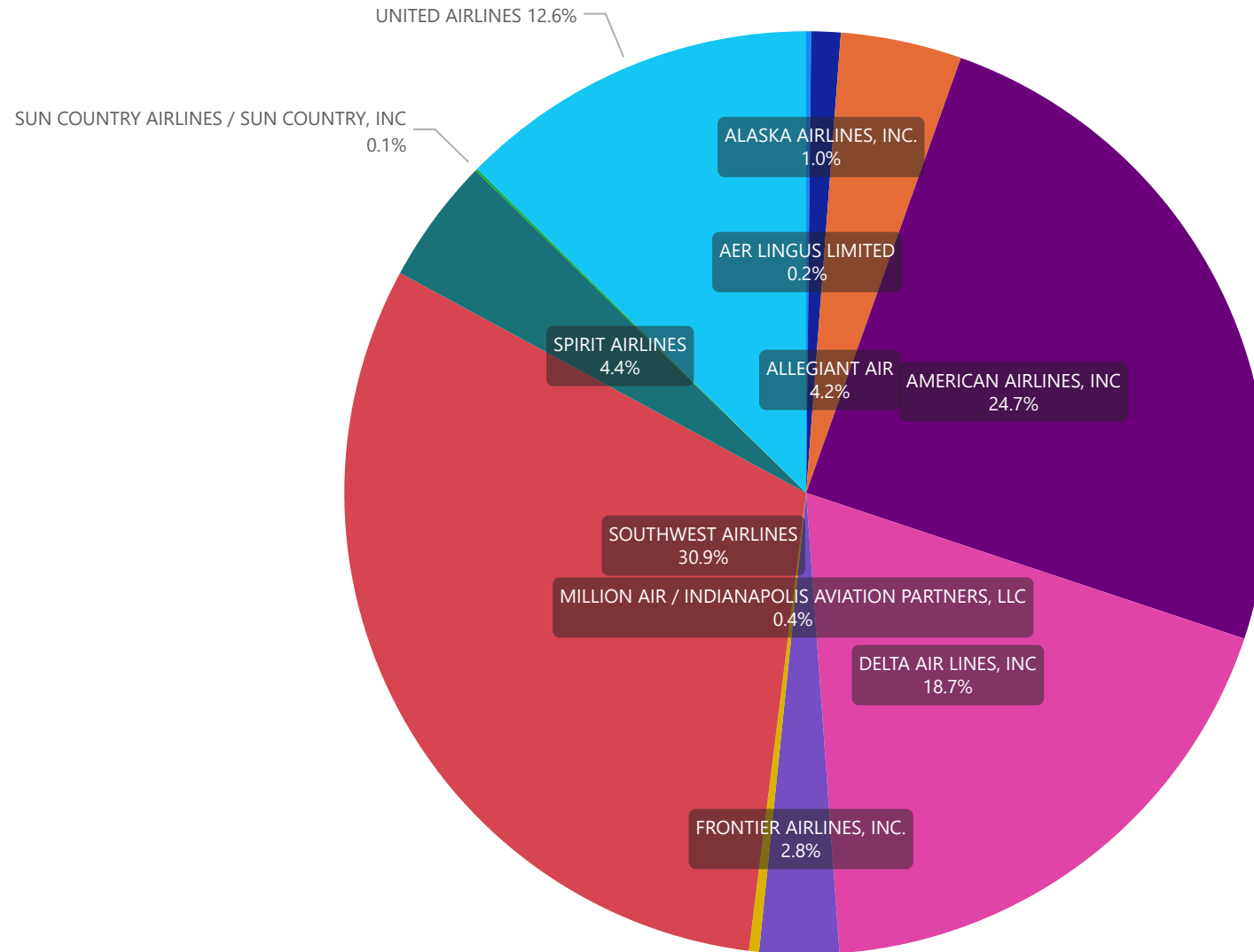


Year To Date Market Share by Group / Airline / Total Passengers





Market Share Current Month



Enplaned Passengers

