



IND Airline | March
Activity Report | 2026

Indianapolis International Airport

Airline Activity Summary

For Month Ending March 2026

Passenger

		Mar(cur)	Mar(pre)	Difference	% Change	YTD Mar(cur)	YTD Mar(pre)	Difference	% Change
Domestic									
Domestic	DEPLANING	478,034	464,472	13,562	2.9%	1,196,262	1,170,626	25,636	2.2%
	ENPLANING	484,758	488,270	-3,512	-0.7%	1,179,797	1,168,661	11,136	1.0%
	Subtotal	962,792	952,742	10,050	1.1%	2,376,059	2,339,287	36,772	1.6%
Charter	DEPLANING	1,982	3,845	-1,863	-48.5%	6,192	7,641	-1,449	-19.0%
	ENPLANING	1,967	2,976	-1,009	-33.9%	5,695	8,705	-3,010	-34.6%
	Subtotal	3,949	6,821	-2,872	-42.1%	11,887	16,346	-4,459	-27.3%
Total Domestic		966,741	959,563	7,178	0.7%	2,387,946	2,355,633	32,313	1.4%
International									
	DEPLANING	5,203	2,424	2,779	114.6%	11,268	7,483	3,785	50.6%
	ENPLANING	5,592	2,229	3,363	150.9%	11,527	7,397	4,130	55.8%
	Subtotal	10,795	4,653	6,142	132.0%	22,795	14,880	7,915	53.2%
Total International		10,795	4,653	6,142	132.0%	22,795	14,880	7,915	53.2%
	Deplaning	485,219	470,741	14,478	3.1%	1,213,722	1,185,750	27,972	2.4%
	Enplaning	492,317	493,475	-1,158	-0.2%	1,197,019	1,184,763	12,256	1.0%
	Subtotal	977,536	964,216	13,320	1.4%	2,410,741	2,370,513	40,228	1.7%
Total Passengers		977,536	964,216	13,320	1.4%	2,410,741	2,370,513	40,228	1.7%

Air Cargo (in tons)

Air Mail	Inbound	0	0	0	100.0%		0		#Error
	Outbound	0	0	0	100.0%		0		#Error
	Subtotal	0	0	0	100.0%		0		#Error
Freight Domestic	Inbound	31,740	27,270	4,470	16.4%	89,200	81,276	7,924	9.7%
	Outbound	36,190	30,445	5,745	18.9%	101,331	90,103	11,228	12.5%
	Subtotal	67,930	57,715	10,215	17.7%	190,531	171,379	19,152	11.2%
Freight Intl	Inbound	6,655	6,441	214	3.3%	18,029	17,775	255	1.4%
	Outbound	5,375	6,074	0	-11.5%	14,332	17,424	-3,092	-17.7%
	Subtotal	12,030	12,515	0	-3.9%	32,361	35,198	-2,837	-8.1%
Total Cargo		79,960	70,230	9,730	13.9%	222,892	206,577	16,315	7.9%

Aircraft Operations

Aircraft	Air Carrier	12,177	11,455	722	6.3%	32,326	30,305	2,021	6.7%
	Air Taxi	2,782	4,125	-1,343	-32.6%	8,519	10,854	-2,335	-21.5%
	Civil Itinerant	1,363	1,433	-70	-4.9%	3,603	3,653	-50	-1.4%
	Military Itinerant	121	43	78	181.4%	309	172	137	79.7%
Total Operations		16,443	17,056	-613	-3.6%	44,757	44,984	-227	-0.5%

Landing Weights

Landing	Freight Aircraft	189,420	165,383	24,037	14.5%	537,394	505,204	32,190	6.4%
	Passenger Aircraft	291,857	283,178	8,679	3.1%	752,918	713,462	39,456	5.5%
Total Landed Weights		481,277	448,561	32,716	7.3%	1,290,312	1,218,666	71,646	5.9%

**Indianapolis International Airport
Deplanement Cumulative Year To Date**

Carriers	January	February	March	April	May	June	July	August	September	October	November	December	Total
AER LINGUS LIMITED	360	597	2,085	-	-	-	-	-	-	-	-	-	3,042
AIR CANADA EXPRESS / JAZZ AVIATION LP	-	-	-	-	-	-	-	-	-	-	-	-	-
ALASKA AIRLINES, INC.	3,879	3,885	5,899	-	-	-	-	-	-	-	-	-	13,663
ALLEGiant AIR	16,474	15,009	28,431	-	-	-	-	-	-	-	-	-	59,914
AMERICAN AIRLINES, INC	90,861	87,713	111,273	-	-	-	-	-	-	-	-	-	289,847
DELTA AIR LINES, INC	70,193	67,220	83,184	-	-	-	-	-	-	-	-	-	220,597
ELI LILLY INTERNATIONAL CORPORATION	-	-	-	-	-	-	-	-	-	-	-	-	-
FRONTIER AIRLINES, INC.	8,571	10,269	18,569	-	-	-	-	-	-	-	-	-	37,409
MILLION AIR / INDIANAPOLIS AVIATION PARTNERS, LLC	1,319	1,163	988	-	-	-	-	-	-	-	-	-	3,470
SIGNATURE FLIGHT SUPPORT LLC.	-	-	-	-	-	-	-	-	-	-	-	-	-
SOUTHWEST AIRLINES	115,697	109,525	161,350	-	-	-	-	-	-	-	-	-	386,572
SPIRIT AIRLINES	16,855	16,855	14,863	-	-	-	-	-	-	-	-	-	48,573
SUN COUNTRY AIRLINES / SUN COUNTRY, INC	364	335	328	-	-	-	-	-	-	-	-	-	1,027
TOTAL	-	-	-	-	-	-	-	-	-	-	-	-	-
UNITED AIRLINES	45,716	45,513	58,244	-	-	-	-	-	-	-	-	-	149,473
OTHER CARGO CARRIERS	9	121	5	-	-	-	-	-	-	-	-	-	135
Total	370,298	358,205	485,219	-	-	-	-	-	-	-	-	-	1,213,722
2025 Actual	368,817	346,192	470,741	449,596	490,211	483,213	512,513	429,466	419,870	529,134	411,762	404,386	5,315,901

Indianapolis International Airport

Cargo Activity Report Cumulative Year To Date

Carrier	January	February	March	April	May	June	July	August	September	October	November	December	Total
Passenger Carriers													
AER LINGUS LIMITED	1,012	2,306	2,729										6,047
AIR CANADA	-	-	-										-
Air Canada / AIR GEORGIAN LIMITED DBA AIR CANADA EXPRESS	-	-	-										-
AIR CANADA EXPRESS / JAZZ AVIATION LP	-	-	-										-
ALASKA AIRLINES, INC.	11,578	6,276	15,612										33,466
ALLEGiant AIR	-	-	-										-
AMERICAN AIRLINES, INC	22,264	32,899	39,933										95,096
DELTA AIR LINES, INC	53,977	62,870	83,013										199,860
FRONTIER AIRLINES, INC.	-	-	-										-
SOUTHWEST AIRLINES	278,086	272,502	288,241										838,829
SPIRIT AIRLINES	-	-	-										-
SUN COUNTRY AIRLINES / SUN COUNTRY, INC	-	-	-										-
SWIFT AIR / AVIATION ADVANTAGE INC.	-	-	-										-
SWIFT AIR, LLC DBA IAERO AIRWAYS	-	-	-										-
UNITED AIRLINES	58,823	3,701	37,495										100,019
UNITED EXPRESS / REPUBLIC AIRLINES, INC / UNITED EXPRESS	-	-	-										-
VIRGIN ATLANTIC, INC	-	-	-										-
Passenger Carriers Totals	425,740	380,554	467,023										1,273,317
Cargo Carriers													
ABX AIR INC.	-	-	-										-
AIRNET II, LLC	370	15	235										620
ATLAS AIR, INC.	202,393	255,553	803,574										1,261,520
CARGOLUX AIRLINES INTERNATIONAL S.A.	1,388,802	1,614,092	1,714,315										4,717,209
CSA AIR, INC	15,556	18,887	12,116										46,559
FEDERAL EXPRESS CORP	138,433,916	142,612,821	155,811,895										436,858,632
KALITTA AIR, LLC	-	-	460,185										460,185
KALITTA CHARTERS II, LLC	-	-	-										-
KALITTA CHARTERS, LLC	581	411	-										992
MOUNTAIN AIR CARGO	70,218	61,946	359,778										491,942
SIGNATURE FLIGHT SUPPORT LLC.	-	-	-										-
UNITED PARCEL SERVICE INC, AN OHIO CORPORATION	-	-	-										-
WORLDWIDE FLIGHT SERVICES, INC.	34,000	348,218	291,252										673,470
Cargo Carriers Totals	140,145,836	144,911,943	159,453,349										444,511,129
Grand Totals	140,571,576	145,292,497	159,920,372										445,784,446

Indianapolis International Airport

2026 Cargo Summary

Mail	January	February	March	April	May	June	July	August	September	October	November	December	Total
Inbound	-	-	-	-	-	-	-	-	-	-	-	-	-
Outbound	-	-	-	-	-	-	-	-	-	-	-	-	-
Total Mail	-	-	-	-	-	-	-	-	-	-	-	-	-
Domestic Freight													
Inbound	28,382	29,078	31,740	-	-	-	-	-	-	-	-	-	89,200
Outbound	31,824	33,317	36,190	-	-	-	-	-	-	-	-	-	101,331
International Freight													
Inbound	5,849	5,526	6,655	-	-	-	-	-	-	-	-	-	18,029
Outbound	4,231	4,725	5,375	-	-	-	-	-	-	-	-	-	14,332
Total Freight	70,286	72,646	79,960	-	-	-	-	-	-	-	-	-	222,892
Total Freight and Mail	70,286	72,646	79,960	-	-	-	-	-	-	-	-	-	222,892
Same Month 2025	69,609	66,738	70,230	78,926	72,715	71,440	82,279	74,511	74,545	84,716	71,010	82,346	899,065
Difference	677	5,908	9,730	-78,926	-72,715	-71,440	-82,279	-74,511	-74,545	-84,716	-71,010	-82,346	-676,173
% Change	1%	9%	14%										
Carrier Totals - By Pounds & Tons													
Passenger Aircraft	425,740	380,554	467,023	-	-	-	-	-	-	-	-	-	1,273,317
Tonnage	213	190	234	-	-	-	-	-	-	-	-	-	637
CARGOLUX AIRLINES INTERNATIONAL S.A.	1,388,802	1,614,092	1,714,315	-	-	-	-	-	-	-	-	-	4,717,209
CSA AIR, INC	15,556	18,887	12,116	-	-	-	-	-	-	-	-	-	46,559
FEDERAL EXPRESS CORP	138,433,916	142,612,821	155,811,895	-	-	-	-	-	-	-	-	-	436,858,632
OTHER CARGO CARRIERS	307,562	666,143	1,915,024	-	-	-	-	-	-	-	-	-	2,888,729
SIGNATURE FLIGHT SUPPORT LLC.	-	-	-	-	-	-	-	-	-	-	-	-	-
Total Cargo Carriers	140,145,836	144,911,943	159,453,349	-	-	-	-	-	-	-	-	-	444,511,129
Tonnage	70,073	72,456	79,727	-	-	-	-	-	-	-	-	-	222,256
Total Cargo	70,286	72,646	79,960	-	-	-	-	-	-	-	-	-	222,892
2026 YTD	70,286	142,932	222,892	-	-	-	-	-	-	-	-	-	222,892
2025 YTD	69,609	136,347	206,577	285,503	358,218	429,658	511,937	586,448	660,993	745,709	816,719	899,065	899,065

Indianapolis International Airport
Total Passengers
Current Month (March 2026) vs. Previous Month (February 2026)

Operator	Carrier	March 2026		February 2026		Difference	% Change
		Total	% Total	Total	% Total		
ALASKA AIRLINES, INC.							
	ALASKA AIRLINES, INC.	11,463	1.2%	7,395	1.0%	4,068	55.0%
	ALASKA AIRLINES, INC. Total	11,463	1.2%	7,395	1.0%	4,068	55.0%
INDIANAPOLIS AVIATION PARTNERS, LLC							
	INDIANAPOLIS AVIATION PARTNERS, LLC	2,065	0.2%	2,548	0.4%	-483	-19.0%
	INDIANAPOLIS AVIATION PARTNERS, LLC Total	2,065	0.2%	2,548	0.4%	-483	-19.0%
SPIRIT AIRLINES							
	SPIRIT AIRLINES	29,368	3.0%	31,645	4.4%	-2,277	-7.2%
	SPIRIT AIRLINES Total	29,368	3.0%	31,645	4.4%	-2,277	-7.2%
SUN COUNTRY AIRLINES / SUN COUNTRY, INC							
	SUN COUNTRY AIRLINES / SUN COUNTRY, INC	659	0.1%	621	0.1%	38	6.1%
	SUN COUNTRY AIRLINES / SUN COUNTRY, INC Total	659	0.1%	621	0.1%	38	6.1%
AIR CANADA JAZZ							
	AIR CANADA EXPRESS / JAZZ AVIATION LP	0	0.0%	0	0.0%	0	0.0%
	AIR CANADA JAZZ Total	0	0.0%	0	0.0%	0	0.0%
ALLEGiant AIR							
	ALLEGiant AIR	57,949	5.9%	30,521	4.2%	27,428	89.9%
	ALLEGiant AIR Total	57,949	5.9%	30,521	4.2%	27,428	89.9%
AMERICAN AIRLINES							
	AMERICAN AIRLINES, INC	224,179	22.9%	177,674	24.7%	46,505	26.2%
	AMERICAN AIRLINES Total	224,179	22.9%	177,674	24.7%	46,505	26.2%
DELTA AIR LINES							
	DELTA AIR LINES, INC	164,862	16.9%	134,882	18.7%	29,980	22.2%
	DELTA AIR LINES Total	164,862	16.9%	134,882	18.7%	29,980	22.2%
FRONTIER AIRLINE							
	FRONTIER AIRLINES, INC.	37,679	3.9%	20,025	2.8%	17,654	88.2%
	FRONTIER AIRLINE Total	37,679	3.9%	20,025	2.8%	17,654	88.2%
SIGNATURE FLIGHT SERVICES							
	SIGNATURE FLIGHT SUPPORT LLC.	0	0.0%	0	0.0%	0	0.0%
	SIGNATURE FLIGHT SERVICES Total	0	0.0%	0	0.0%	0	0.0%
SOUTHWEST AIRLINES							
	SOUTHWEST AIRLINES	330,424	33.8%	222,613	30.9%	107,811	48.4%
	SOUTHWEST AIRLINES Total	330,424	33.8%	222,613	30.9%	107,811	48.4%
UNITED AIRLINES							
	UNITED AIRLINES	114,502	11.7%	90,852	12.6%	23,650	26.0%
	UNITED AIRLINES Total	114,502	11.7%	90,852	12.6%	23,650	26.0%
AER LINGUS LIMITED							
	AER LINGUS LIMITED	4,376	0.4%	1,243	0.2%	3,133	252.1%
	AER LINGUS LIMITED Total	4,376	0.4%	1,243	0.2%	3,133	252.1%
OTHER CARGO CARRIERS							
	OTHER CARGO CARRIERS	10	0.0%	129	0.0%	-119	-92.2%
	OTHER CARGO CARRIERS Total	10	0.0%	129	0.0%	-119	-92.2%
	Total	977,536	100.0%	720,148	100.0%	257,388	35.7%

Indianapolis International Airport

Total Passengers

Current Month (March 2026) Same Month Previous Year (March 2025)

Operator	Carrier	March 2026		March 2025		Difference	% Change
		Total	% Total	Total	% Total		
ALASKA AIRLINES, INC.							
	ALASKA AIRLINES, INC.	11,463	1.2%	9,962	1.0%	1,501	15.1%
	ALASKA AIRLINES, INC. Total	11,463	1.2%	9,962	1.0%	1,501	15.1%
INDIANAPOLIS AVIATION PARTNERS, LLC							
	INDIANAPOLIS AVIATION PARTNERS, LLC	2,065	0.2%	4,922	0.4%	-2,857	-58.0%
	INDIANAPOLIS AVIATION PARTNERS, LLC Total	2,065	0.2%	4,922	0.4%	-2,857	-58.0%
SPIRIT AIRLINES							
	SPIRIT AIRLINES	29,368	3.0%	74,452	7.8%	-45,084	-60.6%
	SPIRIT AIRLINES Total	29,368	3.0%	74,452	7.8%	-45,084	-60.6%
SUN COUNTRY AIRLINES / SUN COUNTRY, INC							
	SUN COUNTRY AIRLINES / SUN COUNTRY, INC	659	0.1%	616	0.1%	43	7.0%
	SUN COUNTRY AIRLINES / SUN COUNTRY, INC Total	659	0.1%	616	0.1%	43	7.0%
AIR CANADA JAZZ							
	AIR CANADA EXPRESS / JAZZ AVIATION LP	0	0.0%	0	0.0%	0	0.0%
	AIR CANADA JAZZ Total	0	0.0%	0	0.0%	0	0.0%
ALLEGiant AIR							
	ALLEGiant AIR	57,949	5.9%	54,012	5.7%	3,937	7.3%
	ALLEGiant AIR Total	57,949	5.9%	54,012	5.7%	3,937	7.3%
AMERICAN AIRLINES							
	AMERICAN AIRLINES, INC	224,179	22.9%	226,330	23.4%	-2,151	-1.0%
	AMERICAN AIRLINES Total	224,179	22.9%	226,330	23.4%	-2,151	-1.0%
DELTA AIR LINES							
	DELTA AIR LINES, INC	164,862	16.9%	156,780	16.3%	8,082	5.2%
	DELTA AIR LINES Total	164,862	16.9%	156,780	16.3%	8,082	5.2%
FRONTIER AIRLINE							
	FRONTIER AIRLINES, INC.	37,679	3.9%	23,211	2.5%	14,468	62.3%
	FRONTIER AIRLINE Total	37,679	3.9%	23,211	2.5%	14,468	62.3%
SIGNATURE FLIGHT SERVICES							
	SIGNATURE FLIGHT SUPPORT LLC.	0	0.0%	260	0.0%	-260	-100.0%
	SIGNATURE FLIGHT SERVICES Total	0	0.0%	260	0.0%	-260	-100.0%
SOUTHWEST AIRLINES							
	SOUTHWEST AIRLINES	330,424	33.8%	306,531	32.0%	23,893	7.8%
	SOUTHWEST AIRLINES Total	330,424	33.8%	306,531	32.0%	23,893	7.8%
UNITED AIRLINES							
	UNITED AIRLINES	114,502	11.7%	107,136	10.8%	7,366	6.9%
	UNITED AIRLINES Total	114,502	11.7%	107,136	10.8%	7,366	6.9%
AER LINGUS LIMITED							
	AER LINGUS LIMITED	4,376	0.4%	0	0.0%	4,376	437600.0%
	AER LINGUS LIMITED Total	4,376	0.4%	0	0.0%	4,376	437600.0%
OTHER CARGO CARRIERS							
	OTHER CARGO CARRIERS	10	0.0%	4	0.0%	6	150.0%
	OTHER CARGO CARRIERS Total	10	0.0%	4	0.0%	6	150.0%
	Total	977,536	100.0%	964,216	100.0%	13,320	1.4%

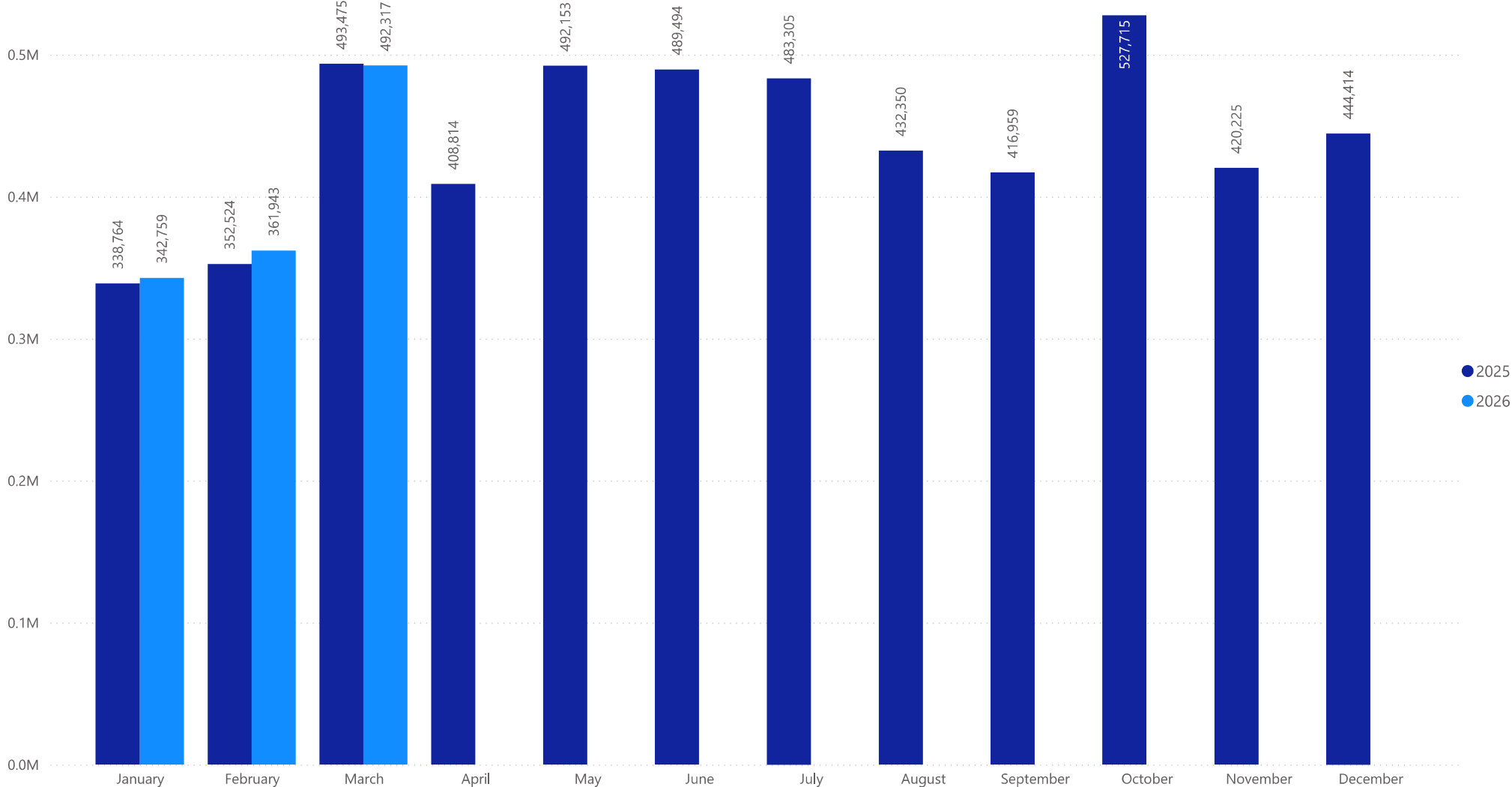
Indianapolis International Airport
Total Passengers
Current Month-March 2026

Operator	Carrier	Enplaning	Enplaning % of Total	Deplaning	Total	% of Total
ALASKA AIRLINES, INC.						
	ALASKA AIRLINES, INC.	5,564	1.1%	5,899	11,463	1.2%
	ALASKA AIRLINES, INC. Total	5,564	1.1%	5,899	11,463	1.2%
MILLION AIR / INDIANAPOLIS AVIATION PARTNERS, LLC						
	MILLION AIR / INDIANAPOLIS AVIATION PARTNERS, LLC	1,077	0.2%	988	2,065	0.2%
	MILLION AIR / INDIANAPOLIS AVIATION PARTNERS, LLC Total	1,077	0.2%	988	2,065	0.2%
SPIRIT AIRLINES						
	SPIRIT AIRLINES	14,505	2.9%	14,863	29,368	3.0%
	SPIRIT AIRLINES Total	14,505	2.9%	14,863	29,368	3.0%
SUN COUNTRY AIRLINES / SUN COUNTRY, INC						
	SUN COUNTRY AIRLINES / SUN COUNTRY, INC	331	0.1%	328	659	0.1%
	SUN COUNTRY AIRLINES / SUN COUNTRY, INC Total	331	0.1%	328	659	0.1%
AIR CANADA EXPRESS / JAZZ AVIATION LP						
	AIR CANADA EXPRESS / JAZZ AVIATION LP	0	0.0%	0	0	0.0%
	AIR CANADA EXPRESS / JAZZ AVIATION LP Total	0	0.0%	0	0	0.0%
ALLEGiant AIR						
	ALLEGiant AIR	29,518	6.0%	28,431	57,949	5.9%
	ALLEGiant AIR Total	29,518	6.0%	28,431	57,949	5.9%
AMERICAN AIRLINES						
	AMERICAN AIRLINES, INC	112,906	22.9%	111,273	224,179	22.9%
	AMERICAN AIRLINES Total	112,906	22.9%	111,273	224,179	22.9%
DELTA AIR LINES						
	DELTA AIR LINES, INC	81,678	16.6%	83,184	164,862	16.9%
	DELTA AIR LINES Total	81,678	16.6%	83,184	164,862	16.9%
FRONTIER AIRLINE						
	FRONTIER AIRLINES, INC.	19,110	3.9%	18,569	37,679	3.9%
	FRONTIER AIRLINE Total	19,110	3.9%	18,569	37,679	3.9%
SIGNATURE FLIGHT SERVICES						
	SIGNATURE FLIGHT SUPPORT LLC.	0	0.0%	0	0	0.0%
	SIGNATURE FLIGHT SERVICES Total	0	0.0%	0	0	0.0%
SOUTHWEST AIRLINES						
	SOUTHWEST AIRLINES	169,074	34.3%	161,350	330,424	33.8%
	SOUTHWEST AIRLINES Total	169,074	34.3%	161,350	330,424	33.8%
UNITED AIRLINES						
	UNITED AIRLINES	56,258	11.4%	58,244	114,502	11.7%
	UNITED AIRLINES Total	56,258	11.4%	58,244	114,502	11.7%
AER LINGUS LIMITED						
	AER LINGUS LIMITED	2,291	0.5%	2,085	4,376	0.4%
	AER LINGUS LIMITED Total	2,291	0.5%	2,085	4,376	0.4%
OTHER CARGO CARRIERS						
	OTHER CARGO CARRIERS	5	0.0%	5	10	0.0%
	OTHER CARGO CARRIERS Total	5	0.0%	5	10	0.0%
	Total	492,317	100.0%	485,219	977,536	100.0%

Indianapolis International Airport
Total Passengers
Year To Date - March 2026

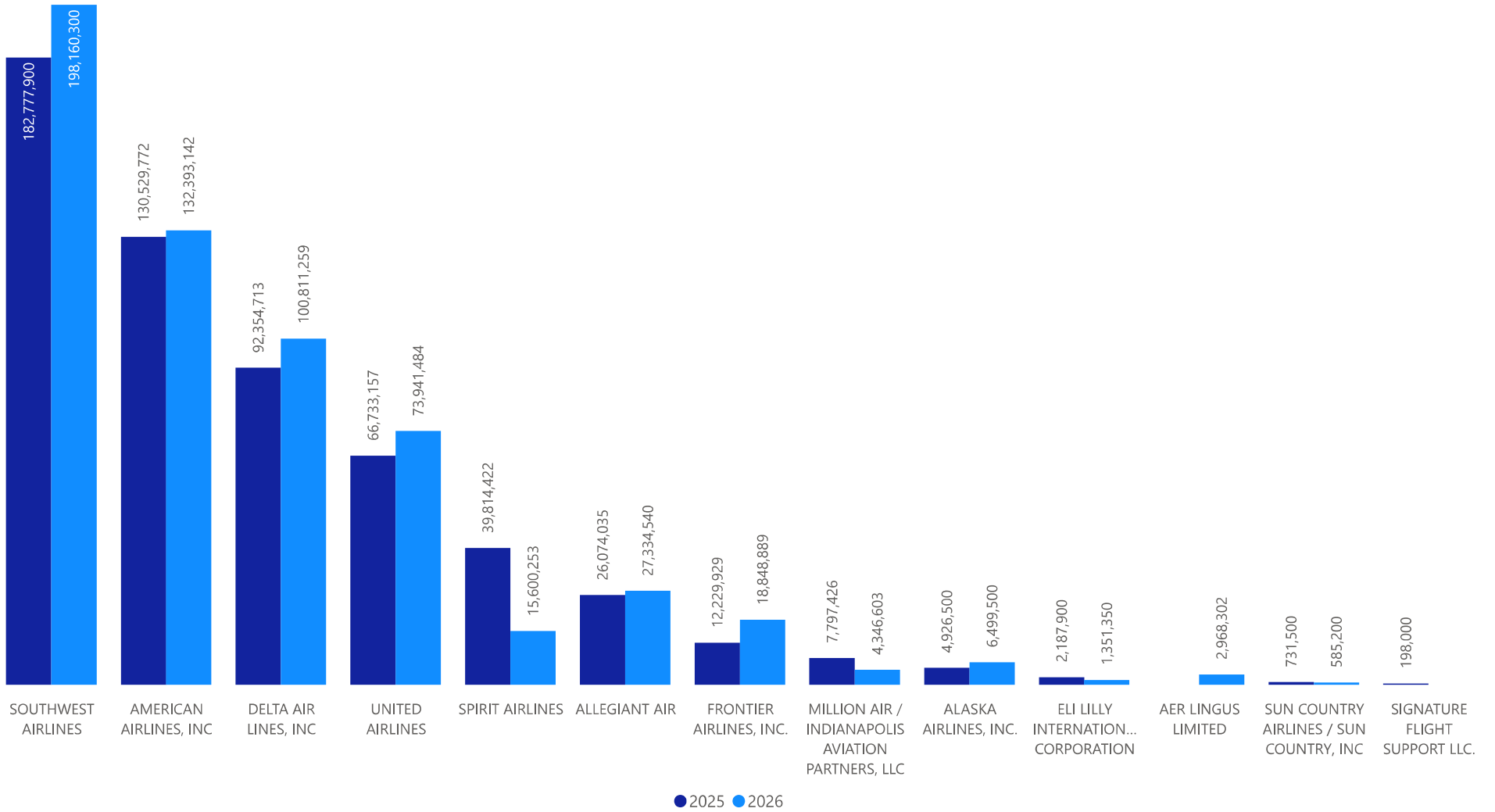
Operator	Carrier	Enplaning	Enplaning % of Total	Deplaning	Total	% of Total
ALASKA AIRLINES, INC.						
	ALASKA AIRLINES, INC.	12,564	1.0%	13,663	26,227	1.1%
	ALASKA AIRLINES, INC. Total	12,564	1.0%	13,663	26,227	1.1%
MILLION AIR / INDIANAPOLIS AVIATION PARTNERS, LLC						
	MILLION AIR / INDIANAPOLIS AVIATION PARTNERS, LLC	3,238	0.3%	3,470	6,708	0.3%
	MILLION AIR / INDIANAPOLIS AVIATION PARTNERS, LLC Total	3,238	0.3%	3,470	6,708	0.3%
SPIRIT AIRLINES						
	SPIRIT AIRLINES	45,543	3.8%	48,573	94,116	3.9%
	SPIRIT AIRLINES Total	45,543	3.8%	48,573	94,116	3.9%
SUN COUNTRY AIRLINES / SUN COUNTRY, INC						
	SUN COUNTRY AIRLINES / SUN COUNTRY, INC	892	0.1%	1,027	1,919	0.1%
	SUN COUNTRY AIRLINES / SUN COUNTRY, INC Total	892	0.1%	1,027	1,919	0.1%
AIR CANADA EXPRESS / JAZZ AVIATION LP						
	AIR CANADA EXPRESS / JAZZ AVIATION LP	0	0.0%	0	0	0.0%
	AIR CANADA EXPRESS / JAZZ AVIATION LP Total	0	0.0%	0	0	0.0%
ALLEGiant AIR						
	ALLEGiant AIR	61,056	5.1%	59,914	120,970	5.0%
	ALLEGiant AIR Total	61,056	5.1%	59,914	120,970	5.0%
AMERICAN AIRLINES						
	AMERICAN AIRLINES, INC	287,240	24.0%	289,847	577,087	23.9%
	AMERICAN AIRLINES Total	287,240	24.0%	289,847	577,087	23.9%
DELTA AIR LINES						
	DELTA AIR LINES, INC	213,613	17.8%	220,597	434,210	18.0%
	DELTA AIR LINES Total	213,613	17.8%	220,597	434,210	18.0%
FRONTIER AIRLINE						
	FRONTIER AIRLINES, INC.	36,694	3.1%	37,409	74,103	3.1%
	FRONTIER AIRLINE Total	36,694	3.1%	37,409	74,103	3.1%
SIGNATURE FLIGHT SERVICES						
	SIGNATURE FLIGHT SUPPORT LLC.	0	0.0%	0	0	0.0%
	SIGNATURE FLIGHT SERVICES Total	0	0.0%	0	0	0.0%
SOUTHWEST AIRLINES						
	SOUTHWEST AIRLINES	386,116	32.3%	386,572	772,688	32.1%
	SOUTHWEST AIRLINES Total	386,116	32.3%	386,572	772,688	32.1%
UNITED AIRLINES						
	UNITED AIRLINES	146,797	12.3%	149,473	296,270	12.3%
	UNITED AIRLINES Total	146,797	12.3%	149,473	296,270	12.3%
AER LINGUS LIMITED						
	AER LINGUS LIMITED	3,237	0.3%	3,042	6,279	0.3%
	AER LINGUS LIMITED Total	3,237	0.3%	3,042	6,279	0.3%
OTHER CARGO CARRIERS						
	OTHER CARGO CARRIERS	29	0.0%	135	164	0.0%
	OTHER CARGO CARRIERS Total	29	0.0%	135	164	0.0%
	Total	1,197,019	100.0%	1,213,722	2,410,741	100.0%

Traffic Forecast (Enplaned Passenger)






Landing Weights for Passenger Aircraft Current Month vs Previous Month Previous Year



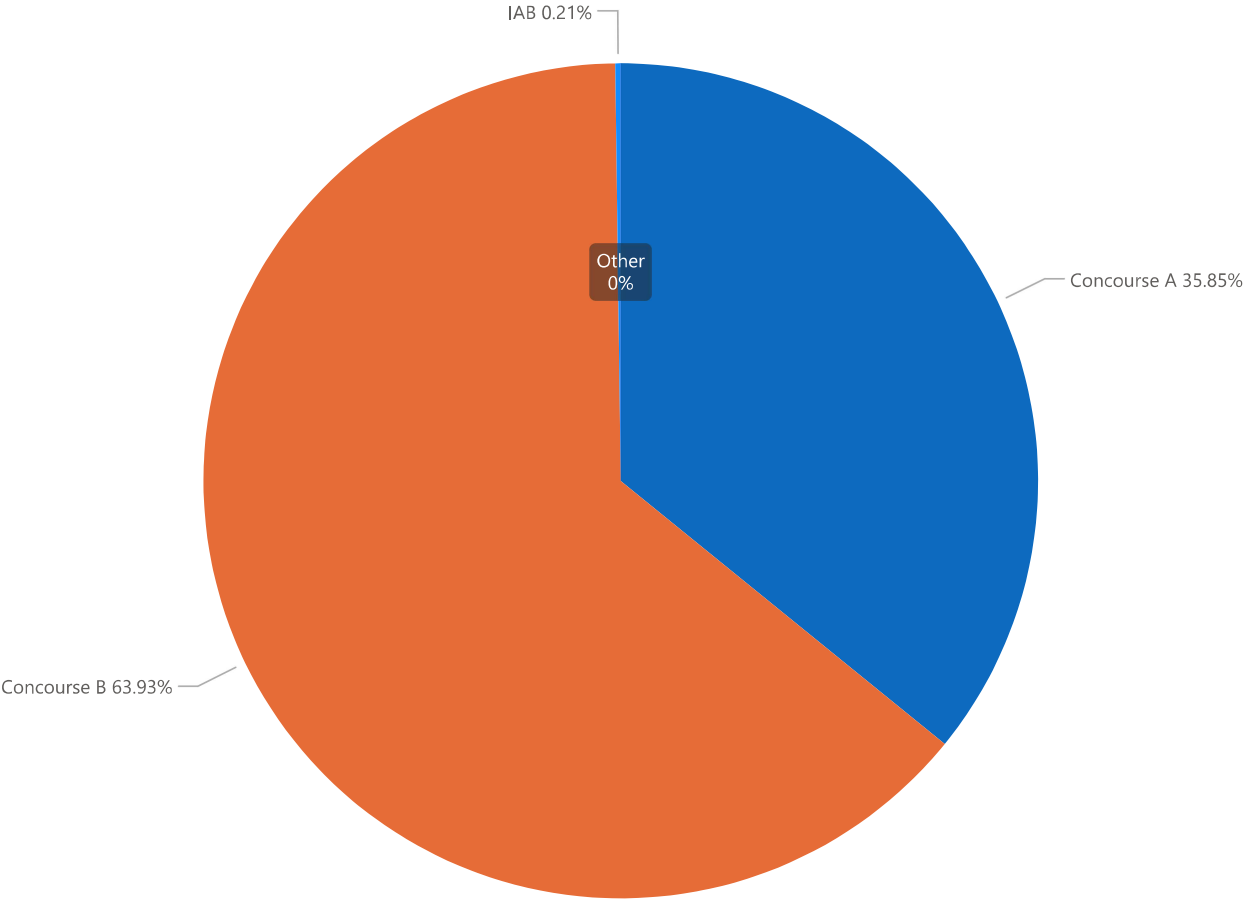
March Passenger Share per Concourse



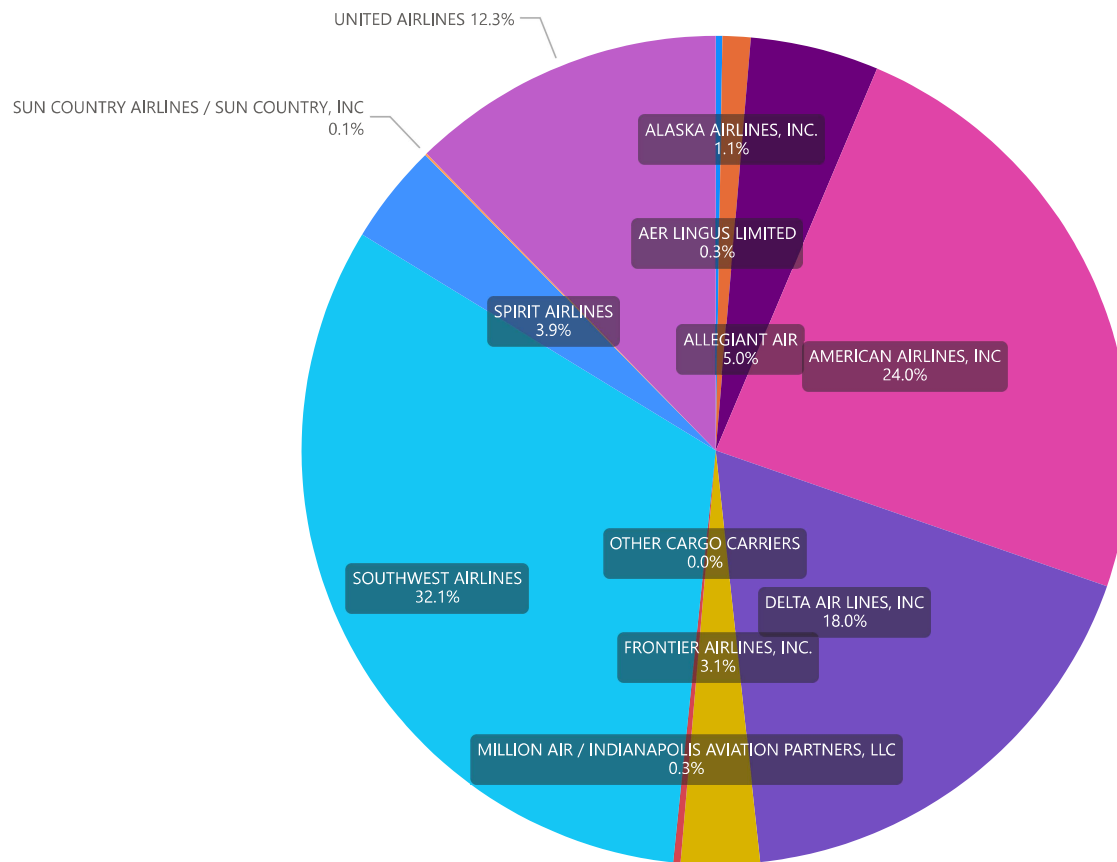
Year To Date Passenger Share Per Concourse



Passenger Share per Concourse By Current Month

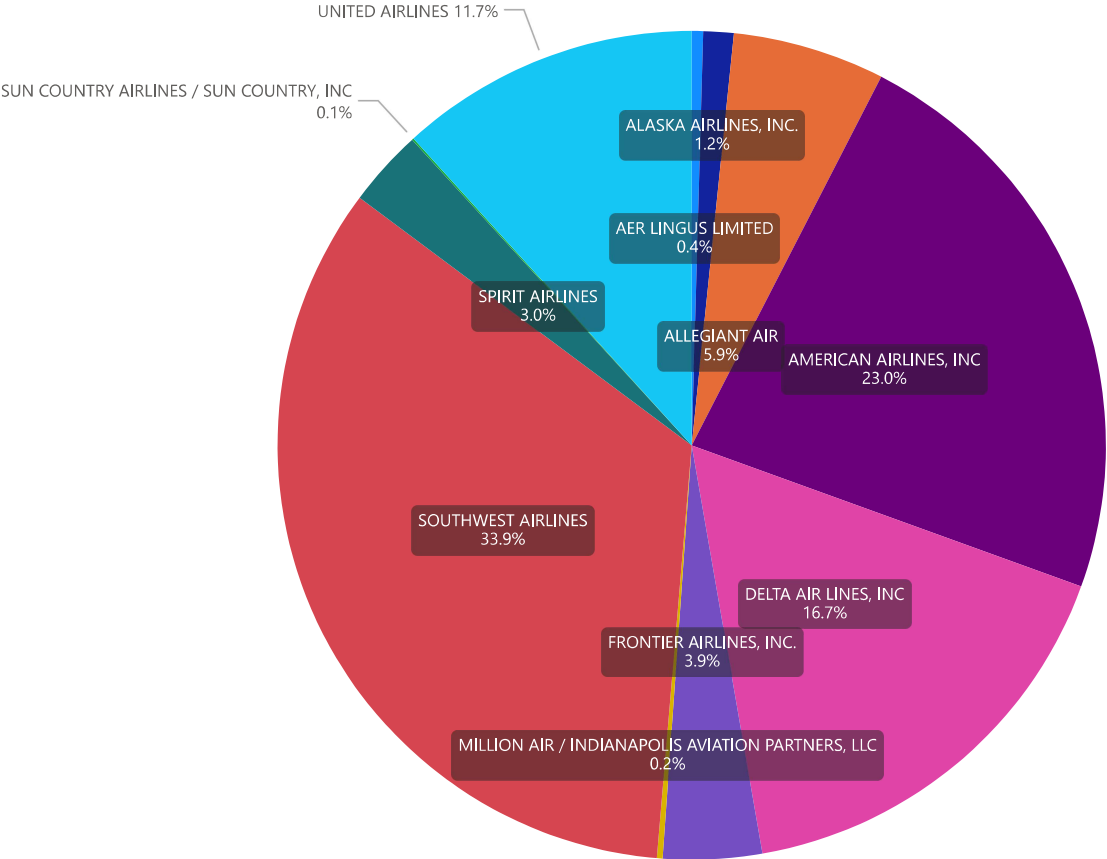


Year To Date Market Share by Group / Airline / Total Passengers





Market Share Current Month



Enplaned Passengers

