



# Airline Activity Report

December 2019



Indianapolis Airport Authority

**Indianapolis International Airport  
Airline Activity Summary  
For Month Ending December 2019**

			Passenger						
<b>Domestic</b>	<b>Dec (cur)</b>	<b>Dec (pre)</b>	<b>Difference</b>	<b>% Change</b>	<b>YTD Dec (cur)</b>	<b>YTD Dec (pre)</b>	<b>Difference</b>	<b>% Change</b>	
Scheduled									
Deplaning	386,258	353,268	32,990	9.3%	4,661,256	4,632,044	29,212	0.6%	
Enplaning	416,169	373,837	42,332	11.3%	4,653,672	4,609,410	44,262	1.0%	
Subtotal	802,427	727,105	75,322	10.4%	9,314,928	9,241,454	73,474	0.8%	
Charter									
Deplaning	3,392	1,461	1,931	132.2%	21,836	16,518	5,318	32.2%	
Enplaning	2,542	1,489	1,053	70.7%	24,143	18,397	5,746	31.2%	
Subtotal	5,934	2,950	2,984	101.2%	45,979	34,915	11,064	31.7%	
<b>Total Domestic</b>	<b>808,361</b>	<b>730,055</b>	<b>78,306</b>	<b>10.7%</b>	<b>9,360,907</b>	<b>9,276,369</b>	<b>84,538</b>	<b>0.9%</b>	
<b>International</b>									
Deplaning	4,934	5,102	-168	-3.3%	88,876	72,399	16,477	22.8%	
Enplaning	6,222	5,947	275	4.6%	87,594	69,317	18,277	26.4%	
<b>Total International</b>	<b>11,156</b>	<b>11,049</b>	<b>107</b>	<b>1.0%</b>	<b>176,470</b>	<b>141,716</b>	<b>34,754</b>	<b>24.5%</b>	
Total Deplaning	394,584	359,831	34,753	9.7%	4,771,968	4,720,961	51,007	1.1%	
Total Enplaning	424,933	381,273	43,660	11.5%	4,765,409	4,697,124	68,285	1.5%	
<b>Total Passengers</b>	<b>819,517</b>	<b>741,104</b>	<b>78,413</b>	<b>10.6%</b>	<b>9,537,377</b>	<b>9,418,085</b>	<b>119,292</b>	<b>1.3%</b>	
			<b>Air Cargo (in tons)</b>						
<b>Mail</b>									
Inbound	140	113	28	24.6%	1,260	1,496	-236	-15.8%	
Outbound	161	224	-62	-27.9%	2,093	3,159	-1,066	-33.7%	
Subtotal Mail	302	336	-35	-10.3%	3,353	4,655	-1,302	-28.0%	
<b>Freight Domestic</b>									
Inbound	49,476	49,490	-14	0.0%	442,164	467,643	-25,479	-5.4%	
Outbound	54,338	53,008	1,330	2.5%	464,140	484,071	-19,930	-4.1%	
Subtotal Freight Domestic	103,814	102,498	1,316	1.3%	906,305	951,714	-45,410	-4.8%	
<b>Freight International</b>									
Inbound	4,355	3,878	477	12.3%	46,623	43,730	2,892	6.6%	
Outbound	4,946	4,227	720	17.0%	54,545	54,666	-121	-0.2%	
Subtotal Freight International	9,302	8,104	1,197	14.8%	101,168	98,397	2,771	2.8%	
<b>Total Cargo</b>	<b>113,417</b>	<b>110,938</b>	<b>2,479</b>	<b>2.2%</b>	<b>1,010,825</b>	<b>1,054,766</b>	<b>-43,941</b>	<b>-4.2%</b>	
			<b>Aircraft Operations</b>						
Air Carrier	12,007	11,381	626	5.5%	125,093	127,309	-2,216	-1.7%	
Air Taxi	4,412	2,419	1,993	82.4%	47,231	24,796	22,435	90.5%	
Civil Itinerant	1,213	1,159	54	4.7%	14,102	15,044	-942	-6.3%	
Military Itinerant	65	49	16	32.7%	858	984	-126	-12.8%	
<b>Total Operations</b>	<b>17,697</b>	<b>15,008</b>	<b>2,689</b>	<b>17.9%</b>	<b>187,284</b>	<b>168,133</b>	<b>19,151</b>	<b>11.4%</b>	
			<b>Landing Weights (in tons)</b>						
Passenger Aircraft	238,007	221,944	16,063	7.2%	2,737,762	2,750,822	-13,060	-0.5%	
Freight Aircraft	340,641	326,482	14,160	4.3%	2,652,165	2,641,444	10,720	0.4%	
<b>Total Landed Weights</b>	<b>578,648</b>	<b>548,426</b>	<b>30,222</b>	<b>5.5%</b>	<b>5,389,927</b>	<b>5,392,266</b>	<b>-2,339</b>	<b>0.0%</b>	

**Indianapolis International Airport  
Enplanement Cumulative Year To Date**

Carriers	January	February	March	April	May	June	July	August	September	October	November	December	Total
Air Canada / AIR GEORGIAN LIMITED DBA AIR CAN	1,585	1,488	2,086	1,938	2,664	3,751	3,486	3,350	3,232	2,948	1,877	2,212	30,617
ALASKA AIRLINES, INC.	3,470	3,047	4,508	4,209	5,257	5,215	5,396	5,015	4,747	4,747	4,269	4,820	54,700
ALLEGIAN AIR	14,884	17,937	34,940	23,722	26,596	28,541	28,241	15,549	10,454	24,525	19,940	25,829	271,158
AMERICAN AIRLINES, INC	72,047	76,089	99,033	78,853	94,768	93,110	91,449	83,281	85,474	77,747	82,950	88,703	1,023,504
DELTA AIR LINES, INC	76,427	74,968	104,761	93,032	112,264	112,988	112,484	109,131	103,691	110,582	96,526	100,167	1,207,021
ELI LILLY INTERNATIONAL CORPORATION	-	-	-	-	-	-	-	-	-	-	-	-	-
FRONTIER AIRLINES, INC.	10,617	11,013	11,740	8,637	9,979	10,342	10,689	10,085	9,315	9,949	9,181	11,716	123,263
MILLION AIR / INDIANAPOLIS AVIATION PARTNER	401	329	1,026	242	1,745	569	602	256	174	754	2,149	641	8,888
ONEJET, INC	-	-	-	-	-	-	-	-	-	-	-	-	-
SIGNATURE FLIGHT SUPPORT	-	-	-	-	-	-	-	-	-	-	-	-	-
SOUTHWEST AIRLINES	100,057	100,518	143,213	108,150	126,117	125,622	126,447	98,763	92,486	117,549	108,193	120,527	1,367,642
SPIRIT AIRLINES	-	-	5,914	6,875	10,864	10,232	10,513	9,079	7,613	9,752	11,143	16,884	98,869
SUN COUNTRY AIRLINES / MN AIRLINES, LLC	1,175	1,322	121	289	282	280	-	231	266	170	-	-	4,136
SWIFT AIR / AVIATION ADVANTAGE INC.	-	-	-	-	-	135	102	80	-	147	460	217	1,141
UNITED AIRLINES	38,250	38,576	46,968	42,905	51,642	50,646	50,754	49,488	50,125	54,745	47,146	53,217	574,462
VOLARIS AIRLINES / VACATION EXPRESS	-	-	-	-	-	-	-	-	-	-	-	-	-
OTHER CARGO CARRIERS / MISC.	-	3	1	1	-	-	1	-	2	-	-	-	8
<b>Total</b>	<b>318,913</b>	<b>325,290</b>	<b>454,311</b>	<b>368,853</b>	<b>442,178</b>	<b>441,431</b>	<b>440,164</b>	<b>384,308</b>	<b>367,579</b>	<b>413,615</b>	<b>383,834</b>	<b>424,933</b>	<b>4,765,409</b>
<b>2019 Forecast</b>	-	-	-	-	-	-	-	-	-	-	-	-	-
Variance (Act/Orig)	100%	100%	100%	100%	100%	100%	100%	100%	100%	100%	100%	100%	100%
<b>2019 Reforecast</b>	-	-	-	-	-	-	-	-	-	-	-	-	-
Variance (Act/Orig)	100%	100%	100%	100%	100%	100%	100%	100%	100%	100%	100%	100%	100%
<b>2018 Actual</b>	<b>320,923</b>	<b>316,974</b>	<b>434,733</b>	<b>381,695</b>	<b>422,034</b>	<b>443,659</b>	<b>426,758</b>	<b>387,858</b>	<b>357,868</b>	<b>430,801</b>	<b>392,548</b>	<b>381,273</b>	<b>4,697,124</b>
Variance (Act/Orig)	-1%	3%	5%	-3%	5%	-1%	3%	-1%	3%	-4%	-2%	11%	1%

**Indianapolis International Airport**  
**Deplanement Cumulative Year To Date**

<b>Carriers</b>	<b>January</b>	<b>February</b>	<b>March</b>	<b>April</b>	<b>May</b>	<b>June</b>	<b>July</b>	<b>August</b>	<b>September</b>	<b>October</b>	<b>November</b>	<b>December</b>	<b>Total</b>
Air Canada / AIR GEORGIAN LIMITED DBA AIR CAN	1,935	1,623	1,899	2,174	2,366	3,230	3,823	3,363	3,368	3,268	2,027	1,942	31,018
ALASKA AIRLINES, INC.	3,893	3,147	4,662	4,548	5,127	5,181	5,408	5,237	5,106	4,881	4,332	4,875	56,397
ALLEGiant AIR	15,995	17,172	32,280	28,329	25,861	27,966	29,069	16,700	10,234	23,607	20,752	23,787	271,752
AMERICAN AIRLINES, INC	76,099	75,620	92,551	87,583	93,077	92,157	93,989	85,026	85,177	76,241	81,428	82,472	1,021,420
DELTA AIR LINES, INC	81,377	75,153	99,165	101,272	106,633	112,815	117,409	111,525	103,749	111,503	95,065	93,284	1,208,950
ELI LILLY INTERNATIONAL CORPORATION	-	-	-	-	-	-	-	-	-	-	-	-	-
FRONTIER AIRLINES, INC.	11,071	10,825	11,141	9,940	9,705	10,261	10,598	9,764	8,862	9,616	8,861	10,753	121,397
MILLION AIR / INDIANAPOLIS AVIATION PARTNER	383	166	613	462	296	292	619	336	170	394	2,067	839	6,637
ONEJET, INC	-	-	-	-	-	-	-	-	-	-	-	-	-
SIGNATURE FLIGHT SUPPORT	-	-	-	-	-	-	-	-	-	-	-	-	-
SOUTHWEST AIRLINES	102,522	101,030	134,043	127,917	127,718	127,063	128,499	102,112	89,450	116,868	106,636	111,391	1,375,249
SPIRIT AIRLINES	-	-	5,273	8,673	10,788	11,022	11,274	9,889	8,179	9,853	11,625	15,391	101,967
SUN COUNTRY AIRLINES / MN AIRLINES, LLC	632	1,610	369	283	284	116	158	230	258	170	-	-	4,110
SWIFT AIR / AVIATION ADVANTAGE INC.	-	-	-	-	-	137	100	-	80	143	459	210	1,129
UNITED AIRLINES	40,250	38,440	44,058	45,599	49,503	49,879	51,569	48,568	51,362	56,256	46,812	49,640	571,936
VOLARIS AIRLINES / VACATION EXPRESS	-	-	-	-	-	-	-	-	-	-	-	-	-
OTHER CARGO CARRIERS / MISC.	-	2	-	1	-	-	-	-	2	1	-	-	6
<b>Total</b>	<b>334,157</b>	<b>324,788</b>	<b>426,054</b>	<b>416,781</b>	<b>431,358</b>	<b>440,119</b>	<b>452,515</b>	<b>392,750</b>	<b>365,997</b>	<b>412,801</b>	<b>380,064</b>	<b>394,584</b>	<b>4,771,968</b>
<b>2018 Actual</b>	<b>334,263</b>	<b>317,586</b>	<b>413,217</b>	<b>415,306</b>	<b>415,694</b>	<b>437,679</b>	<b>448,619</b>	<b>399,775</b>	<b>361,729</b>	<b>422,019</b>	<b>395,243</b>	<b>359,831</b>	<b>4,720,961</b>

**Indianapolis International Airport  
Landing Weights 2019**

	January	February	March	April	May	June	July	August	September	October	November	December	Total
<b>Passenger Carriers</b>													
Air Canada / AIR GEORGIAN LIMITED DBA AIR C	2,726,000	2,256,000	2,632,000	2,773,000	2,867,000	3,901,000	4,183,000	4,136,000	3,995,000	3,901,000	2,632,000	2,726,000	38,728,000
ALASKA AIRLINES, INC.	4,494,500	3,631,200	4,586,500	4,644,300	4,750,700	4,642,000	5,188,800	4,620,500	4,710,500	4,529,700	4,511,800	4,682,400	54,992,900
ALLEGiant AIR	14,944,018	16,873,054	31,049,858	27,250,202	25,964,901	25,911,987	27,153,189	18,326,998	12,682,075	24,690,635	22,041,787	25,669,498	272,558,202
AMERICAN AIRLINES, INC	100,696,440	96,005,954	114,441,280	105,013,942	108,915,552	105,089,136	106,476,224	105,607,568	107,079,098	112,230,996	107,418,976	106,254,840	1,275,230,006
DELTA AIR LINES, INC	104,340,699	92,114,621	120,304,368	117,538,988	125,358,632	124,501,232	126,741,029	131,139,012	123,479,457	128,509,716	119,736,649	118,630,701	1,432,395,104
ELI LILLY INTERNATIONAL CORPORATION	594,000	924,000	1,056,000	396,000	1,056,000	1,122,000	396,000	1,056,000	1,056,000	858,000	858,000	792,000	10,164,000
FRONTIER AIRLINES, INC.	9,673,400	9,357,920	9,385,068	8,531,880	8,541,982	8,450,706	8,713,288	8,897,604	8,525,206	8,950,248	8,780,536	10,455,221	108,263,059
MILLION AIR / INDIANAPOLIS AVIATION PARTN	1,593,000	1,728,000	3,098,000	970,000	2,306,000	998,000	1,601,000	808,000	824,000	2,003,000	5,185,000	1,598,000	22,712,000
ONEJET, INC	-	-	-	-	-	-	-	-	-	-	-	-	-
SIGNATURE FLIGHT SUPPORT	-	-	-	-	-	-	-	-	-	-	-	-	-
SOUTHWEST AIRLINES	117,437,600	110,770,800	147,628,800	138,752,000	138,112,000	130,000,000	134,496,000	111,952,000	95,328,000	123,312,000	125,696,000	128,944,000	1,502,429,200
SPIRIT AIRLINES	-	-	5,256,000	8,614,000	10,562,000	10,546,000	10,846,000	10,408,000	8,598,000	9,052,000	13,870,000	18,250,000	106,002,000
SUN COUNTRY AIRLINES / MN AIRLINES, LLC	1,575,100	2,340,800	551,000	551,000	551,000	404,700	146,300	568,100	551,000	292,600	-	-	7,531,600
SWIFT AIR / AVIATION ADVANTAGE INC.	-	-	-	-	-	242,000	242,000	121,000	121,000	357,000	900,300	720,000	2,703,300
UNITED AIRLINES	47,381,100	43,782,800	51,248,400	51,099,200	56,203,700	52,967,300	55,289,500	54,555,600	56,688,300	60,980,200	54,327,000	57,291,800	641,814,900
VOLARIS AIRLINES / VACATION EXPRESS	-	-	-	-	-	-	-	-	-	-	-	-	-
<b>Passenger Carriers Sub Total</b>	<b>405,455,857</b>	<b>379,785,149</b>	<b>491,237,274</b>	<b>466,134,512</b>	<b>485,189,467</b>	<b>468,776,061</b>	<b>481,472,330</b>	<b>452,196,382</b>	<b>423,637,636</b>	<b>479,667,095</b>	<b>465,958,048</b>	<b>476,014,460</b>	<b>5,475,524,271</b>
<b>Cargo Carriers</b>													
CARGOLUX AIRLINES INTERNATIONAL S.A.	7,952,904	8,282,898	9,407,886	8,062,902	9,491,884	8,851,892	10,183,876	8,754,894	10,267,874	9,549,882	8,715,894	6,607,920	106,130,706
CSA AIR, INC	153,000	136,000	161,500	170,000	178,500	144,500	170,000	144,500	127,500	178,500	161,500	161,500	1,887,000
FEDERAL EXPRESS CORP	433,353,200	394,969,500	409,959,800	409,954,300	419,055,900	385,567,800	398,932,100	417,243,500	363,844,000	457,418,400	395,281,600	672,366,300	5,157,946,400
KALITTA CHARTERS	52,200	130,820	36,900	42,300	42,300	79,520	42,300	5,400	132,600	15,300	-	15,300	594,940
MOUNTAIN AIR CARGO	3,177,784	2,578,968	3,160,784	3,288,920	3,507,260	2,454,764	2,634,536	2,779,672	2,352,128	2,995,356	2,737,172	2,131,380	33,798,724
UPS / UNITED PARCEL SERVICE INC, AN OHIO	210,000	-	-	652,000	-	-	-	-	-	-	-	-	862,000
WORLDWIDE FLIGHT SERVICES, INC.	959,434	344,500	243,500	169,200	62,354	686,748	94,000	164,000	222,000	164,000	-	-	3,109,736
<b>Cargo Carriers Sub Total</b>	<b>445,858,522</b>	<b>406,442,686</b>	<b>422,970,370</b>	<b>422,339,622</b>	<b>432,338,198</b>	<b>397,785,224</b>	<b>412,056,812</b>	<b>429,091,966</b>	<b>376,946,102</b>	<b>470,321,438</b>	<b>406,896,166</b>	<b>681,282,400</b>	<b>5,304,329,506</b>
<b>Total</b>	<b>851,314,379</b>	<b>786,227,835</b>	<b>914,207,644</b>	<b>888,474,134</b>	<b>917,527,665</b>	<b>866,561,285</b>	<b>893,529,142</b>	<b>881,288,348</b>	<b>800,583,738</b>	<b>949,988,533</b>	<b>872,854,214</b>	<b>1,157,296,860</b>	<b>10,779,853,777</b>
<b>Tonnage</b>	<b>425,657</b>	<b>393,114</b>	<b>457,104</b>	<b>444,237</b>	<b>458,764</b>	<b>433,281</b>	<b>446,765</b>	<b>440,644</b>	<b>400,292</b>	<b>474,994</b>	<b>436,427</b>	<b>578,648</b>	<b>5,389,927</b>
<b>2018</b>	<b>838,522,799</b>	<b>775,067,707</b>	<b>907,806,836</b>	<b>861,212,076</b>	<b>912,883,396</b>	<b>894,624,039</b>	<b>892,292,897</b>	<b>942,165,309</b>	<b>812,916,184</b>	<b>936,843,632</b>	<b>913,345,336</b>	<b>1,096,852,092</b>	<b>10,784,532,303</b>
Passenger Carriers	48%	48%	54%	52%	53%	54%	54%	51%	53%	50%	53%	41%	51%
Cargo Carriers	52%	52%	46%	48%	47%	46%	46%	49%	47%	50%	47%	59%	49%
<b>Actual 2019</b>	<b>851,314,379</b>	<b>786,227,835</b>	<b>914,207,644</b>	<b>888,474,134</b>	<b>917,527,665</b>	<b>866,561,285</b>	<b>893,529,142</b>	<b>881,288,348</b>	<b>800,583,738</b>	<b>949,988,533</b>	<b>872,854,214</b>	<b>1,157,296,860</b>	<b>10,779,853,777</b>
<b>Forecast</b>	-	-	-	-	-	-	-	-	-	-	-	-	-
Variance (Actual/Orig.)	100%	100%	100%	100%	100%	100%	100%	100%	100%	100%	100%	100%	100%
<b>Actual 2018</b>	<b>838,522,799</b>	<b>775,067,707</b>	<b>907,806,836</b>	<b>861,212,076</b>	<b>912,883,396</b>	<b>894,624,039</b>	<b>892,292,897</b>	<b>942,165,309</b>	<b>812,916,184</b>	<b>936,843,632</b>	<b>913,345,336</b>	<b>1,096,852,092</b>	<b>10,784,532,303</b>
Variance (Dec 19 / Dec 18)	2%	1%	1%	3%	1%	-3%	0%	-6%	-2%	1%	-4%	6%	0%

**Indianapolis International Airport**  
**Total Passengers**  
**Current Month - December 2019**

Operator	Carrier	Enplaning	Enplaning % of Total	Deplaning	Total	% of Total
<b>ALASKA AIRLINES, INC.</b>						
	ALASKA AIRLINES, INC.	4,820	1.1%	4,875	9,695	1.2%
	<b>ALASKA AIRLINES, INC. Total</b>	<b>4,820</b>	<b>1.1%</b>	<b>4,875</b>	<b>9,695</b>	<b>1.2%</b>
<b>INDIANAPOLIS AVIATION PARTNERS, LLC</b>						
	INDIANAPOLIS AVIATION PARTNERS, LLC	641	0.2%	839	1,480	0.2%
	<b>INDIANAPOLIS AVIATION PARTNERS, LLC Total</b>	<b>641</b>	<b>0.2%</b>	<b>839</b>	<b>1,480</b>	<b>0.2%</b>
<b>MN AIRLINES, LLC</b>						
	MN AIRLINES, LLC	0	0.0%	0	0	0.0%
	<b>MN AIRLINES, LLC Total</b>	<b>0</b>	<b>0.0%</b>	<b>0</b>	<b>0</b>	<b>0.0%</b>
<b>SPIRIT AIRLINES</b>						
	SPIRIT AIRLINES	16,884	4.0%	15,391	32,275	3.9%
	<b>SPIRIT AIRLINES Total</b>	<b>16,884</b>	<b>4.0%</b>	<b>15,391</b>	<b>32,275</b>	<b>3.9%</b>
<b>AIR GEORGIAN LIMITED</b>						
	AIR GEORGIAN LIMITED DBA AIR CANADA EXPRESS	2,212	0.5%	1,942	4,154	0.5%
	<b>AIR GEORGIAN LIMITED Total</b>	<b>2,212</b>	<b>0.5%</b>	<b>1,942</b>	<b>4,154</b>	<b>0.5%</b>
<b>AIRLINE ACTIVITY</b>						
	AVIATION ADVANTAGE INC.	217	0.1%	210	427	0.1%
	VACATION EXPRESS	0	0.0%	0	0	0.0%
	<b>AIRLINE ACTIVITY Total</b>	<b>217</b>	<b>0.1%</b>	<b>210</b>	<b>427</b>	<b>0.1%</b>
<b>ALLEGiant AIR</b>						
	ALLEGiant AIR	25,829	6.1%	23,787	49,616	6.0%
	<b>ALLEGiant AIR Total</b>	<b>25,829</b>	<b>6.1%</b>	<b>23,787</b>	<b>49,616</b>	<b>6.0%</b>
<b>AMERICAN AIRLINES</b>						
	AMERICAN AIRLINES, INC	88,703	20.9%	82,472	171,175	20.9%
	<b>AMERICAN AIRLINES Total</b>	<b>88,703</b>	<b>20.9%</b>	<b>82,472</b>	<b>171,175</b>	<b>20.9%</b>
<b>DELTA AIR LINES</b>						
	DELTA AIR LINES, INC	100,167	23.6%	93,284	193,451	23.6%
	<b>DELTA AIR LINES Total</b>	<b>100,167</b>	<b>23.6%</b>	<b>93,284</b>	<b>193,451</b>	<b>23.6%</b>
<b>FRONTIER AIRLINE</b>						
	FRONTIER AIRLINES, INC.	11,716	2.8%	10,753	22,469	2.7%
	<b>FRONTIER AIRLINE Total</b>	<b>11,716</b>	<b>2.8%</b>	<b>10,753</b>	<b>22,469</b>	<b>2.7%</b>
<b>Other carrier/misc</b>						
	ONEJET, INC	0	0.0%	0	0	0.0%
	<b>Other carrier/misc Total</b>	<b>0</b>	<b>0.0%</b>	<b>0</b>	<b>0</b>	<b>0.0%</b>
<b>SIGNATURE FLIGHT SERVICES</b>						
	SIGNATURE FLIGHT SUPPORT	0	0.0%	0	0	0.0%
	<b>SIGNATURE FLIGHT SERVICES Total</b>	<b>0</b>	<b>0.0%</b>	<b>0</b>	<b>0</b>	<b>0.0%</b>
<b>SOUTHWEST AIRLINES</b>						
	SOUTHWEST AIRLINES	120,527	28.4%	111,391	231,918	28.2%
	<b>SOUTHWEST AIRLINES Total</b>	<b>120,527</b>	<b>28.4%</b>	<b>111,391</b>	<b>231,918</b>	<b>28.2%</b>
<b>UNITED AIRLINES</b>						
	UNITED AIRLINES	53,217	12.5%	49,640	102,857	12.6%
	<b>UNITED AIRLINES Total</b>	<b>53,217</b>	<b>12.5%</b>	<b>49,640</b>	<b>102,857</b>	<b>12.6%</b>
<b>OTHER CARRIERS / MISC</b>						
	<b>OTHER CARRIERS / MISC Total</b>	<b>0</b>	<b>0.0%</b>	<b>0</b>	<b>0</b>	<b>0.0%</b>
	<b>Total</b>	<b>424,933</b>	<b>100.0%</b>	<b>394,584</b>	<b>819,517</b>	<b>100.0%</b>

**Indianapolis International Airport**  
**Total Passengers**  
**Current Month (December 2019) vs. Previous Month (November 2019)**

Operator	Carrier	December 2019		November 2019		Difference	% Change
		Total	% Total	Total	% Total		
<b>ALASKA AIRLINES, INC.</b>							
	ALASKA AIRLINES, INC.	9,695	1.2%	8,601	1.1%	1,094	12.7%
	<b>ALASKA AIRLINES, INC. Total</b>	<b>9,695</b>	<b>1.2%</b>	<b>8,601</b>	<b>1.1%</b>	<b>1,094</b>	<b>12.7%</b>
<b>INDIANAPOLIS AVIATION PARTNERS, LLC</b>							
	INDIANAPOLIS AVIATION PARTNERS, LLC	1,480	0.2%	4,216	0.6%	-2,736	-64.9%
	<b>INDIANAPOLIS AVIATION PARTNERS, LLC Total</b>	<b>1,480</b>	<b>0.2%</b>	<b>4,216</b>	<b>0.6%</b>	<b>-2,736</b>	<b>-64.9%</b>
<b>MN AIRLINES, LLC</b>							
	MN AIRLINES, LLC	0	0.0%	0	0.0%	0	0.0%
	<b>MN AIRLINES, LLC Total</b>	<b>0</b>	<b>0.0%</b>	<b>0</b>	<b>0.0%</b>	<b>0</b>	<b>0.0%</b>
<b>SPIRIT AIRLINES</b>							
	SPIRIT AIRLINES	32,275	3.9%	22,768	3.0%	9,507	41.8%
	<b>SPIRIT AIRLINES Total</b>	<b>32,275</b>	<b>3.9%</b>	<b>22,768</b>	<b>3.0%</b>	<b>9,507</b>	<b>41.8%</b>
<b>AIR GEORGIAN LIMITED</b>							
	AIR GEORGIAN LIMITED DBA AIR CANADA EXPRESS	4,154	0.5%	3,904	0.5%	250	6.4%
	<b>AIR GEORGIAN LIMITED Total</b>	<b>4,154</b>	<b>0.5%</b>	<b>3,904</b>	<b>0.5%</b>	<b>250</b>	<b>6.4%</b>
<b>AIRLINE ACTIVITY</b>							
	AVIATION ADVANTAGE INC.	427	0.1%	919	0.1%	-492	-53.5%
	VACATION EXPRESS	0	0.0%	0	0.0%	0	0.0%
	<b>AIRLINE ACTIVITY Total</b>	<b>427</b>	<b>0.1%</b>	<b>919</b>	<b>0.1%</b>	<b>-492</b>	<b>-53.5%</b>
<b>ALLEGiant AIR</b>							
	ALLEGiant AIR	49,616	6.1%	40,692	5.3%	8,924	21.9%
	<b>ALLEGiant AIR Total</b>	<b>49,616</b>	<b>6.1%</b>	<b>40,692</b>	<b>5.3%</b>	<b>8,924</b>	<b>21.9%</b>
<b>AMERICAN AIRLINES</b>							
	AMERICAN AIRLINES, INC	171,175	20.9%	164,378	21.5%	6,797	4.1%
	<b>AMERICAN AIRLINES Total</b>	<b>171,175</b>	<b>20.9%</b>	<b>164,378</b>	<b>21.5%</b>	<b>6,797</b>	<b>4.1%</b>
<b>DELTA AIR LINES</b>							
	DELTA AIR LINES, INC	193,451	23.6%	191,591	25.1%	1,860	1.0%
	<b>DELTA AIR LINES Total</b>	<b>193,451</b>	<b>23.6%</b>	<b>191,591</b>	<b>25.1%</b>	<b>1,860</b>	<b>1.0%</b>
<b>FRONTIER AIRLINE</b>							
	FRONTIER AIRLINES, INC.	22,469	2.7%	18,042	2.4%	4,427	24.5%
	<b>FRONTIER AIRLINE Total</b>	<b>22,469</b>	<b>2.7%</b>	<b>18,042</b>	<b>2.4%</b>	<b>4,427</b>	<b>24.5%</b>
<b>Other carrier/misc</b>							
	ONEJET, INC	0	0.0%	0	0.0%	0	0.0%
	<b>Other carrier/misc Total</b>	<b>0</b>	<b>0.0%</b>	<b>0</b>	<b>0.0%</b>	<b>0</b>	<b>0.0%</b>
<b>SIGNATURE FLIGHT SERVICES</b>							
	SIGNATURE FLIGHT SUPPORT	0	0.0%	0	0.0%	0	0.0%
	<b>SIGNATURE FLIGHT SERVICES Total</b>	<b>0</b>	<b>0.0%</b>	<b>0</b>	<b>0.0%</b>	<b>0</b>	<b>0.0%</b>
<b>SOUTHWEST AIRLINES</b>							
	SOUTHWEST AIRLINES	231,918	28.3%	214,829	28.1%	17,089	8.0%
	<b>SOUTHWEST AIRLINES Total</b>	<b>231,918</b>	<b>28.3%</b>	<b>214,829</b>	<b>28.1%</b>	<b>17,089</b>	<b>8.0%</b>
<b>UNITED AIRLINES</b>							
	UNITED AIRLINES	102,857	12.6%	93,958	12.3%	8,899	9.5%
	<b>UNITED AIRLINES Total</b>	<b>102,857</b>	<b>12.6%</b>	<b>93,958</b>	<b>12.3%</b>	<b>8,899</b>	<b>9.5%</b>
<b>OTHER CARRIERS / MISC</b>							
	<b>OTHER CARRIERS / MISC Total</b>	<b>0</b>	<b>0.0%</b>	<b>0</b>	<b>0.0%</b>	<b>0</b>	<b>0.0%</b>
	<b>Total</b>	<b>819,517</b>	<b>100.0%</b>	<b>763,898</b>	<b>100.0%</b>	<b>55,619</b>	<b>7.3%</b>

**Indianapolis International Airport**  
**Total Passengers**  
**Current Month (December 2019) vs. Same Month Previous Year (December 2018)**

Operator	Carrier	December 2019		December 2018		Difference	% Change
		Total	% Total	Total	% Total		
<b>ALASKA AIRLINES, INC.</b>							
	ALASKA AIRLINES, INC.	9,695	1.2%	9,179	1.2%	516	5.6%
	<b>ALASKA AIRLINES, INC. Total</b>	<b>9,695</b>	<b>1.2%</b>	<b>9,179</b>	<b>1.2%</b>	<b>516</b>	<b>5.6%</b>
<b>INDIANAPOLIS AVIATION PARTNERS, LLC</b>							
	INDIANAPOLIS AVIATION PARTNERS, LLC	1,480	0.2%	570	0.1%	910	159.6%
	<b>INDIANAPOLIS AVIATION PARTNERS, LLC Total</b>	<b>1,480</b>	<b>0.2%</b>	<b>570</b>	<b>0.1%</b>	<b>910</b>	<b>159.6%</b>
<b>MN AIRLINES, LLC</b>							
	MN AIRLINES, LLC	0	0.0%	168	0.0%	-168	-100.0%
	<b>MN AIRLINES, LLC Total</b>	<b>0</b>	<b>0.0%</b>	<b>168</b>	<b>0.0%</b>	<b>-168</b>	<b>-100.0%</b>
<b>SPIRIT AIRLINES</b>							
	SPIRIT AIRLINES	32,275	3.9%	0	0.0%	32,275	100.0%
	<b>SPIRIT AIRLINES Total</b>	<b>32,275</b>	<b>3.9%</b>	<b>0</b>	<b>0.0%</b>	<b>32,275</b>	<b>100.0%</b>
<b>AIR GEORGIAN LIMITED</b>							
	AIR GEORGIAN LIMITED DBA AIR CANADA EXPRESS	4,154	0.5%	3,977	0.5%	177	4.5%
	<b>AIR GEORGIAN LIMITED Total</b>	<b>4,154</b>	<b>0.5%</b>	<b>3,977</b>	<b>0.5%</b>	<b>177</b>	<b>4.5%</b>
<b>AIRLINE ACTIVITY</b>							
	AVIATION ADVANTAGE INC.	427	0.1%	0	0.0%	427	100.0%
	VACATION EXPRESS	0	0.0%	0	0.0%	0	0.0%
	<b>AIRLINE ACTIVITY Total</b>	<b>427</b>	<b>0.1%</b>	<b>0</b>	<b>0.0%</b>	<b>427</b>	<b>100.0%</b>
<b>ALLEGiant AIR</b>							
	ALLEGiant AIR	49,616	6.1%	38,055	5.1%	11,561	30.4%
	<b>ALLEGiant AIR Total</b>	<b>49,616</b>	<b>6.1%</b>	<b>38,055</b>	<b>5.1%</b>	<b>11,561</b>	<b>30.4%</b>
<b>AMERICAN AIRLINES</b>							
	AMERICAN AIRLINES, INC.	171,175	20.9%	164,587	22.2%	6,588	4.0%
	<b>AMERICAN AIRLINES Total</b>	<b>171,175</b>	<b>20.9%</b>	<b>164,587</b>	<b>22.2%</b>	<b>6,588</b>	<b>4.0%</b>
<b>DELTA AIR LINES</b>							
	DELTA AIR LINES, INC.	193,451	23.6%	175,515	23.7%	17,936	10.2%
	<b>DELTA AIR LINES Total</b>	<b>193,451</b>	<b>23.6%</b>	<b>175,515</b>	<b>23.7%</b>	<b>17,936</b>	<b>10.2%</b>
<b>FRONTIER AIRLINE</b>							
	FRONTIER AIRLINES, INC.	22,469	2.7%	22,763	3.1%	-294	-1.3%
	<b>FRONTIER AIRLINE Total</b>	<b>22,469</b>	<b>2.7%</b>	<b>22,763</b>	<b>3.1%</b>	<b>-294</b>	<b>-1.3%</b>
<b>Other carrier/misc</b>							
	ONEJET, INC.	0	0.0%	0	0.0%	0	0.0%
	<b>Other carrier/misc Total</b>	<b>0</b>	<b>0.0%</b>	<b>0</b>	<b>0.0%</b>	<b>0</b>	<b>0.0%</b>
<b>SIGNATURE FLIGHT SERVICES</b>							
	SIGNATURE FLIGHT SUPPORT	0	0.0%	0	0.0%	0	0.0%
	<b>SIGNATURE FLIGHT SERVICES Total</b>	<b>0</b>	<b>0.0%</b>	<b>0</b>	<b>0.0%</b>	<b>0</b>	<b>0.0%</b>
<b>SOUTHWEST AIRLINES</b>							
	SOUTHWEST AIRLINES	231,918	28.3%	230,780	31.1%	1,138	0.5%
	<b>SOUTHWEST AIRLINES Total</b>	<b>231,918</b>	<b>28.3%</b>	<b>230,780</b>	<b>31.1%</b>	<b>1,138</b>	<b>0.5%</b>
<b>UNITED AIRLINES</b>							
	UNITED AIRLINES	102,857	12.6%	95,510	12.9%	7,347	7.7%
	<b>UNITED AIRLINES Total</b>	<b>102,857</b>	<b>12.6%</b>	<b>95,510</b>	<b>12.9%</b>	<b>7,347</b>	<b>7.7%</b>
<b>OTHER CARRIERS / MISC</b>							
	<b>OTHER CARRIERS / MISC Total</b>	<b>0</b>	<b>0.0%</b>	<b>0</b>	<b>0.0%</b>	<b>0</b>	<b>0.0%</b>
	<b>Total</b>	<b>819,517</b>	<b>100.0%</b>	<b>741,104</b>	<b>100.0%</b>	<b>78,413</b>	<b>10.6%</b>



**Indianapolis International Airport**  
**Total Passengers**  
**Year To Date - December 2019**

Operator	Carrier	Enplaning	Enplaning % of Total	Deplaning	Total	% of Total
<b>ALASKA AIRLINES, INC.</b>						
	ALASKA AIRLINES, INC.	54,700	1.1%	56,397	111,097	1.2%
	<b>ALASKA AIRLINES, INC. Total</b>	<b>54,700</b>	<b>1.1%</b>	<b>56,397</b>	<b>111,097</b>	<b>1.2%</b>
<b>INDIANAPOLIS AVIATION PARTNERS, LLC</b>						
	INDIANAPOLIS AVIATION PARTNERS, LLC	8,888	0.2%	6,637	15,525	0.1%
	<b>INDIANAPOLIS AVIATION PARTNERS, LLC Total</b>	<b>8,888</b>	<b>0.2%</b>	<b>6,637</b>	<b>15,525</b>	<b>0.1%</b>
<b>MN AIRLINES, LLC</b>						
	MN AIRLINES, LLC	4,136	0.1%	4,110	8,246	0.1%
	<b>MN AIRLINES, LLC Total</b>	<b>4,136</b>	<b>0.1%</b>	<b>4,110</b>	<b>8,246</b>	<b>0.1%</b>
<b>SPIRIT AIRLINES</b>						
	SPIRIT AIRLINES	98,869	2.1%	101,967	200,836	2.1%
	<b>SPIRIT AIRLINES Total</b>	<b>98,869</b>	<b>2.1%</b>	<b>101,967</b>	<b>200,836</b>	<b>2.1%</b>
<b>AIR GEORGIAN LIMITED</b>						
	AIR GEORGIAN LIMITED DBA AIR CANADA EXPRESS	30,617	0.6%	31,018	61,635	0.7%
	<b>AIR GEORGIAN LIMITED Total</b>	<b>30,617</b>	<b>0.6%</b>	<b>31,018</b>	<b>61,635</b>	<b>0.7%</b>
<b>AIRLINE ACTIVITY</b>						
	AVIATION ADVANTAGE INC.	1,141	0.0%	1,129	2,270	0.0%
	VACATION EXPRESS	0	0.0%	0	0	0.0%
	<b>AIRLINE ACTIVITY Total</b>	<b>1,141</b>	<b>0.0%</b>	<b>1,129</b>	<b>2,270</b>	<b>0.0%</b>
<b>ALLEGIANT AIR</b>						
	ALLEGIANT AIR	271,158	5.7%	271,752	542,910	5.7%
	<b>ALLEGIANT AIR Total</b>	<b>271,158</b>	<b>5.7%</b>	<b>271,752</b>	<b>542,910</b>	<b>5.7%</b>
<b>AMERICAN AIRLINES</b>						
	AMERICAN AIRLINES, INC	1,023,504	21.5%	1,021,420	2,044,924	21.4%
	<b>AMERICAN AIRLINES Total</b>	<b>1,023,504</b>	<b>21.5%</b>	<b>1,021,420</b>	<b>2,044,924</b>	<b>21.4%</b>
<b>DELTA AIR LINES</b>						
	DELTA AIR LINES, INC	1,207,021	25.3%	1,208,950	2,415,971	25.3%
	<b>DELTA AIR LINES Total</b>	<b>1,207,021</b>	<b>25.3%</b>	<b>1,208,950</b>	<b>2,415,971</b>	<b>25.3%</b>
<b>FRONTIER AIRLINE</b>						
	FRONTIER AIRLINES, INC.	123,263	2.6%	121,397	244,660	2.5%
	<b>FRONTIER AIRLINE Total</b>	<b>123,263</b>	<b>2.6%</b>	<b>121,397</b>	<b>244,660</b>	<b>2.5%</b>
<b>Other carrier/misc</b>						
	ONEJET, INC	0	0.0%	0	0	0.0%
	<b>Other carrier/misc Total</b>	<b>0</b>	<b>0.0%</b>	<b>0</b>	<b>0</b>	<b>0.0%</b>
<b>SIGNATURE FLIGHT SERVICES</b>						
	SIGNATURE FLIGHT SUPPORT	0	0.0%	0	0	0.0%
	<b>SIGNATURE FLIGHT SERVICES Total</b>	<b>0</b>	<b>0.0%</b>	<b>0</b>	<b>0</b>	<b>0.0%</b>
<b>SOUTHWEST AIRLINES</b>						
	SOUTHWEST AIRLINES	1,367,642	28.7%	1,375,249	2,742,891	28.8%
	<b>SOUTHWEST AIRLINES Total</b>	<b>1,367,642</b>	<b>28.7%</b>	<b>1,375,249</b>	<b>2,742,891</b>	<b>28.8%</b>
<b>UNITED AIRLINES</b>						
	UNITED AIRLINES	574,462	12.1%	571,936	1,146,398	12.0%
	<b>UNITED AIRLINES Total</b>	<b>574,462</b>	<b>12.1%</b>	<b>571,936</b>	<b>1,146,398</b>	<b>12.0%</b>
<b>OTHER CARRIERS / MISC</b>						
	<b>OTHER CARRIERS / MISC Total</b>	<b>8</b>	<b>0.0%</b>	<b>6</b>	<b>14</b>	<b>0.0%</b>
	<b>Total</b>	<b>4,765,409</b>	<b>100.0%</b>	<b>4,771,968</b>	<b>9,537,377</b>	<b>100.0%</b>

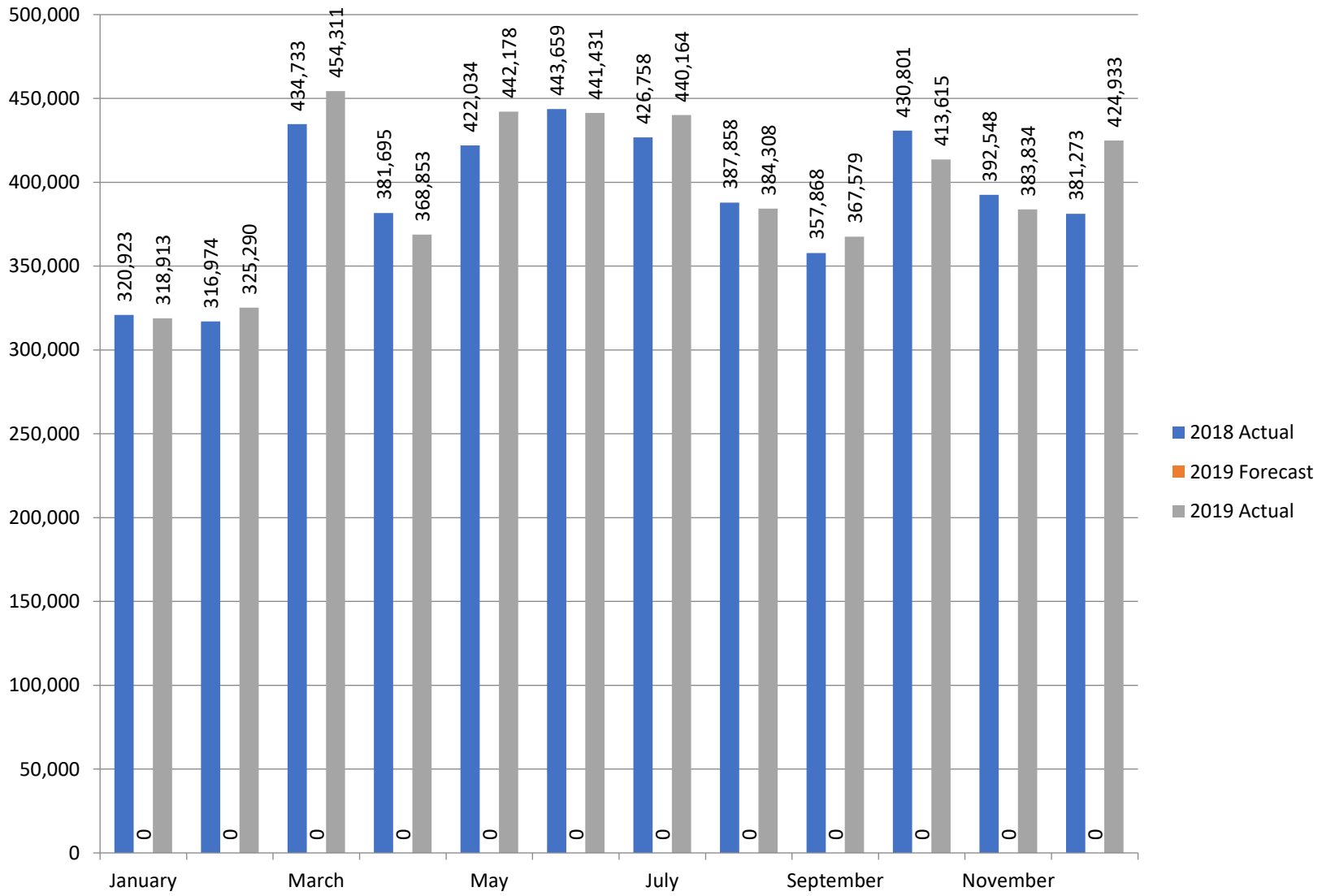
**Indianapolis International Airport  
2019 Cargo Summary**

	January	February	March	April	May	June	July	August	September	October	November	December	Total
<b>Mail</b>													
Inbound	109	95	104	105	71	89	78	103	109	126	131	140	1,260
Outbound	243	208	167	165	171	129	118	186	154	206	186	161	2,093
Total Mail	352	303	271	270	242	217	196	289	263	331	317	302	3,353
<b>Domestic Freight</b>													
Inbound	36,888	33,414	37,725	37,551	39,316	33,151	33,120	36,732	31,902	39,288	33,602	49,476	442,164
Outbound	38,627	34,679	38,923	38,505	40,729	34,316	34,339	38,977	33,515	41,508	35,684	54,338	464,140
<b>International Freight</b>													
Inbound	3,516	2,720	3,547	3,748	3,715	3,576	3,517	3,612	4,435	5,248	4,634	4,355	46,623
Outbound	4,393	4,075	4,689	4,601	4,790	4,326	4,335	4,372	4,179	5,175	4,662	4,946	54,545
Total Freight	83,424	74,888	84,883	84,404	88,550	75,370	75,312	83,692	74,032	91,220	78,582	113,115	1,007,472
<b>Total Cargo</b>	<b>83,776</b>	<b>75,191</b>	<b>85,154</b>	<b>84,674</b>	<b>88,792</b>	<b>75,587</b>	<b>75,508</b>	<b>83,981</b>	<b>74,296</b>	<b>91,551</b>	<b>78,899</b>	<b>113,417</b>	<b>1,010,825</b>
<b>Same Month 2018</b>	<b>83,750</b>	<b>79,120</b>	<b>89,530</b>	<b>79,128</b>	<b>89,477</b>	<b>86,753</b>	<b>79,903</b>	<b>95,029</b>	<b>79,110</b>	<b>92,003</b>	<b>90,026</b>	<b>110,938</b>	<b>1,054,766</b>
Difference	26	-3,929	-4,376	5,546	-685	-11,166	-4,396	-11,048	-4,814	-452	-11,126	2,479	-43,941
% Change	0%	-5%	-5%	7%	-1%	-13%	-6%	-12%	-6%	0%	-12%	2%	-4%
<b>Carrier Totals - By Pounds &amp; Tons</b>													
Passenger Aircraft	1,442,989	1,356,517	1,265,788	1,408,428	1,290,670	1,177,490	1,078,830	1,312,457	1,236,976	1,442,228	1,264,690	1,322,804	15,599,867
Tonnage	721	678	633	704	645	589	539	656	618	721	632	661	7,800
CARGOLUX AIRLINES INTERNATIONAL S.A.	1,151,160	1,122,480	1,262,380	984,820	1,146,020	1,028,420	973,240	1,072,200	1,056,800	936,880	1,284,840	905,080	12,924,320
CSA AIR, INC	15,672	18,137	21,330	27,511	28,974	25,879	30,854	31,320	28,470	31,196	28,932	23,673	311,948
FEDERAL EXPRESS CORP	164,191,682	147,310,254	166,981,616	166,591,380	174,249,301	148,422,849	148,422,849	165,031,528	145,828,510	180,629,769	154,805,954	224,339,781	1,986,805,473
OTHER CARGO CARRIERS / MISC.	749,592	574,009	776,264	336,467	868,259	520,318	509,706	514,738	440,762	61,807	414,316	242,697	6,008,935
Total Cargo Aircraft	166,108,106	149,024,880	169,041,590	167,940,178	176,292,554	149,997,466	149,936,649	166,649,786	147,354,542	181,659,652	156,534,042	225,511,231	2,006,050,676
Tonnage	83,054	74,512	84,521	83,970	88,146	74,999	74,968	83,325	73,677	90,830	78,267	112,756	1,003,025
<b>Total Cargo Aircraft</b>	<b>83,776</b>	<b>75,191</b>	<b>85,154</b>	<b>84,674</b>	<b>88,792</b>	<b>75,587</b>	<b>75,508</b>	<b>83,981</b>	<b>74,296</b>	<b>91,551</b>	<b>78,899</b>	<b>113,417</b>	<b>1,010,825</b>
<b>2019 YTD</b>	<b>83,776</b>	<b>158,966</b>	<b>244,120</b>	<b>328,794</b>	<b>417,586</b>	<b>493,173</b>	<b>568,681</b>	<b>652,662</b>	<b>726,958</b>	<b>818,509</b>	<b>897,408</b>	<b>1,010,825</b>	
<b>2018 YTD</b>	<b>83,750</b>	<b>162,870</b>	<b>252,399</b>	<b>331,527</b>	<b>421,004</b>	<b>507,757</b>	<b>587,661</b>	<b>682,690</b>	<b>761,799</b>	<b>853,802</b>	<b>943,828</b>	<b>1,054,766</b>	

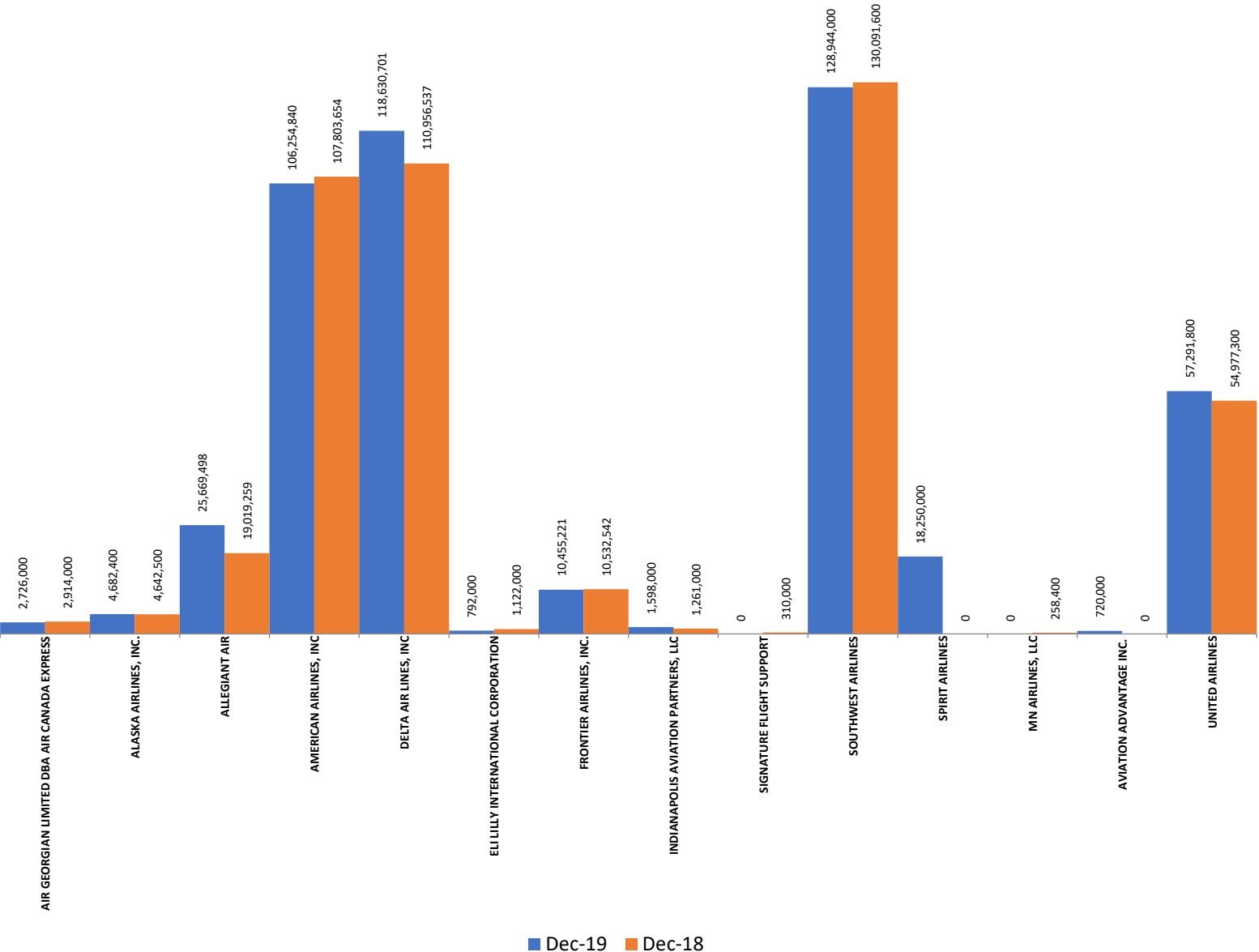
**Indianapolis International Airport  
Cargo Activity Report Cumulative Year To Date**

Carrier	January	February	March	April	May	June	July	August	September	October	November	December	Total YTD
<b>Passenger Carriers</b>													
Air Canada / AIR GEORGIAN LIMITED DBA AIR CANADA EXP	0	0	0	0	0	0	0	0	0	0	0	0	0
ALASKA AIRLINES, INC.	15,146	9,508	13,353	14,164	10,176	20,674	5,376	15,164	10,265	9,891	13,140	11,762	148,619
ALLEGiant AIR	0	0	0	0	0	0	0	0	0	0	0	0	0
AMERICAN AIRLINES, INC	331,458	343,555	323,244	273,209	190,162	216,204	174,112	229,771	211,769	230,965	291,946	320,581	3,136,976
DELTA AIR LINES, INC	614,844	581,591	515,961	634,028	598,210	541,831	470,673	638,992	570,245	698,921	504,969	509,660	6,879,925
ELI LILLY INTERNATIONAL CORPORATION	0	0	0	0	0	0	0	0	0	0	0	0	0
FRONTIER AIRLINES, INC.	0	0	0	0	0	0	0	0	0	0	0	0	0
MILLION AIR / INDIANAPOLIS AVIATION PARTNERS, LLC	0	0	0	0	0	0	0	0	0	0	0	0	0
ONEJET, INC	0	0	0	0	0	0	0	0	0	0	0	0	0
SIGNATURE FLIGHT SUPPORT	0	0	0	0	0	0	0	0	0	0	0	0	0
SOUTHWEST AIRLINES	445,654	414,728	392,599	418,075	429,718	362,442	388,676	388,790	350,963	373,890	346,897	410,479	4,722,911
SPIRIT AIRLINES	0	0	0	0	0	0	0	0	0	0	0	0	0
SUN COUNTRY AIRLINES / MN AIRLINES, LLC	0	0	0	0	0	0	0	0	0	0	0	0	0
SWIFT AIR / AVIATION ADVANTAGE INC.	0	0	0	0	0	0	0	0	0	0	0	0	0
UNITED AIRLINES	35,887	7,135	20,631	68,952	62,404	36,339	39,993	39,740	93,734	128,561	107,738	70,322	711,436
VOLARIS AIRLINES / VACATION EXPRESS	0	0	0	0	0	0	0	0	0	0	0	0	0
<b>Passenger Carriers Totals</b>	<b>1,442,989</b>	<b>1,356,517</b>	<b>1,265,788</b>	<b>1,408,428</b>	<b>1,290,670</b>	<b>1,177,490</b>	<b>1,078,830</b>	<b>1,312,457</b>	<b>1,236,976</b>	<b>1,442,228</b>	<b>1,264,690</b>	<b>1,322,804</b>	<b>15,599,867</b>
<b>Cargo Carriers</b>													
CARGOLUX AIRLINES INTERNATIONAL S.A.	1,151,160	1,122,480	1,262,380	984,820	1,146,020	1,028,420	973,240	1,072,200	1,056,800	936,880	1,284,840	905,080	12,924,320
CSA AIR, INC	15,672	18,137	21,330	27,511	28,974	25,879	30,854	31,320	28,470	31,196	28,932	23,673	311,948
FEDERAL EXPRESS CORP	164,191,682	147,310,254	166,981,616	166,591,380	174,249,301	148,422,849	148,422,849	165,031,528	145,828,510	180,629,769	154,805,954	224,339,781	1,986,805,473
KALITTA CHARTERS	1,238	1,963	1,320	1,650	1,193	1,230	1,638	360	12,000	0	0	375	22,967
MOUNTAIN AIR CARGO	698,654	553,363	763,444	97,729	863,714	480,220	502,105	514,378	406,262	51,407	414,316	242,322	5,587,914
UPS / UNITED PARCEL SERVICE INC, AN OHIO CORPORATI	0	0	0	228,443	0	0	0	0	0	0	0	0	228,443
WORLDWIDE FLIGHT SERVICES, INC.	49,700	18,683	11,500	8,645	3,352	38,868	5,963	0	22,500	10,400	0	0	169,611
<b>Cargo Carriers Totals</b>	<b>166,108,106</b>	<b>149,024,880</b>	<b>169,041,590</b>	<b>167,940,178</b>	<b>176,292,554</b>	<b>149,997,466</b>	<b>149,936,649</b>	<b>166,649,786</b>	<b>147,354,542</b>	<b>181,659,652</b>	<b>156,534,042</b>	<b>225,511,231</b>	<b>2,006,050,676</b>
<b>Grand Totals</b>	<b>167,551,095</b>	<b>150,381,397</b>	<b>170,307,378</b>	<b>169,348,606</b>	<b>177,583,224</b>	<b>151,174,956</b>	<b>151,015,479</b>	<b>167,962,243</b>	<b>148,591,518</b>	<b>183,101,880</b>	<b>157,798,732</b>	<b>226,834,035</b>	<b>2,021,650,543</b>

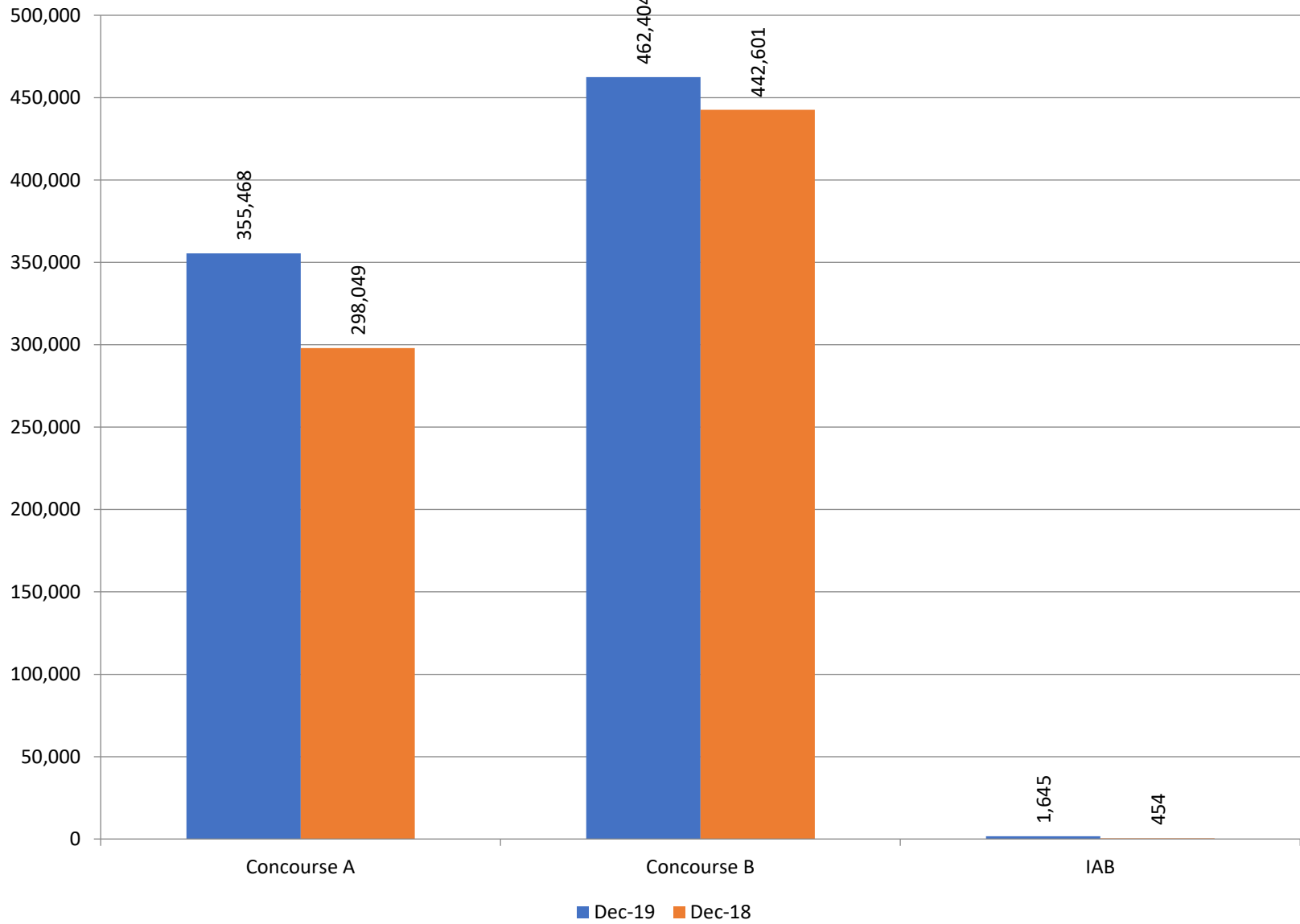
Traffic Forecast (Enplaned Passenger) By Month



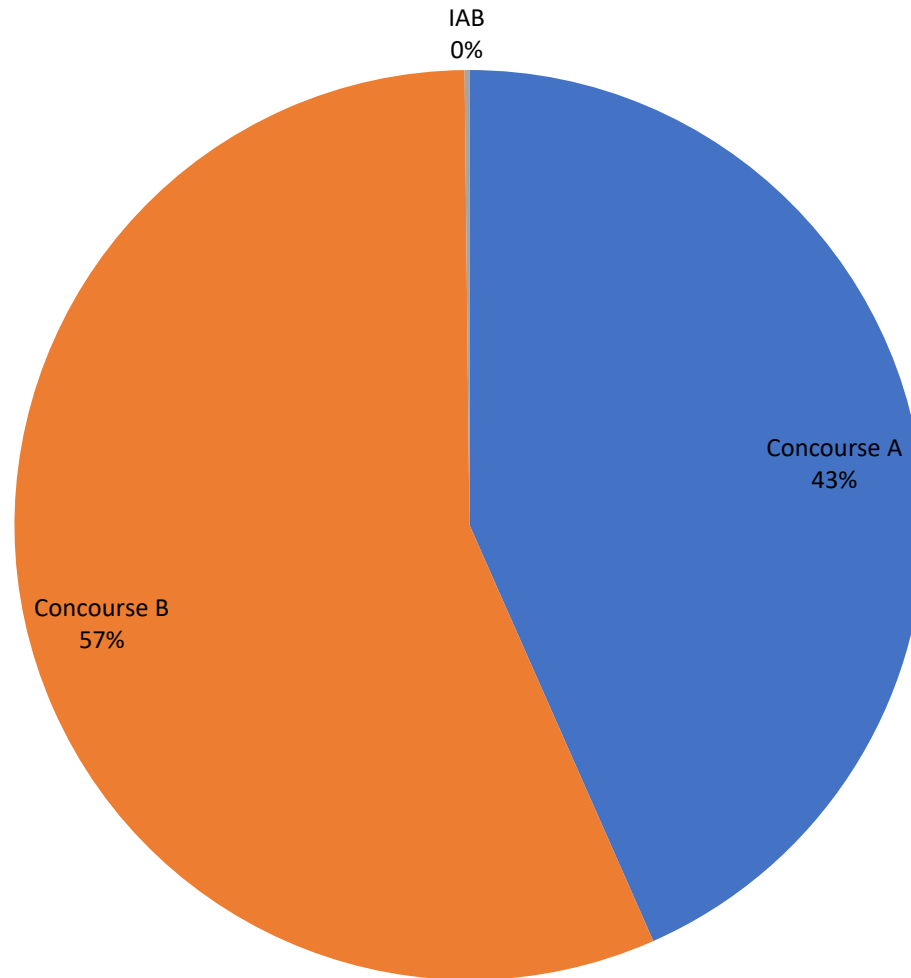
### Landing Weights for Passenger Aircraft December 2019 vs December 2018



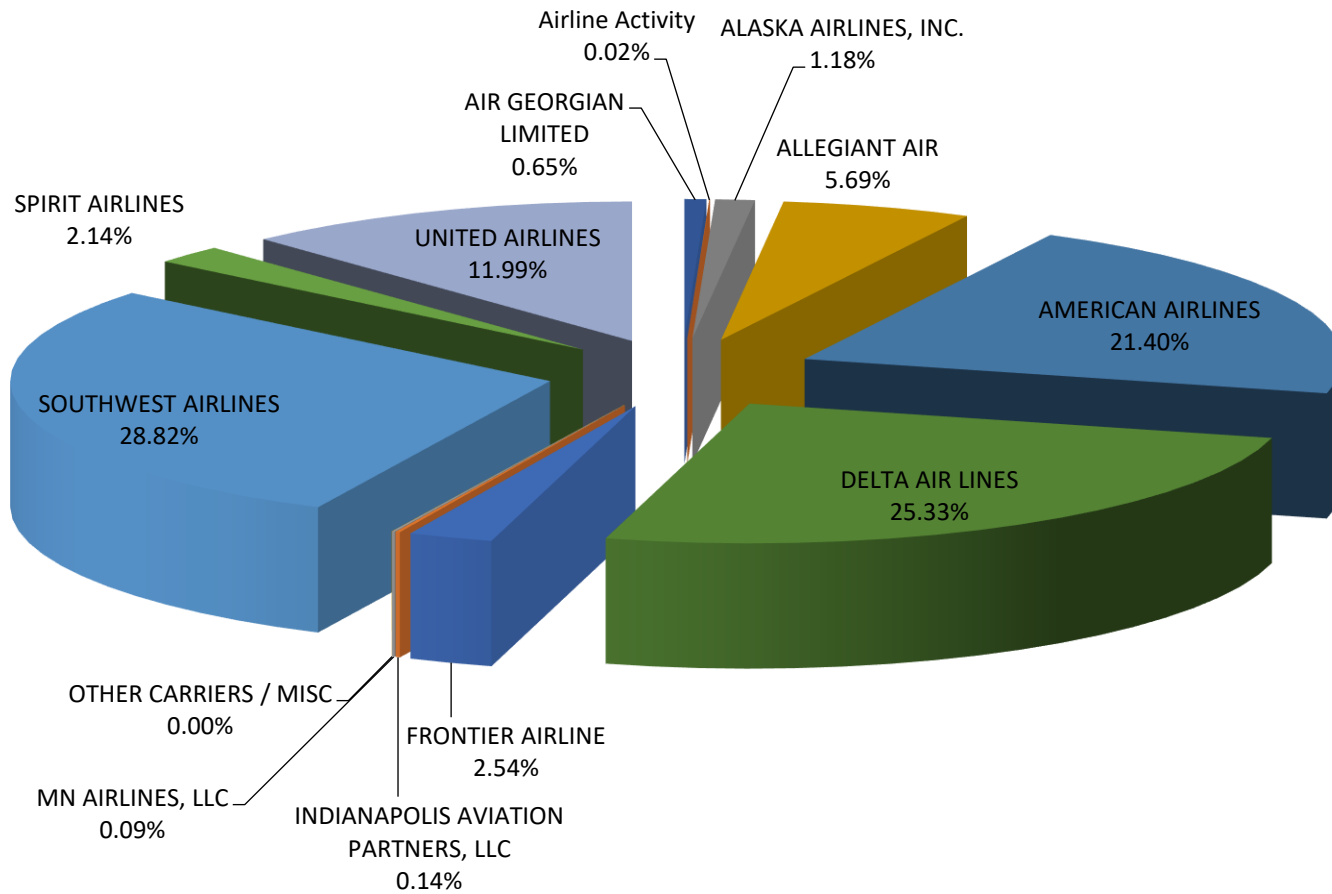
Total Monthly Passenger Share per Concourse (December 2019)



**Passenger Share per Concourse By Current Month December**  
**2019 - Enplaning**



**Y-T-D Market Share by Group / Airline / Total Passengers**  
**(December 2019)**





## Market Share December 2019

