



IND Airline | February
Activity Report | 2025

Indianapolis International Airport

Airline Activity Summary

For Month Ending February 2025

Passenger

		Feb(cur)	Feb(pre)	Difference	% Change	YTD Feb(cur)	YTD Feb(pre)	Difference	% Change
Domestic									
Domestic	DEPLANING	355,661	356,835	-1,174	-0.3%	720,433	720,572	-139	0.0%
	ENPLANING	360,428	357,598	2,830	0.8%	694,550	700,347	-5,797	-0.8%
	Subtotal	716,089	714,433	1,656	0.2%	1,414,983	1,420,919	-5,936	-0.4%
Charter	DEPLANING	1,689	878	811	92.4%	3,796	2,929	867	29.6%
	ENPLANING	3,743	1,874	1,869	99.7%	5,729	5,130	599	11.7%
	Subtotal	5,432	2,752	2,680	97.4%	9,525	8,059	1,466	18.2%
Total Domestic		721,521	717,185	4,336	0.6%	1,424,508	1,428,978	-4,470	-0.3%
International									
	DEPLANING	3,121	4,527	-1,406	-31.1%	5,059	6,411	-1,352	-21.1%
	ENPLANING	2,512	4,256	-1,744	-41.0%	5,168	6,033	-865	-14.3%
	Subtotal	5,633	8,783	-3,150	-35.9%	10,227	12,444	-2,217	-17.8%
Total International		5,633	8,783	-3,150	-35.9%	10,227	12,444	-2,217	-17.8%
	Deplaning	360,471	362,240	-1,769	-0.5%	729,288	729,912	-624	-0.1%
	Enplaning	366,683	363,728	2,955	0.8%	705,447	711,510	-6,063	-0.9%
	Subtotal	727,154	725,968	1,186	0.2%	1,434,735	1,441,422	-6,687	-0.5%
Total Passengers		727,154	725,968	1,186	0.2%	1,434,735	1,441,422	-6,687	-0.5%

Air Cargo (in tons)

Air Mail	Inbound	0	0	0	-100.0%	0	8	-8	-100.0%
	Outbound	0	1	-1	-100.0%	0	9	-9	-100.0%
	Subtotal	0	2	-2	-100.0%	0	17	-17	-100.0%
Freight Domestic	Inbound	26,633	30,597	-3,964	-13.0%	54,005	62,821	-8,815	-14.0%
	Outbound	29,191	32,418	-3,227	-10.0%	59,660	63,051	-3,391	-5.4%
	Subtotal	55,824	63,015	-7,191	-11.4%	113,665	125,871	-12,206	-9.7%
Freight Intl	Inbound	5,264	5,761	-496	-8.6%	11,334	12,037	-703	-5.8%
	Outbound	5,652	6,414	-762	-11.9%	11,350	12,660	-1,310	-10.3%
	Subtotal	10,916	12,174	-1,258	-10.3%	22,684	24,697	-2,013	-8.2%
Total Cargo		66,740	75,192	-8,451	-11.2%	136,349	150,585	-14,235	-9.5%

Aircraft Operations

Aircraft	Air Carrier	9,337	9,414	-77	-0.8%	18,850	19,035	-185	-1.0%
	Air Taxi	3,443	3,274	169	5.2%	6,729	4,438	2,291	51.6%
	Civil Itinerant	1,172	1,314	-142	-10.8%	2,220	2,275	-55	-2.4%
	Military Itinerant	76	94	-18	-19.1%	129	154	-25	-16.2%
Total Operations		14,028	14,096	-68	-0.5%	27,928	25,902	2,026	7.8%

Landing Weights

Landing	Freight Aircraft	167,287	190,028	-22,741	-12.0%	339,821	387,222	-47,401	-12.2%
	Passenger Aircraft	212,912	215,261	-2,349	-1.1%	430,284	428,821	1,463	0.3%
Total Landed Weights		380,199	405,290	-25,090	-6.2%	770,105	816,042	-45,937	-5.6%

**Indianapolis International Airport
Deplanement Cumulative Year To Date**

Carriers	January	February	March	April	May	June	July	August	September	October	November	December	Total
AIR CANADA EXPRESS / JAZZ AVIATION LP	-	-	-	-	-	-	-	-	-	-	-	-	-
ALASKA AIRLINES, INC.	4,061	3,559	-	-	-	-	-	-	-	-	-	-	7,620
ALLEGiant AIR	17,087	14,790	-	-	-	-	-	-	-	-	-	-	31,877
AMERICAN AIRLINES, INC	95,728	87,782	-	-	-	-	-	-	-	-	-	-	183,510
DELTA AIR LINES, INC	64,020	61,243	-	-	-	-	-	-	-	-	-	-	125,263
ELI LILLY INTERNATIONAL CORPORATION	-	-	-	-	-	-	-	-	-	-	-	-	-
FRONTIER AIRLINES, INC.	4,327	4,997	-	-	-	-	-	-	-	-	-	-	9,324
MILLION AIR / INDIANAPOLIS AVIATION PARTNERS, LLC	808	816	-	-	-	-	-	-	-	-	-	-	1,624
SIGNATURE FLIGHT SUPPORT LLC.	-	-	-	-	-	-	-	-	-	-	-	-	-
SOUTHWEST AIRLINES	105,574	101,213	-	-	-	-	-	-	-	-	-	-	206,787
SPIRIT AIRLINES	28,328	24,321	-	-	-	-	-	-	-	-	-	-	52,649
SUN COUNTRY AIRLINES / SUN COUNTRY, INC	1,400	2,522	-	-	-	-	-	-	-	-	-	-	3,922
TOTAL	-	-	-	-	-	-	-	-	-	-	-	-	-
UNITED AIRLINES	47,291	59,202	-	-	-	-	-	-	-	-	-	-	106,493
OTHER CARGO CARRIERS	193	26	-	-	-	-	-	-	-	-	-	-	219
Total	368,817	360,471	-	-	-	-	-	-	-	-	-	-	729,288
2024 Actual	367,672	362,240	473,249	453,257	477,540	493,219	499,356	412,674	404,831	482,909	420,905	422,515	5,270,367

Indianapolis International Airport

Cargo Activity Report Cumulative Year To Date

Carrier	January	February	March	April	May	June	July	August	September	October	November	December	Total
Passenger Carriers													
AIR CANADA	-	-											-
Air Canada / AIR GEORGIAN LIMITED DBA AIR CANADA EXPRESS	-	-											-
AIR CANADA EXPRESS / JAZZ AVIATION LP	-	-											-
ALASKA AIRLINES, INC.	8,037	6,309											14,346
ALLEGiant AIR	-	-											-
AMERICAN AIRLINES, INC	28,105	29,047											57,152
DELTA AIR LINES, INC	44,003	65,885											109,888
FRONTIER AIRLINES, INC.	-	-											-
SOUTHWEST AIRLINES	317,562	271,304											588,866
SPIRIT AIRLINES	-	-											-
SUN COUNTRY AIRLINES / SUN COUNTRY, INC	-	-											-
SWIFT AIR / AVIATION ADVANTAGE INC.	-	-											-
SWIFT AIR, LLC DBA IAERO AIRWAYS	-	-											-
UNITED AIRLINES	27,516	14,079											41,595
VIRGIN ATLANTIC, INC	-	-											-
Passenger Carriers Totals	425,223	386,624											811,847
Cargo Carriers													
ABX AIR INC.	-	-											-
AIRNET II, LLC	150	-											150
ATLAS AIR, INC.	334,904	168,585											503,489
CARGOLUX AIRLINES INTERNATIONAL S.A.	1,754,681	1,877,192											3,631,873
CSA AIR, INC	16,506	16,244											32,750
FEDERAL EXPRESS CORP	136,552,419	130,891,300											267,443,719
KALITTA AIR, LLC	-	-											-
KALITTA CHARTERS II, LLC	-	-											-
KALITTA CHARTERS, LLC	-	-											-
MOUNTAIN AIR CARGO	106,102	61,112											167,214
SIGNATURE FLIGHT SUPPORT LLC.	-	-											-
UNITED PARCEL SERVICE INC, AN OHIO CORPORATION	-	-											-
WORLDWIDE FLIGHT SERVICES, INC.	28,408	79,156											107,564
Cargo Carriers Totals	138,793,170	133,093,589											271,886,759
Grand Totals	139,218,393	133,480,213											272,698,606

Indianapolis International Airport

2025 Cargo Summary

Mail	January	February	March	April	May	June	July	August	September	October	November	December	Total
Outbound	-	-	-	-	-	-	-	-	-	-	-	-	-
Inbound	-	-	-	-	-	-	-	-	-	-	-	-	-
Total Mail	-	-	-	-	-	-	-	-	-	-	-	-	-
Domestic Freight													
Inbound	27,372	26,633	-	-	-	-	-	-	-	-	-	-	54,005
Outbound	30,469	29,191	-	-	-	-	-	-	-	-	-	-	59,660
International Freight													
Inbound	6,069	5,264	-	-	-	-	-	-	-	-	-	-	11,334
Outbound	5,698	5,652	-	-	-	-	-	-	-	-	-	-	11,350
Total Freight	69,609	66,740	-	-	-	-	-	-	-	-	-	-	136,349
Total Freight and Mail	69,609	66,740	-	-	-	-	-	-	-	-	-	-	136,349
Same Month 2024	75,393	75,192	75,902	73,114	79,620	71,766	74,419	80,010	69,112	85,600	72,201	75,540	907,868
Difference	-5,784	-8,451	-75,902	-73,114	-79,620	-71,766	-74,419	-80,010	-69,112	-85,600	-72,201	-75,540	-771,519
% Change	-8%	-11%											
Carrier Totals - By Pounds & Tons													
Passenger Aircraft	425,223	386,624	-	-	-	-	-	-	-	-	-	-	811,847
Tonnage	213	193	-	-	-	-	-	-	-	-	-	-	406
CSA AIR, INC	16,506	16,244	-	-	-	-	-	-	-	-	-	-	32,750
FEDERAL EXPRESS CORP	136,552,419	130,891,300	-	-	-	-	-	-	-	-	-	-	267,443,719
OTHER CARGO CARRIERS	2,224,245	2,186,045	-	-	-	-	-	-	-	-	-	-	4,410,290
SIGNATURE FLIGHT SUPPORT LLC.	-	-	-	-	-	-	-	-	-	-	-	-	-
Total Cargo Carriers	138,793,170	133,093,589	-	-	-	-	-	-	-	-	-	-	271,886,759
Tonnage	69,397	66,547	-	-	-	-	-	-	-	-	-	-	135,943
Total Cargo	69,609	66,740	-	-	-	-	-	-	-	-	-	-	136,349
2025 YTD	69,609	136,349	-	-	-	-	-	-	-	-	-	-	136,349
2024 YTD	75,393	150,585	226,486	299,600	379,219	450,985	525,404	605,415	674,527	760,127	832,328	907,868	907,868

Indianapolis International Airport
Total Passengers

Current Month (February 2025) vs. Previous Month (January 2025)

Operator	Carrier	February 2025		January 2025		Difference	% Change
		Total	% Total	Total	% Total		
ALASKA AIRLINES, INC.							
	ALASKA AIRLINES, INC.	7,008	1.0%	7,956	1.1%	-948	-11.9%
	ALASKA AIRLINES, INC. Total	7,008	1.0%	7,956	1.1%	-948	-11.9%
INDIANAPOLIS AVIATION PARTNERS, LLC							
	INDIANAPOLIS AVIATION PARTNERS, LLC	1,801	0.2%	1,561	0.2%	240	15.4%
	INDIANAPOLIS AVIATION PARTNERS, LLC Total	1,801	0.2%	1,561	0.2%	240	15.4%
SPIRIT AIRLINES							
	SPIRIT AIRLINES	49,716	6.8%	52,773	7.5%	-3,057	-5.8%
	SPIRIT AIRLINES Total	49,716	6.8%	52,773	7.5%	-3,057	-5.8%
SUN COUNTRY AIRLINES / SUN COUNTRY, INC							
	SUN COUNTRY AIRLINES / SUN COUNTRY, INC	4,896	0.7%	3,261	0.5%	1,635	50.1%
	SUN COUNTRY AIRLINES / SUN COUNTRY, INC Total	4,896	0.7%	3,261	0.5%	1,635	50.1%
AIR CANADA JAZZ							
	AIR CANADA EXPRESS / JAZZ AVIATION LP	0	0.0%	0	0.0%	0	0.0%
	AIR CANADA JAZZ Total	0	0.0%	0	0.0%	0	0.0%
ALLEGiant AIR							
	ALLEGiant AIR	30,058	4.1%	32,639	4.6%	-2,581	-7.9%
	ALLEGiant AIR Total	30,058	4.1%	32,639	4.6%	-2,581	-7.9%
AMERICAN AIRLINES							
	AMERICAN AIRLINES, INC	177,028	24.3%	183,845	26.0%	-6,817	-3.7%
	AMERICAN AIRLINES Total	177,028	24.3%	183,845	26.0%	-6,817	-3.7%
DELTA AIR LINES							
	DELTA AIR LINES, INC	122,069	16.8%	123,908	17.5%	-1,839	-1.5%
	DELTA AIR LINES Total	122,069	16.8%	123,908	17.5%	-1,839	-1.5%
FRONTIER AIRLINE							
	FRONTIER AIRLINES, INC.	10,824	1.5%	8,121	1.1%	2,703	33.3%
	FRONTIER AIRLINE Total	10,824	1.5%	8,121	1.1%	2,703	33.3%
SIGNATURE FLIGHT SERVICES							
	SIGNATURE FLIGHT SUPPORT LLC.	0	0.0%	0	0.0%	0	0.0%
	SIGNATURE FLIGHT SERVICES Total	0	0.0%	0	0.0%	0	0.0%
SOUTHWEST AIRLINES							
	SOUTHWEST AIRLINES	205,550	28.3%	201,871	28.5%	3,679	1.8%
	SOUTHWEST AIRLINES Total	205,550	28.3%	201,871	28.5%	3,679	1.8%
UNITED AIRLINES							
	UNITED AIRLINES	118,152	16.2%	91,259	12.9%	26,893	29.5%
	UNITED AIRLINES Total	118,152	16.2%	91,259	12.9%	26,893	29.5%
OTHER CARGO CARRIERS							
	OTHER CARGO CARRIERS	52	0.0%	387	0.1%	-335	-86.6%
	OTHER CARGO CARRIERS Total	52	0.0%	387	0.1%	-335	-86.6%
	Total	727,154	100.0%	707,581	100.0%	19,573	2.8%

Indianapolis International Airport

Total Passengers

Current Month (February 2025) Same Month Previous Year (February 2024)

Operator	Carrier	February 2025		February 2024		Difference	% Change
		Total	% Total	Total	% Total		
ALASKA AIRLINES, INC.							
	ALASKA AIRLINES, INC.	7,008	1.0%	6,839	0.9%	169	2.5%
	ALASKA AIRLINES, INC. Total	7,008	1.0%	6,839	0.9%	169	2.5%
INDIANAPOLIS AVIATION PARTNERS, LLC							
	INDIANAPOLIS AVIATION PARTNERS, LLC	1,801	0.2%	991	0.3%	810	81.7%
	INDIANAPOLIS AVIATION PARTNERS, LLC Total	1,801	0.2%	991	0.3%	810	81.7%
SPIRIT AIRLINES							
	SPIRIT AIRLINES	49,716	6.8%	62,624	8.7%	-12,908	-20.6%
	SPIRIT AIRLINES Total	49,716	6.8%	62,624	8.7%	-12,908	-20.6%
SUN COUNTRY AIRLINES / SUN COUNTRY, INC							
	SUN COUNTRY AIRLINES / SUN COUNTRY, INC	4,896	0.7%	5,042	0.7%	-146	-2.9%
	SUN COUNTRY AIRLINES / SUN COUNTRY, INC Total	4,896	0.7%	5,042	0.7%	-146	-2.9%
AIR CANADA JAZZ							
	AIR CANADA EXPRESS / JAZZ AVIATION LP	0	0.0%	2,212	0.3%	-2,212	-100.0%
	AIR CANADA JAZZ Total	0	0.0%	2,212	0.3%	-2,212	-100.0%
ALLEGiant AIR							
	ALLEGiant AIR	30,058	4.1%	27,326	3.8%	2,732	10.0%
	ALLEGiant AIR Total	30,058	4.1%	27,326	3.8%	2,732	10.0%
AMERICAN AIRLINES							
	AMERICAN AIRLINES, INC	177,028	24.3%	189,057	25.8%	-12,029	-6.4%
	AMERICAN AIRLINES Total	177,028	24.3%	189,057	25.8%	-12,029	-6.4%
DELTA AIR LINES							
	DELTA AIR LINES, INC	122,069	16.8%	123,871	16.9%	-1,802	-1.5%
	DELTA AIR LINES Total	122,069	16.8%	123,871	16.9%	-1,802	-1.5%
FRONTIER AIRLINE							
	FRONTIER AIRLINES, INC.	10,824	1.5%	10,820	1.4%	4	0.0%
	FRONTIER AIRLINE Total	10,824	1.5%	10,820	1.4%	4	0.0%
SIGNATURE FLIGHT SERVICES							
	SIGNATURE FLIGHT SUPPORT LLC.	0	0.0%	0	0.0%	0	0.0%
	SIGNATURE FLIGHT SERVICES Total	0	0.0%	0	0.0%	0	0.0%
SOUTHWEST AIRLINES							
	SOUTHWEST AIRLINES	205,550	28.3%	209,368	29.1%	-3,818	-1.8%
	SOUTHWEST AIRLINES Total	205,550	28.3%	209,368	29.1%	-3,818	-1.8%
UNITED AIRLINES							
	UNITED AIRLINES	118,152	16.2%	87,811	12.2%	30,341	34.6%
	UNITED AIRLINES Total	118,152	16.2%	87,811	12.2%	30,341	34.6%
OTHER CARGO CARRIERS							
	OTHER CARGO CARRIERS	52	0.0%	7	0.0%	45	642.9%
	OTHER CARGO CARRIERS Total	52	0.0%	7	0.0%	45	642.9%
	Total	727,154	100.0%	725,968	100.0%	1,186	0.2%

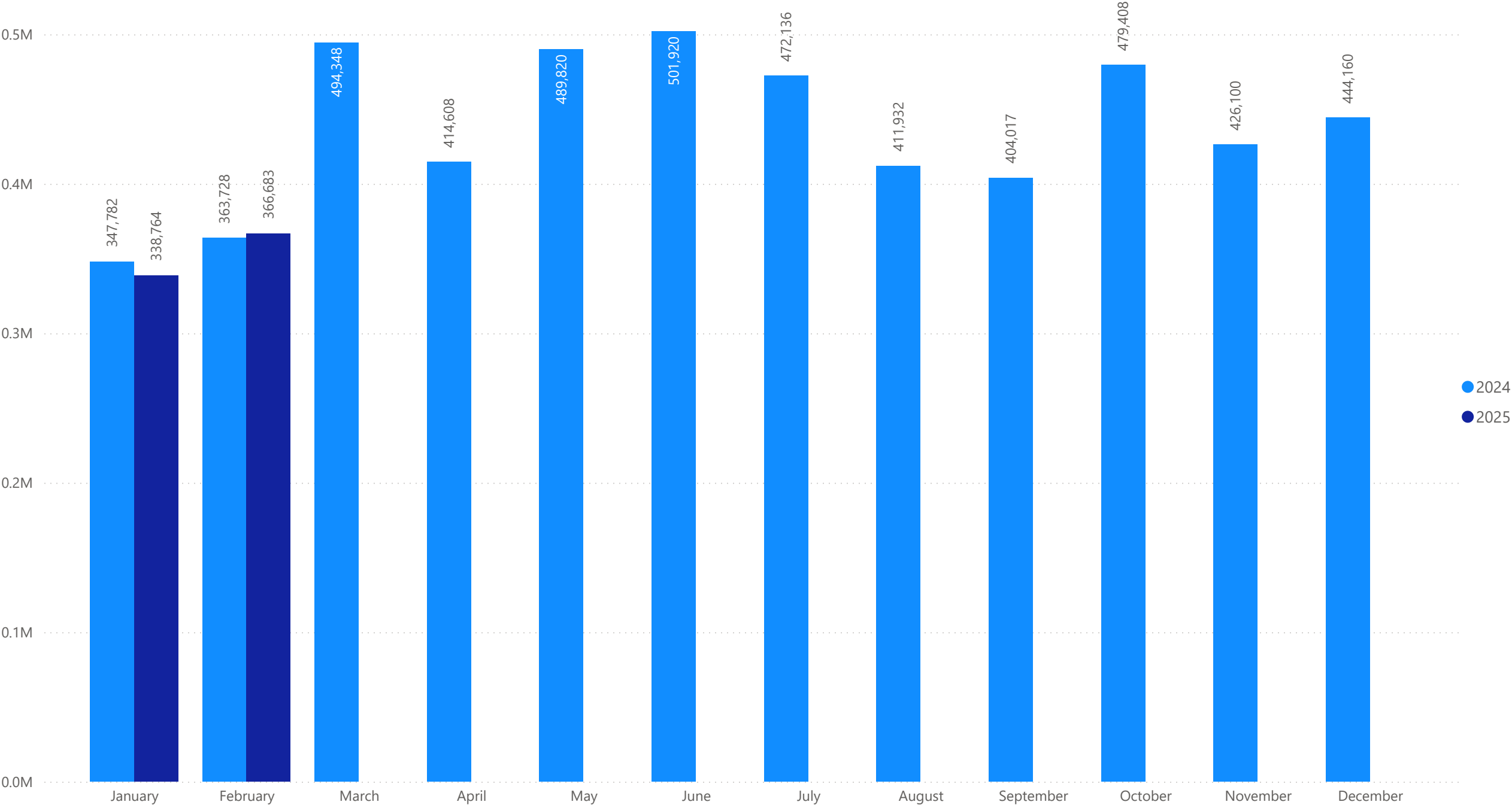
Indianapolis International Airport
Total Passengers
Current Month-February 2025

Operator	Carrier	Enplaning	Enplaning % of Total	Deplaning	Total	% of Total
ALASKA AIRLINES, INC.						
	ALASKA AIRLINES, INC.	3,449	0.9%	3,559	7,008	1.0%
	ALASKA AIRLINES, INC. Total	3,449	0.9%	3,559	7,008	1.0%
MILLION AIR / INDIANAPOLIS AVIATION PARTNERS, LLC						
	MILLION AIR / INDIANAPOLIS AVIATION PARTNERS, LLC	985	0.3%	816	1,801	0.2%
	MILLION AIR / INDIANAPOLIS AVIATION PARTNERS, LLC Total	985	0.3%	816	1,801	0.2%
SPIRIT AIRLINES						
	SPIRIT AIRLINES	25,395	6.9%	24,321	49,716	6.8%
	SPIRIT AIRLINES Total	25,395	6.9%	24,321	49,716	6.8%
SUN COUNTRY AIRLINES / SUN COUNTRY, INC						
	SUN COUNTRY AIRLINES / SUN COUNTRY, INC	2,374	0.6%	2,522	4,896	0.7%
	SUN COUNTRY AIRLINES / SUN COUNTRY, INC Total	2,374	0.6%	2,522	4,896	0.7%
AIR CANADA EXPRESS / JAZZ AVIATION LP						
	AIR CANADA EXPRESS / JAZZ AVIATION LP	0	0.0%	0	0	0.0%
	AIR CANADA EXPRESS / JAZZ AVIATION LP Total	0	0.0%	0	0	0.0%
ALLEGiant AIR						
	ALLEGiant AIR	15,268	4.2%	14,790	30,058	4.1%
	ALLEGiant AIR Total	15,268	4.2%	14,790	30,058	4.1%
AMERICAN AIRLINES						
	AMERICAN AIRLINES, INC	89,246	24.3%	87,782	177,028	24.3%
	AMERICAN AIRLINES Total	89,246	24.3%	87,782	177,028	24.3%
DELTA AIR LINES						
	DELTA AIR LINES, INC	60,826	16.6%	61,243	122,069	16.8%
	DELTA AIR LINES Total	60,826	16.6%	61,243	122,069	16.8%
FRONTIER AIRLINE						
	FRONTIER AIRLINES, INC.	5,827	1.6%	4,997	10,824	1.5%
	FRONTIER AIRLINE Total	5,827	1.6%	4,997	10,824	1.5%
SIGNATURE FLIGHT SERVICES						
	SIGNATURE FLIGHT SUPPORT LLC.	0	0.0%	0	0	0.0%
	SIGNATURE FLIGHT SERVICES Total	0	0.0%	0	0	0.0%
SOUTHWEST AIRLINES						
	SOUTHWEST AIRLINES	104,337	28.5%	101,213	205,550	28.3%
	SOUTHWEST AIRLINES Total	104,337	28.5%	101,213	205,550	28.3%
UNITED AIRLINES						
	UNITED AIRLINES	58,950	16.1%	59,202	118,152	16.2%
	UNITED AIRLINES Total	58,950	16.1%	59,202	118,152	16.2%
OTHER CARGO CARRIERS						
	OTHER CARGO CARRIERS	26	0.0%	26	52	0.0%
	OTHER CARGO CARRIERS Total	26	0.0%	26	52	0.0%
	Total	366,683	100.0%	360,471	727,154	100.0%

Indianapolis International Airport
Total Passengers
Year To Date - February 2025

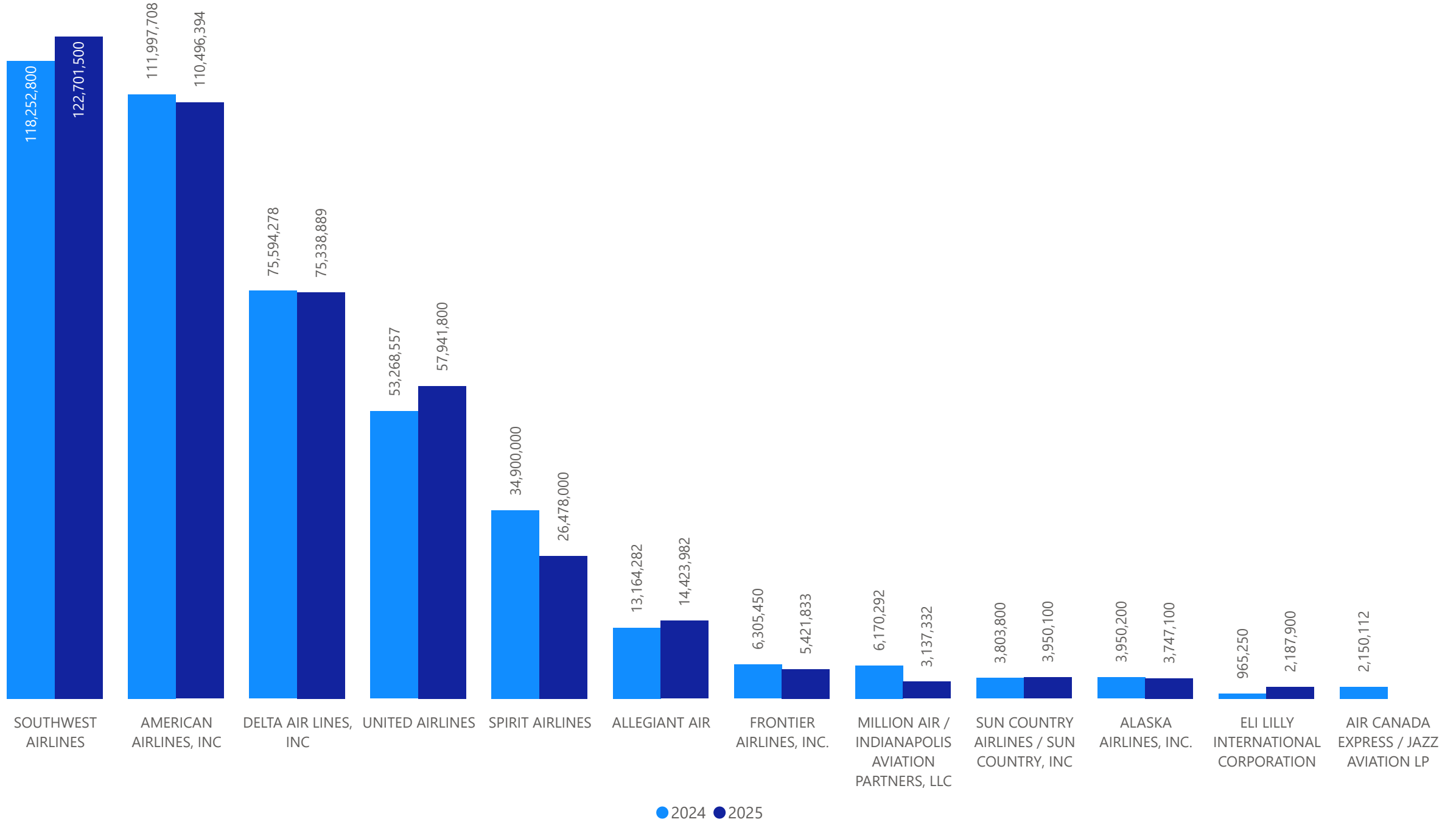
Operator	Carrier	Enplaning	Enplaning % of Total	Deplaning	Total	% of Total
ALASKA AIRLINES, INC.						
	ALASKA AIRLINES, INC.	7,344	1.0%	7,620	14,964	1.0%
	ALASKA AIRLINES, INC. Total	7,344	1.0%	7,620	14,964	1.0%
MILLION AIR / INDIANAPOLIS AVIATION PARTNERS, LLC						
	MILLION AIR / INDIANAPOLIS AVIATION PARTNERS, LLC	1,738	0.2%	1,624	3,362	0.2%
	MILLION AIR / INDIANAPOLIS AVIATION PARTNERS, LLC Total	1,738	0.2%	1,624	3,362	0.2%
SPIRIT AIRLINES						
	SPIRIT AIRLINES	49,840	7.1%	52,649	102,489	7.1%
	SPIRIT AIRLINES Total	49,840	7.1%	52,649	102,489	7.1%
SUN COUNTRY AIRLINES / SUN COUNTRY, INC						
	SUN COUNTRY AIRLINES / SUN COUNTRY, INC	4,235	0.6%	3,922	8,157	0.6%
	SUN COUNTRY AIRLINES / SUN COUNTRY, INC Total	4,235	0.6%	3,922	8,157	0.6%
AIR CANADA EXPRESS / JAZZ AVIATION LP						
	AIR CANADA EXPRESS / JAZZ AVIATION LP	0	0.0%	0	0	0.0%
	AIR CANADA EXPRESS / JAZZ AVIATION LP Total	0	0.0%	0	0	0.0%
ALLEGiant AIR						
	ALLEGiant AIR	30,820	4.4%	31,877	62,697	4.4%
	ALLEGiant AIR Total	30,820	4.4%	31,877	62,697	4.4%
AMERICAN AIRLINES						
	AMERICAN AIRLINES, INC	177,363	25.1%	183,510	360,873	25.2%
	AMERICAN AIRLINES Total	177,363	25.1%	183,510	360,873	25.2%
DELTA AIR LINES						
	DELTA AIR LINES, INC	120,714	17.1%	125,263	245,977	17.1%
	DELTA AIR LINES Total	120,714	17.1%	125,263	245,977	17.1%
FRONTIER AIRLINE						
	FRONTIER AIRLINES, INC.	9,621	1.4%	9,324	18,945	1.3%
	FRONTIER AIRLINE Total	9,621	1.4%	9,324	18,945	1.3%
SIGNATURE FLIGHT SERVICES						
	SIGNATURE FLIGHT SUPPORT LLC.	0	0.0%	0	0	0.0%
	SIGNATURE FLIGHT SERVICES Total	0	0.0%	0	0	0.0%
SOUTHWEST AIRLINES						
	SOUTHWEST AIRLINES	200,634	28.4%	206,787	407,421	28.4%
	SOUTHWEST AIRLINES Total	200,634	28.4%	206,787	407,421	28.4%
UNITED AIRLINES						
	UNITED AIRLINES	102,918	14.6%	106,493	209,411	14.6%
	UNITED AIRLINES Total	102,918	14.6%	106,493	209,411	14.6%
OTHER CARGO CARRIERS						
	OTHER CARGO CARRIERS	220	0.0%	219	439	0.0%
	OTHER CARGO CARRIERS Total	220	0.0%	219	439	0.0%
	Total	705,447	100.0%	729,288	1,434,735	100.0%

Traffic Forecast (Enplaned Passenger)

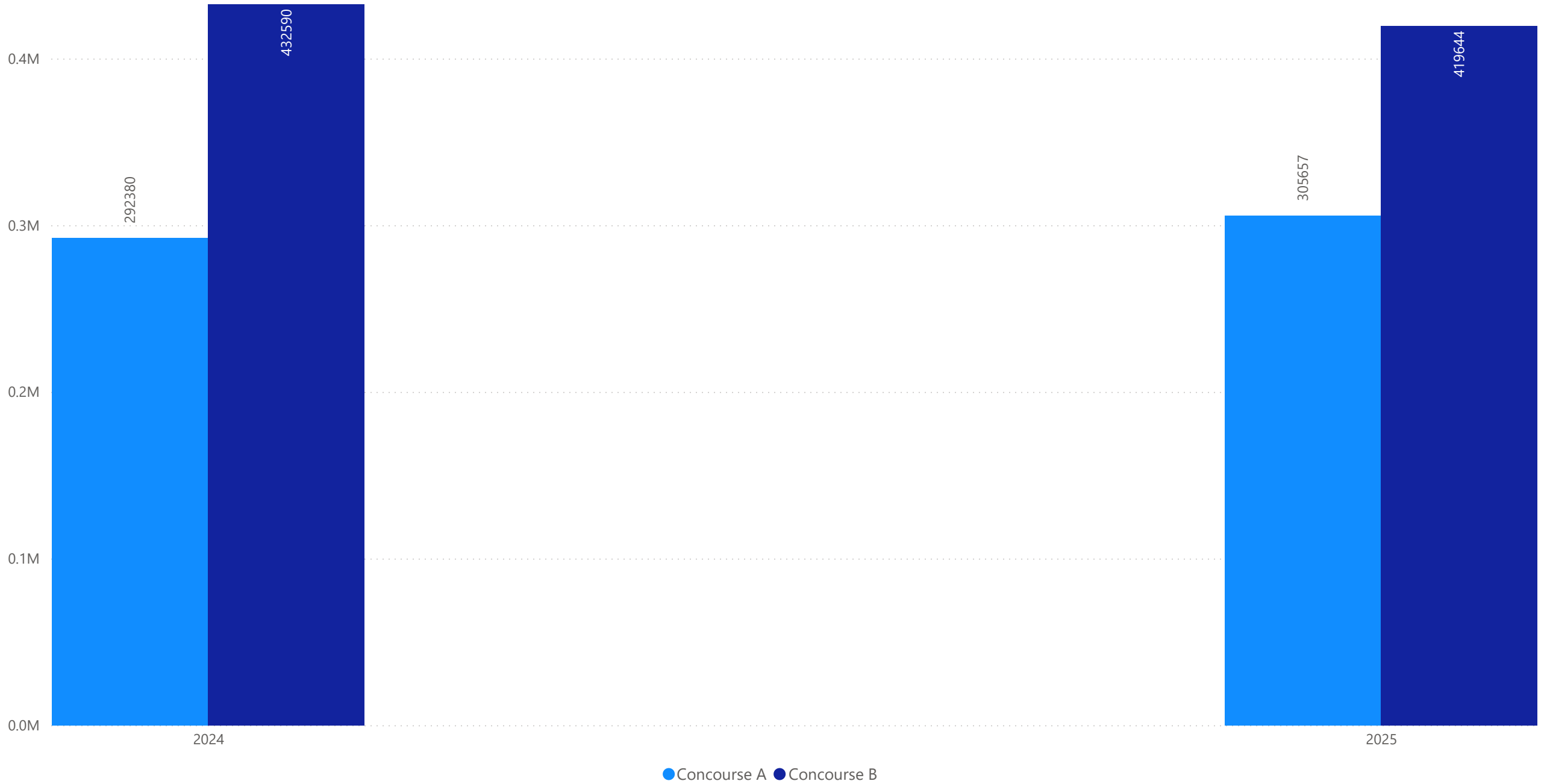




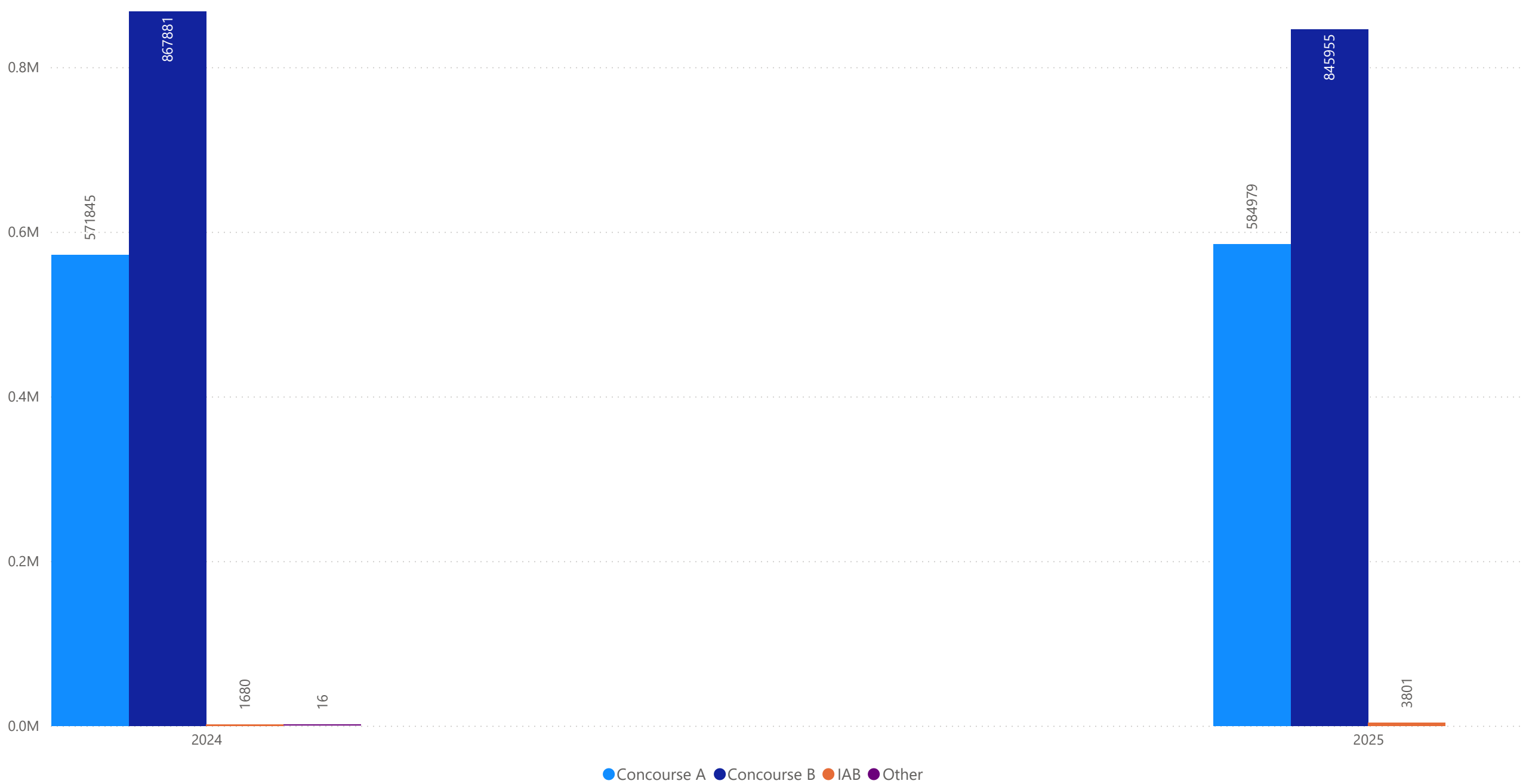
Landing Weights for Passenger Aircraft Current Month vs Previous Month Previous Year



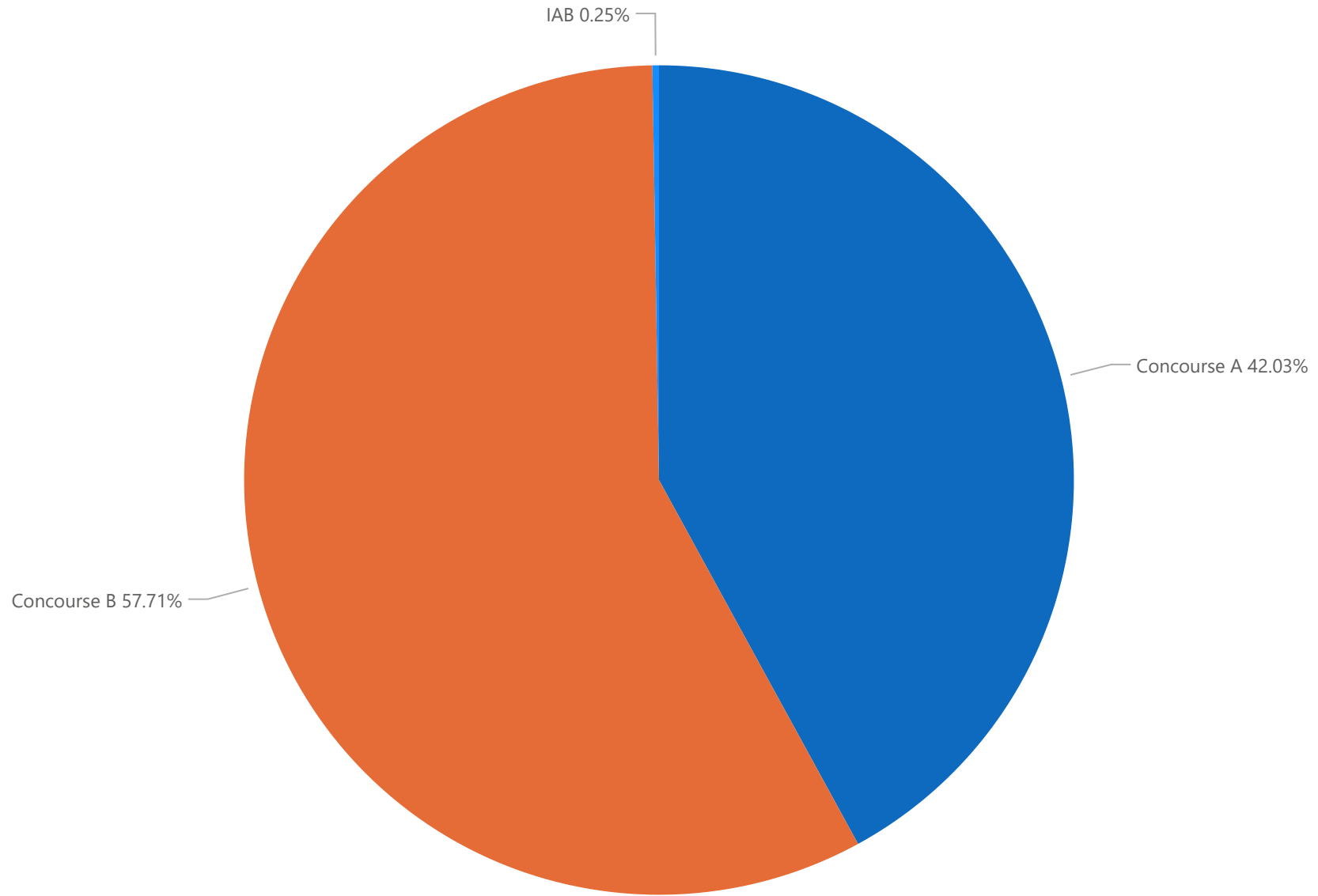
February Passenger Share per Concourse



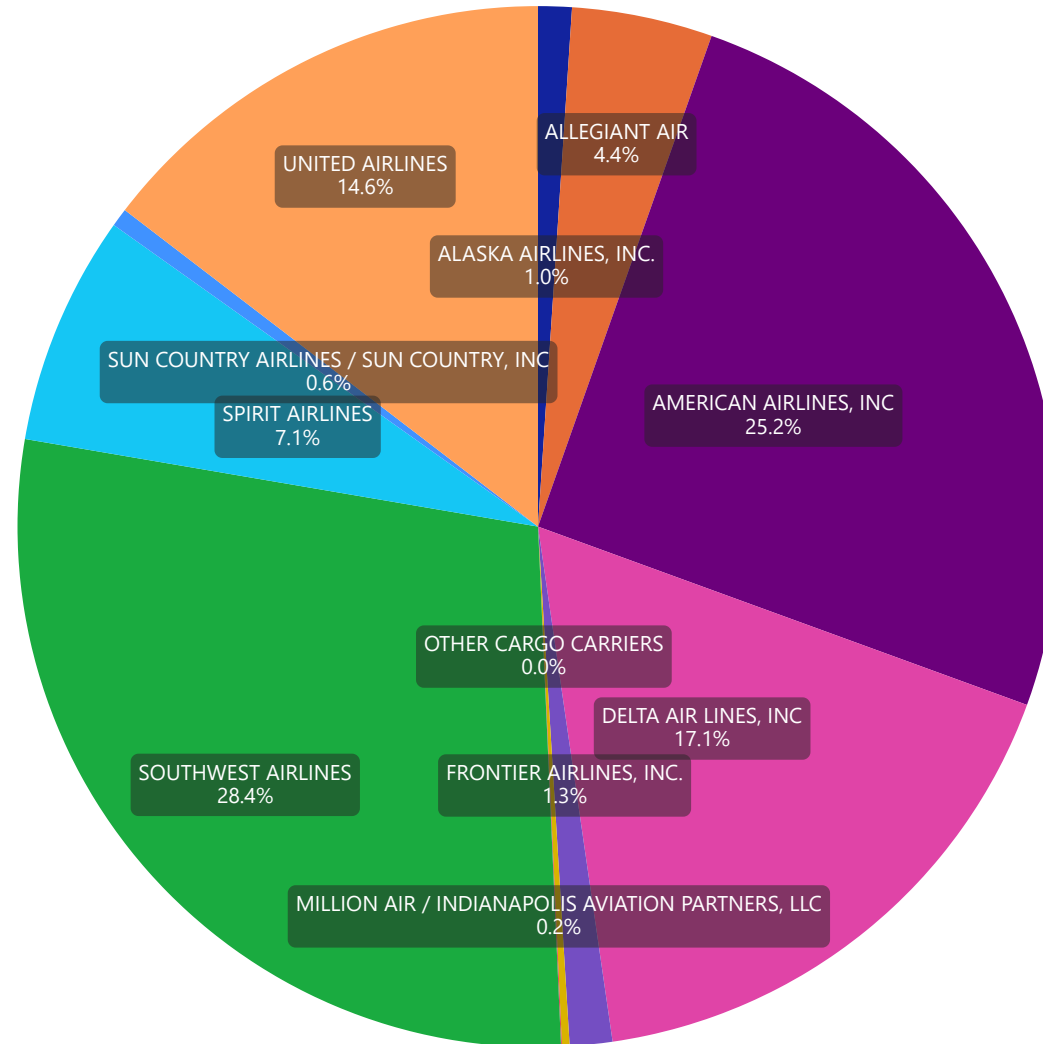
Year To Date Passenger Share Per Concourse



Passenger Share per Concourse By Current Month

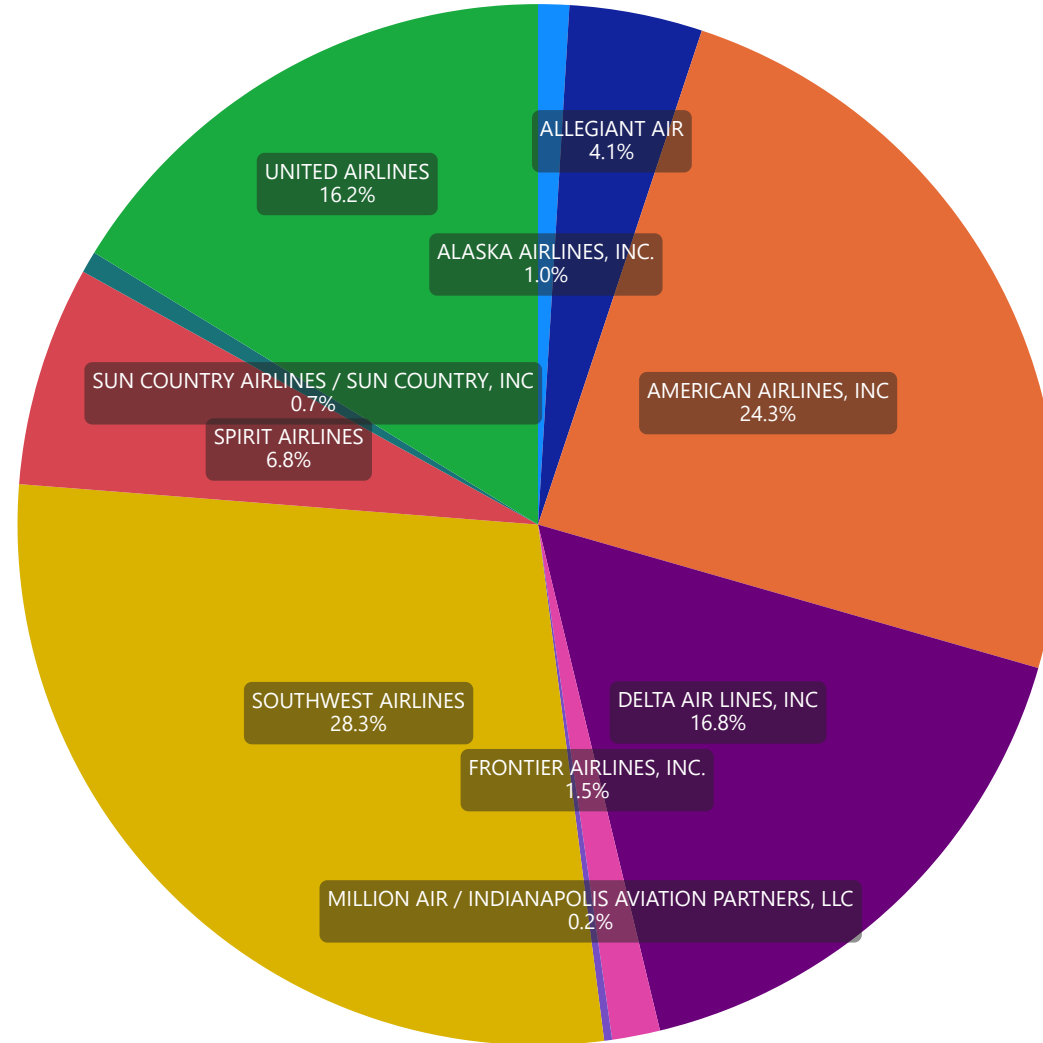


Year To Date Market Share by Group / Airline / Total Passengers





Market Share Current Month



Enplaned Passengers

