



IND Airline | December
Activity Report | 2025

Indianapolis International Airport

Airline Activity Summary

For Month Ending December 2025

Passenger

		Dec(cur)	Dec(pre)	Difference	% Change	YTD Dec(cur)	YTD Dec(pre)	Difference	% Change
Domestic									
Domestic	DEPLANING	399,681	419,819	-20,138	-4.8%	5,241,172	5,227,148	14,024	0.3%
	ENPLANING	439,113	440,470	-1,357	-0.3%	5,225,581	5,196,788	28,793	0.6%
	Subtotal	838,794	860,289	-21,495	-2.5%	10,466,753	10,423,936	42,817	0.4%
Charter	DEPLANING	1,815	1,600	215	13.4%	30,359	12,522	17,837	142.4%
	ENPLANING	2,010	2,321	-311	-13.4%	32,032	24,686	7,346	29.8%
	Subtotal	3,825	3,921	-96	-2.4%	62,391	37,208	25,183	67.7%
Total Domestic		842,619	864,210	-21,591	-2.5%	10,529,144	10,461,144	68,000	0.7%
International									
	DEPLANING	2,890	1,096	1,794	163.7%	44,370	30,697	13,673	44.5%
	ENPLANING	3,291	1,369	1,922	140.4%	42,579	28,485	14,094	49.5%
	Subtotal	6,181	2,465	3,716	150.8%	86,949	59,182	27,767	46.9%
Total International		6,181	2,465	3,716	150.8%	86,949	59,182	27,767	46.9%
	Deplaning	404,386	422,515	-18,129	-4.3%	5,315,901	5,270,367	45,534	0.9%
	Enplaning	444,414	444,160	254	0.1%	5,300,192	5,249,959	50,233	1.0%
	Subtotal	848,800	866,675	-17,875	-2.1%	10,616,093	10,520,326	95,767	0.9%
Total Passengers		848,800	866,675	-17,875	-2.1%	10,616,093	10,520,326	95,767	0.9%

Air Cargo (in tons)

Air Mail	Inbound	0				4	10	-6	-60.0%
	Outbound	0				3	10	-7	-70.0%
	Subtotal	0				6	20	-13	-65.0%
Freight Domestic	Inbound	33,245	30,668	2,576	8.4%	359,479	363,900	-4,421	-1.2%
	Outbound	37,798	33,466	4,332	12.9%	402,520	395,115	7,405	1.9%
	Subtotal	71,042	64,134	6,908	10.8%	761,999	759,015	2,984	0.4%
Freight Intl	Inbound	6,407	5,882	525	8.9%	71,649	75,747	-4,098	-5.4%
	Outbound	4,898	5,524	-626	-11.3%	65,410	73,087	-7,676	-10.5%
	Subtotal	11,304	11,406	-102	-0.9%	137,059	148,833	-11,774	-7.9%
Total Cargo		82,346	75,540	6,807	9.0%	899,065	907,868	-8,803	-1.0%

Aircraft Operations

Aircraft	Air Carrier	11,267	10,214	1,053	10.3%	132,162	125,139	7,023	5.6%
	Air Taxi	2,972	3,106	-134	-4.3%	49,390	50,620	-1,230	-2.4%
	Civil Itinerant	1,259	1,064	195	18.3%	15,806	14,909	897	6.0%
	Military Itinerant	84	52	32	61.5%	1,033	1,178	-145	-12.3%
Total Operations		15,582	14,436	1,146	7.9%	198,391	191,846	6,545	3.4%

Landing Weights

Landing	Freight Aircraft	203,471	183,482	19,989	10.9%	2,173,225	2,247,491	-74,266	-3.3%
	Passenger Aircraft	257,188	241,793	15,395	6.4%	3,142,151	2,968,692	173,459	5.8%
Total Landed Weights		460,658	425,275	35,384	8.3%	5,315,376	5,216,183	99,193	1.9%

**Indianapolis International Airport
Enplanement Cumulative Year To Date**

Carriers	January	February	March	April	May	June	July	August	September	October	November	December	Total
AER LINGUS LIMITED	-	-	-	-	2,714	2,370	2,004	2,524	2,231	2,293	1,726	1,597	17,459
AIR CANADA EXPRESS / JAZZ AVIATION LP	-	-	-	-	1,921	2,833	1,749	1,588	1,695	1,133	-	-	10,919
ALASKA AIRLINES, INC.	3,895	3,449	4,961	5,423	9,910	9,786	9,850	9,485	7,522	7,028	5,438	6,502	83,249
ALLEGiant AIR	15,552	15,268	27,938	17,812	23,787	36,489	35,472	15,484	9,839	27,101	26,945	23,412	275,099
AMERICAN AIRLINES, INC	88,117	89,246	115,637	101,785	121,519	109,480	117,993	111,955	106,875	127,034	105,147	108,825	1,303,613
DELTA AIR LINES, INC	59,888	60,826	80,576	76,347	88,449	94,810	91,752	87,253	83,691	94,726	75,611	78,002	971,931
ELI LILLY INTERNATIONAL CORPORATION	-	-	-	-	-	-	-	-	-	-	-	-	-
FRONTIER AIRLINES, INC.	3,794	5,827	12,133	9,605	13,850	12,193	14,282	13,159	10,980	14,534	10,622	10,199	131,178
MILLION AIR / INDIANAPOLIS AVIATION PARTNERS, LLC	753	985	2,081	647	1,508	1,129	912	1,537	2,393	881	1,549	848	15,223
SIGNATURE FLIGHT SUPPORT LLC.	-	-	130	-	-	-	-	-	-	-	-	-	130
SOUTHWEST AIRLINES	96,297	104,337	157,983	118,493	131,698	125,248	120,777	108,490	107,679	155,593	121,596	137,271	1,485,462
SPIRIT AIRLINES	24,445	25,395	38,494	25,398	30,634	28,268	22,923	17,616	22,519	28,419	13,249	16,680	294,040
SUN COUNTRY AIRLINES / SUN COUNTRY, INC	1,861	2,374	331	498	2,132	2,853	2,989	1,794	904	1,421	1,901	121	19,179
UNITED AIRLINES	43,968	44,791	53,209	52,795	64,018	64,030	62,576	61,411	60,279	67,541	56,426	60,765	691,809
OTHER CARGO CARRIERS	194	26	2	11	13	5	26	54	352	11	15	192	901
Total	338,764	352,524	493,475	408,814	492,153	489,494	483,305	432,350	416,959	527,715	420,225	444,414	5,300,192
2024 Actual	347,782	363,728	494,348	414,608	489,820	501,920	472,136	411,932	404,017	479,408	426,100	444,160	5,249,959
Variance (Act/Orig)	-3%	-3%	0%	-1%	0%	-2%	2%	5%	3%	10%	-1%	0%	

**Indianapolis International Airport
Deplanement Cumulative Year To Date**

Carriers	January	February	March	April	May	June	July	August	September	October	November	December	Total
AER LINGUS LIMITED	-	-	-	-	2,215	2,691	2,821	2,696	2,371	2,772	1,909	1,770	19,245
AIR CANADA EXPRESS / JAZZ AVIATION LP	-	-	-	28	1,619	2,611	2,023	1,501	1,890	1,213	-	-	10,885
ALASKA AIRLINES, INC.	4,061	3,559	5,001	5,588	8,918	9,482	10,271	9,724	8,329	7,332	5,724	6,586	84,575
ALLEGiant AIR	17,087	14,790	26,074	20,737	23,164	35,867	36,436	16,263	9,546	25,113	25,081	21,433	271,591
AMERICAN AIRLINES, INC	95,728	87,782	110,693	112,425	126,606	109,002	128,973	109,900	107,578	129,489	101,714	99,508	1,319,398
DELTA AIR LINES, INC	64,020	61,243	76,204	79,465	87,986	92,087	95,368	89,102	86,240	95,756	74,406	71,880	973,757
ELI LILLY INTERNATIONAL CORPORATION	-	-	-	-	-	-	-	-	-	-	-	-	-
FRONTIER AIRLINES, INC.	4,327	4,997	11,078	10,663	13,041	13,067	14,745	12,685	11,324	15,301	11,054	9,974	132,256
MILLION AIR / INDIANAPOLIS AVIATION PARTNERS, LLC	808	816	2,841	561	1,373	1,535	1,704	1,117	1,648	921	854	595	14,773
SIGNATURE FLIGHT SUPPORT LLC.	-	-	130	-	-	-	-	-	-	-	-	-	130
SOUTHWEST AIRLINES	105,574	101,213	148,548	134,191	129,327	120,639	127,133	103,936	106,182	153,232	119,341	116,643	1,465,959
SPIRIT AIRLINES	28,328	24,321	35,958	31,175	29,540	28,389	24,671	18,495	22,753	28,067	13,025	14,109	298,831
SUN COUNTRY AIRLINES / SUN COUNTRY, INC	1,400	2,522	285	590	2,120	2,968	3,324	1,766	895	1,415	1,771	237	19,293
TOTAL	-	-	-	-	-	-	-	-	-	-	-	-	-
UNITED AIRLINES	47,291	44,923	53,927	54,152	64,281	64,847	65,024	62,255	60,761	68,514	56,859	61,461	704,295
OTHER CARGO CARRIERS	193	26	2	21	21	28	20	26	353	9	24	190	913
Total	368,817	346,192	470,741	449,596	490,211	483,213	512,513	429,466	419,870	529,134	411,762	404,386	5,315,901
2024 Actual	367,672	362,240	473,249	453,257	477,540	493,219	499,356	412,674	404,831	482,909	420,905	422,515	5,270,367

Indianapolis International Airport

Landing Weights 2025

Passenger Carriers	January	February	March	April	May	June	July	August	September	October	November	December	Total
AER LINGUS LIMITED	-	-	-	-	2,968,302	2,968,302	2,968,302	3,142,908	2,793,696	3,142,908	2,968,302	2,968,302	23,921,022
AIR CANADA EXPRESS / JAZZ AVIATION LP	-	-	-	75,100	2,328,256	3,304,946	2,253,234	2,177,978	2,255,340	1,428,382	-	-	13,823,236
ALASKA AIRLINES, INC.	4,455,100	3,747,100	4,926,500	5,991,000	9,903,700	9,544,300	9,871,700	9,439,700	8,325,800	7,389,400	6,059,100	6,833,400	86,486,800
ALLEGiant AIR	16,171,567	14,423,982	26,074,035	20,243,175	22,413,788	33,004,532	33,132,080	16,553,656	10,457,878	26,660,190	16,034,308	21,837,292	257,006,483
AMERICAN AIRLINES, INC	116,228,864	110,496,394	130,529,772	130,765,074	141,847,406	138,017,192	144,117,854	133,075,576	126,808,048	147,541,962	128,063,136	124,044,526	1,571,535,804
DELTA AIR LINES, INC	79,212,049	75,338,889	92,354,713	94,130,801	104,374,223	109,119,685	109,155,275	109,880,716	106,078,832	111,525,251	100,498,559	97,421,181	1,189,090,174
ELI LILLY INTERNATIONAL CORPORATION	1,222,650	2,187,900	2,187,900	1,994,850	1,994,850	1,093,950	900,900	1,158,300	1,351,350	1,994,850	1,158,300	1,415,700	18,661,500
FRONTIER AIRLINES, INC.	4,335,613	5,421,833	12,229,929	11,050,238	13,428,147	13,526,699	15,761,974	15,164,067	11,372,558	14,652,816	12,000,214	9,606,435	138,550,523
MILLION AIR / INDIANAPOLIS AVIATION PARTNERS, LLC	2,385,273	3,137,332	7,797,426	2,019,985	1,584,000	4,712,400	2,867,000	3,390,650	4,123,060	4,062,400	2,717,700	4,377,400	43,174,626
SIGNATURE FLIGHT SUPPORT LLC.	-	-	198,000	142,200	346,990	-	-	-	-	-	-	-	687,190
SOUTHWEST AIRLINES	122,012,500	122,701,500	182,777,900	153,845,100	151,119,100	141,563,500	143,051,900	125,026,100	117,740,300	165,130,300	151,345,000	156,879,800	1,733,193,000
SPIRIT AIRLINES	27,224,000	26,478,000	39,814,422	31,318,277	31,806,386	31,100,056	24,293,048	21,081,793	29,896,258	30,308,535	14,950,353	15,634,236	323,905,364
SUN COUNTRY AIRLINES / SUN COUNTRY, INC	3,364,900	3,950,100	731,500	1,024,100	2,340,800	2,926,000	3,511,200	1,901,900	1,463,000	1,463,000	2,048,200	438,900	25,163,600
UNITED AIRLINES	58,131,085	57,941,800	66,733,157	69,789,968	72,002,185	73,487,296	79,031,266	78,239,767	77,323,396	82,085,568	71,418,800	72,918,200	859,102,488
Passenger Carriers Sub Total	434,743,601	425,824,830	566,355,254	522,389,868	558,458,133	564,368,858	570,915,733	520,233,111	499,989,516	597,385,562	509,261,972	514,375,372	6,284,301,810
Cargo Carriers													
AIRNET II, LLC	15,300		31,300	63,300	47,300	30,600	5,400	93,200	36,000	45,900	45,900		414,200
ATLAS AIR, INC.	1,224,000	640,000		640,000	1,280,000	1,260,000	2,705,000	640,000	1,808,000	640,000	1,280,000	1,224,000	13,341,000
CARGOLUX AIRLINES INTERNATIONAL S.A.	8,353,896	8,948,884	8,521,892	8,851,892	9,491,884	10,151,876	13,627,834	14,815,816	13,933,832	16,492,798	17,276,792	14,599,824	145,067,220
CSA AIR, INC	161,500	119,000	127,500	144,500	144,500	144,500	187,000	144,500	136,000	153,000	127,500	110,500	1,700,000
FEDERAL EXPRESS CORP	334,493,500	323,445,300	321,651,800	362,488,300	339,188,300	325,750,700	375,374,900	337,219,400	341,111,100	386,046,000	323,702,900	384,580,800	4,155,053,000
KALITTA AIR, LLC							1,227,000						1,227,000
KALITTA CHARTERS II, LLC				124,000					237,000		358,000		719,000
KALITTA CHARTERS, LLC		19,200	38,400	58,620	88,200	61,820	65,720	192,640	116,540	89,140	69,940		800,220
MOUNTAIN AIR CARGO	532,940	354,304	380,828	352,360	848,292	406,080	407,120	399,428	1,257,560	1,200,624	985,020	1,126,224	8,250,780
UNITED PARCEL SERVICE INC, AN OHIO CORPORATION		701,500		536,000									1,237,500
WORLDWIDE FLIGHT SERVICES, INC.	286,921	345,500	14,500	422,500	97,465	375,830	1,057,400	2,194,521	861,150	2,686,124	4,998,600	5,299,862	18,640,373
Cargo Carriers Sub Total	345,068,057	334,573,688	330,766,220	373,681,472	351,185,941	338,181,406	394,657,374	355,699,505	359,260,182	407,590,586	348,844,652	406,941,210	4,346,450,293
Total	779,811,658	760,398,518	897,121,474	896,071,340	909,644,074	902,550,264	965,573,107	875,932,616	859,249,698	1,004,976,148	858,106,624	921,316,582	10,630,752,103
	389,906	380,199	448,561	448,036	454,822	451,275	482,787	437,966	429,625	502,488	429,053	460,658	5,315,376
Actual 2025	779,811,658	760,398,518	897,121,474	896,071,340	909,644,074	902,550,264	965,573,107	875,932,616	859,249,698	1,004,976,148	858,106,624	921,316,582	10,630,752,103
Actual 2024	821,505,636	810,579,115	900,553,192	871,653,839	906,705,147	887,255,253	910,896,671	875,915,404	813,431,419	949,051,409	834,269,986	850,549,434	10,432,366,505
Variance	-5%	-6%	-	3%	-	2%	6%	-	6%	6%	3%	8%	

Indianapolis International Airport

Cargo Activity Report Cumulative Year To Date

Carrier	January	February	March	April	May	June	July	August	September	October	November	December	Total
Passenger Carriers													
AER LINGUS LIMITED	-	-	-	-	-	-	-	-	-	721	3,616	3,020	7,357
AIR CANADA	-	-	-	-	-	-	-	-	-	-	-	-	-
Air Canada / AIR GEORGIAN LIMITED DBA AIR CANADA EXPRESS	-	-	-	-	-	-	-	-	-	-	-	-	-
AIR CANADA EXPRESS / JAZZ AVIATION LP	-	-	-	-	-	-	-	-	-	-	-	-	-
ALASKA AIRLINES, INC.	8,037	6,309	15,850	15,894	13,334	21,800	15,667	10,309	13,193	12,176	13,976	14,802	161,347
ALLEGiant AIR	-	-	-	-	-	-	-	-	-	-	-	-	-
AMERICAN AIRLINES, INC	28,105	29,047	23,319	33,599	43,842	30,947	46,699	39,166	30,149	46,523	69,070	29,802	450,268
DELTA AIR LINES, INC	44,003	65,885	63,624	78,614	31,893	58,832	16,664	67,331	59,990	69,527	62,250	66,655	685,268
FRONTIER AIRLINES, INC.	-	-	-	-	-	-	-	-	-	-	-	-	-
SOUTHWEST AIRLINES	317,562	271,304	324,398	309,277	351,372	317,256	298,667	283,997	259,981	277,041	263,205	341,191	3,615,251
SPIRIT AIRLINES	-	-	-	-	-	-	-	-	-	-	-	-	-
SUN COUNTRY AIRLINES / SUN COUNTRY, INC	-	-	-	-	-	-	-	-	-	-	-	-	-
SWIFT AIR / AVIATION ADVANTAGE INC.	-	-	-	-	-	-	-	-	-	-	-	-	-
SWIFT AIR, LLC DBA IAERO AIRWAYS	-	-	-	-	-	-	-	-	-	-	-	-	-
UNITED AIRLINES	27,516	9,885	44,136	33,711	37,385	25,902	27,712	22,609	13,112	5,884	-	3,701	251,553
UNITED EXPRESS / REPUBLIC AIRLINES, INC / UNITED EXPRESS	-	-	-	-	-	-	-	-	-	-	-	-	-
VIRGIN ATLANTIC, INC	-	-	-	-	-	-	-	-	-	-	-	-	-
Passenger Carriers Totals	425,223	382,430	471,327	471,095	477,826	454,737	405,409	423,412	376,425	411,872	412,117	459,171	5,171,044
Cargo Carriers													
ABX AIR INC.	-	-	-	-	-	-	-	-	-	-	-	-	-
AIRNET II, LLC	150	-	115	70	71	20	25	870	-	-	120	-	1,441
ATLAS AIR, INC.	334,904	168,585	-	148,453	252,799	173,021	1,347,452	140,717	375,740	122,861	274,172	277,620	3,616,324
CARGOLUX AIRLINES INTERNATIONAL S.A.	1,754,681	1,877,192	2,011,564	1,901,862	1,971,837	1,725,735	2,006,956	1,757,349	1,787,442	1,647,007	1,819,651	1,574,387	21,835,663
CSA AIR, INC	16,506	16,244	15,579	19,602	18,141	14,061	19,751	17,204	21,093	16,668	18,036	15,196	208,081
FEDERAL EXPRESS CORP	136,552,419	130,891,300	137,888,189	155,049,088	142,496,736	140,269,402	160,445,096	146,006,937	146,040,565	165,847,507	137,503,250	160,343,209	1,759,333,698
KALITTA AIR, LLC	-	-	-	-	-	-	-	-	-	-	-	-	-
KALITTA CHARTERS II, LLC	-	-	-	19,238	-	-	-	-	-	46,000	32,996	-	98,234
KALITTA CHARTERS, LLC	-	-	-	30	-	50	10	60	16	25	202	-	393
MOUNTAIN AIR CARGO	106,102	61,112	73,262	89,128	210,574	77,770	104,090	104,256	268,604	281,157	226,846	242,040	1,844,941
SIGNATURE FLIGHT SUPPORT LLC.	-	-	-	-	-	-	-	-	-	-	-	-	-
UNITED PARCEL SERVICE INC, AN OHIO CORPORATION	-	-	-	61,057	-	-	-	-	-	-	-	-	61,057
WORLDWIDE FLIGHT SERVICES, INC.	28,408	79,156	160	92,728	1,784	164,264	229,994	570,228	219,942	1,059,004	1,732,506	1,781,354	5,959,528
Cargo Carriers Totals	138,793,170	133,093,589	139,988,869	157,381,256	144,951,942	142,424,322	164,153,374	148,597,621	148,713,402	169,020,229	141,607,779	164,233,806	1,792,959,360
Grand Totals	139,218,393	133,476,019	140,460,196	157,852,351	145,429,768	142,879,059	164,558,783	149,021,033	149,089,827	169,432,101	142,019,896	164,692,977	1,798,130,403

Indianapolis International Airport													
2025 Cargo Summary													
Mail	January	February	March	April	May	June	July	August	September	October	November	December	Total
Inbound	-	-	-	-	-	-	-	-	-	4	-	-	4
Outbound	-	-	-	-	-	-	-	-	-	2	-	-	3
Total Mail	-	-	-	-	-	-	-	-	-	6	-	-	6
Domestic Freight													
Inbound	27,372	26,634	27,270	31,328	29,415	28,841	33,169	30,091	29,983	34,035	28,095	33,245	359,479
Outbound	30,469	29,189	30,445	34,539	32,921	32,109	37,220	34,161	33,787	38,633	31,250	37,798	402,520
International Freight													
Inbound	6,069	5,264	6,441	6,812	5,441	5,459	6,224	5,518	5,659	6,076	6,279	6,407	71,649
Outbound	5,698	5,651	6,074	6,247	4,937	5,031	5,666	4,740	5,116	5,966	5,386	4,898	65,410
Total Freight	69,609	66,738	70,230	78,926	72,715	71,440	82,279	74,510	74,545	84,710	71,010	82,346	899,059
Total Freight and Mail	69,609	66,738	70,230	78,926	72,715	71,440	82,279	74,511	74,545	84,716	71,010	82,346	899,065
Same Month 2024	75,393	75,192	75,902	73,114	79,620	71,766	74,419	80,010	69,112	85,600	72,201	75,540	907,868
Difference	-5,784	-8,454	-5,671	5,813	-6,905	-326	7,860	-5,500	5,433	-884	-1,191	6,807	-8,803
% Change	-8%	-11%	-7%	8%	-9%	0%	11%	-7%	8%	-1%	-2%	9%	
Carrier Totals - By Pounds & Tons													
Passenger Aircraft	425,223	382,430	471,327	471,095	477,826	454,737	405,409	423,412	376,425	411,872	412,117	459,171	5,171,044
Tonnage	213	191	236	236	239	227	203	212	188	206	206	230	2,586
OTHER CARGO CARRIERS	469,564	308,853	73,537	410,704	465,228	415,125	1,681,571	816,131	864,302	1,509,047	2,266,842	2,301,014	11,581,918
SIGNATURE FLIGHT SUPPORT LLC.	-	-	-	-	-	-	-	-	-	-	-	-	-
CARGOLUX AIRLINES INTERNATIONAL S.A.	1,754,681	1,877,192	2,011,564	1,901,862	1,971,837	1,725,735	2,006,956	1,757,349	1,787,442	1,647,007	1,819,651	1,574,387	21,835,663
CSA AIR, INC	16,506	16,244	15,579	19,602	18,141	14,061	19,751	17,204	21,093	16,668	18,036	15,196	208,081
FEDERAL EXPRESS CORP	136,552,419	130,891,300	137,888,189	155,049,088	142,496,736	140,269,402	160,445,096	146,006,937	146,040,565	165,847,507	137,503,250	160,343,209	1,759,333,698
Total Cargo Carriers	138,793,170	133,093,589	139,988,869	157,381,256	144,951,942	142,424,322	164,153,374	148,597,621	148,713,402	169,020,229	141,607,779	164,233,806	1,792,959,360
Tonnage	69,397	66,547	69,994	78,691	72,476	71,212	82,077	74,299	74,357	84,510	70,804	82,117	896,480
Total Cargo	69,609	66,738	70,230	78,926	72,715	71,440	82,279	74,511	74,545	84,716	71,010	82,346	899,065
2025 YTD	69,609	136,347	206,577	285,503	358,218	429,658	511,937	586,448	660,993	745,709	816,719	899,065	899,065
2024 YTD	75,393	150,585	226,486	299,600	379,219	450,985	525,404	605,415	674,527	760,127	832,328	907,868	907,868

Indianapolis International Airport

Total Passengers

Current Month (December 2025) vs. Previous Month (November 2025)

Operator	Carrier	December 2025		November 2025		Difference	% Change
		Total	% Total	Total	% Total		
ALASKA AIRLINES, INC.							
	ALASKA AIRLINES, INC.	13,088	1.5%	11,162	1.3%	1,926	17.3%
	ALASKA AIRLINES, INC. Total	13,088	1.5%	11,162	1.3%	1,926	17.3%
INDIANAPOLIS AVIATION PARTNERS, LLC							
	INDIANAPOLIS AVIATION PARTNERS, LLC	1,443	0.2%	2,403	0.3%	-960	-40.0%
	INDIANAPOLIS AVIATION PARTNERS, LLC Total	1,443	0.2%	2,403	0.3%	-960	-40.0%
SPIRIT AIRLINES							
	SPIRIT AIRLINES	30,789	3.6%	26,274	3.2%	4,515	17.2%
	SPIRIT AIRLINES Total	30,789	3.6%	26,274	3.2%	4,515	17.2%
SUN COUNTRY AIRLINES / SUN COUNTRY, INC							
	SUN COUNTRY AIRLINES / SUN COUNTRY, INC	358	0.0%	3,672	0.4%	-3,314	-90.3%
	SUN COUNTRY AIRLINES / SUN COUNTRY, INC Total	358	0.0%	3,672	0.4%	-3,314	-90.3%
AIR CANADA JAZZ							
	AIR CANADA EXPRESS / JAZZ AVIATION LP	0	0.0%	0	0.0%	0	0.0%
	AIR CANADA JAZZ Total	0	0.0%	0	0.0%	0	0.0%
ALLEGiant AIR							
	ALLEGiant AIR	44,845	5.3%	52,026	6.3%	-7,181	-13.8%
	ALLEGiant AIR Total	44,845	5.3%	52,026	6.3%	-7,181	-13.8%
AMERICAN AIRLINES							
	AMERICAN AIRLINES, INC	208,333	24.5%	206,861	24.9%	1,472	0.7%
	AMERICAN AIRLINES Total	208,333	24.5%	206,861	24.9%	1,472	0.7%
DELTA AIR LINES							
	DELTA AIR LINES, INC	149,882	17.7%	150,017	18.0%	-135	-0.1%
	DELTA AIR LINES Total	149,882	17.7%	150,017	18.0%	-135	-0.1%
FRONTIER AIRLINE							
	FRONTIER AIRLINES, INC.	20,173	2.4%	21,676	2.6%	-1,503	-6.9%
	FRONTIER AIRLINE Total	20,173	2.4%	21,676	2.6%	-1,503	-6.9%
SIGNATURE FLIGHT SERVICES							
	SIGNATURE FLIGHT SUPPORT LLC.	0	0.0%	0	0.0%	0	0.0%
	SIGNATURE FLIGHT SERVICES Total	0	0.0%	0	0.0%	0	0.0%
SOUTHWEST AIRLINES							
	SOUTHWEST AIRLINES	253,914	29.9%	240,937	29.0%	12,977	5.4%
	SOUTHWEST AIRLINES Total	253,914	29.9%	240,937	29.0%	12,977	5.4%
UNITED AIRLINES							
	UNITED AIRLINES	122,226	14.4%	113,285	13.6%	8,941	7.9%
	UNITED AIRLINES Total	122,226	14.4%	113,285	13.6%	8,941	7.9%
AER LINGUS LIMITED							
	AER LINGUS LIMITED	3,367	0.4%	3,635	0.4%	-268	-7.4%
	AER LINGUS LIMITED Total	3,367	0.4%	3,635	0.4%	-268	-7.4%
OTHER CARGO CARRIERS							
	OTHER CARGO CARRIERS	382	0.0%	39	0.0%	343	879.5%
	OTHER CARGO CARRIERS Total	382	0.0%	39	0.0%	343	879.5%
	Total	848,800	100.0%	831,987	100.0%	16,813	2.0%

Indianapolis International Airport

Total Passengers

Current Month (December 2025) Same Month Previous Year (December 2024)

Operator	Carrier	December 2025		December 2024		Difference	% Change
		Total	% Total	Total	% Total		
ALASKA AIRLINES, INC.							
	ALASKA AIRLINES, INC.	13,088	1.5%	14,745	1.7%	-1,657	-11.2%
	ALASKA AIRLINES, INC. Total	13,088	1.5%	14,745	1.7%	-1,657	-11.2%
INDIANAPOLIS AVIATION PARTNERS, LLC							
	INDIANAPOLIS AVIATION PARTNERS, LLC	1,443	0.2%	1,102	0.2%	341	30.9%
	INDIANAPOLIS AVIATION PARTNERS, LLC Total	1,443	0.2%	1,102	0.2%	341	30.9%
SPIRIT AIRLINES							
	SPIRIT AIRLINES	30,789	3.6%	63,876	7.7%	-33,087	-51.8%
	SPIRIT AIRLINES Total	30,789	3.6%	63,876	7.7%	-33,087	-51.8%
SUN COUNTRY AIRLINES / SUN COUNTRY, INC							
	SUN COUNTRY AIRLINES / SUN COUNTRY, INC	358	0.0%	607	0.1%	-249	-41.0%
	SUN COUNTRY AIRLINES / SUN COUNTRY, INC Total	358	0.0%	607	0.1%	-249	-41.0%
AIR CANADA JAZZ							
	AIR CANADA EXPRESS / JAZZ AVIATION LP	0	0.0%	0	0.0%	0	0.0%
	AIR CANADA JAZZ Total	0	0.0%	0	0.0%	0	0.0%
ALLEGiant AIR							
	ALLEGiant AIR	44,845	5.3%	46,003	5.4%	-1,158	-2.5%
	ALLEGiant AIR Total	44,845	5.3%	46,003	5.4%	-1,158	-2.5%
AMERICAN AIRLINES							
	AMERICAN AIRLINES, INC	208,333	24.5%	216,528	23.6%	-8,195	-3.8%
	AMERICAN AIRLINES Total	208,333	24.5%	216,528	23.6%	-8,195	-3.8%
DELTA AIR LINES							
	DELTA AIR LINES, INC	149,882	17.7%	154,335	18.1%	-4,453	-2.9%
	DELTA AIR LINES Total	149,882	17.7%	154,335	18.1%	-4,453	-2.9%
FRONTIER AIRLINE							
	FRONTIER AIRLINES, INC.	20,173	2.4%	17,783	2.1%	2,390	13.4%
	FRONTIER AIRLINE Total	20,173	2.4%	17,783	2.1%	2,390	13.4%
SIGNATURE FLIGHT SERVICES							
	SIGNATURE FLIGHT SUPPORT LLC.	0	0.0%	0	0.0%	0	0.0%
	SIGNATURE FLIGHT SERVICES Total	0	0.0%	0	0.0%	0	0.0%
SOUTHWEST AIRLINES							
	SOUTHWEST AIRLINES	253,914	29.9%	235,364	28.1%	18,550	7.9%
	SOUTHWEST AIRLINES Total	253,914	29.9%	235,364	28.1%	18,550	7.9%
UNITED AIRLINES							
	UNITED AIRLINES	122,226	14.4%	116,293	13.1%	5,933	5.1%
	UNITED AIRLINES Total	122,226	14.4%	116,293	13.1%	5,933	5.1%
AER LINGUS LIMITED							
	AER LINGUS LIMITED	3,367	0.4%	0	0.0%	3,367	336700.0%
	AER LINGUS LIMITED Total	3,367	0.4%	0	0.0%	3,367	336700.0%
OTHER CARGO CARRIERS							
	OTHER CARGO CARRIERS	382	0.0%	39	0.0%	343	879.5%
	OTHER CARGO CARRIERS Total	382	0.0%	39	0.0%	343	879.5%
	Total	848,800	100.0%	866,675	100.0%	-17,875	-2.1%

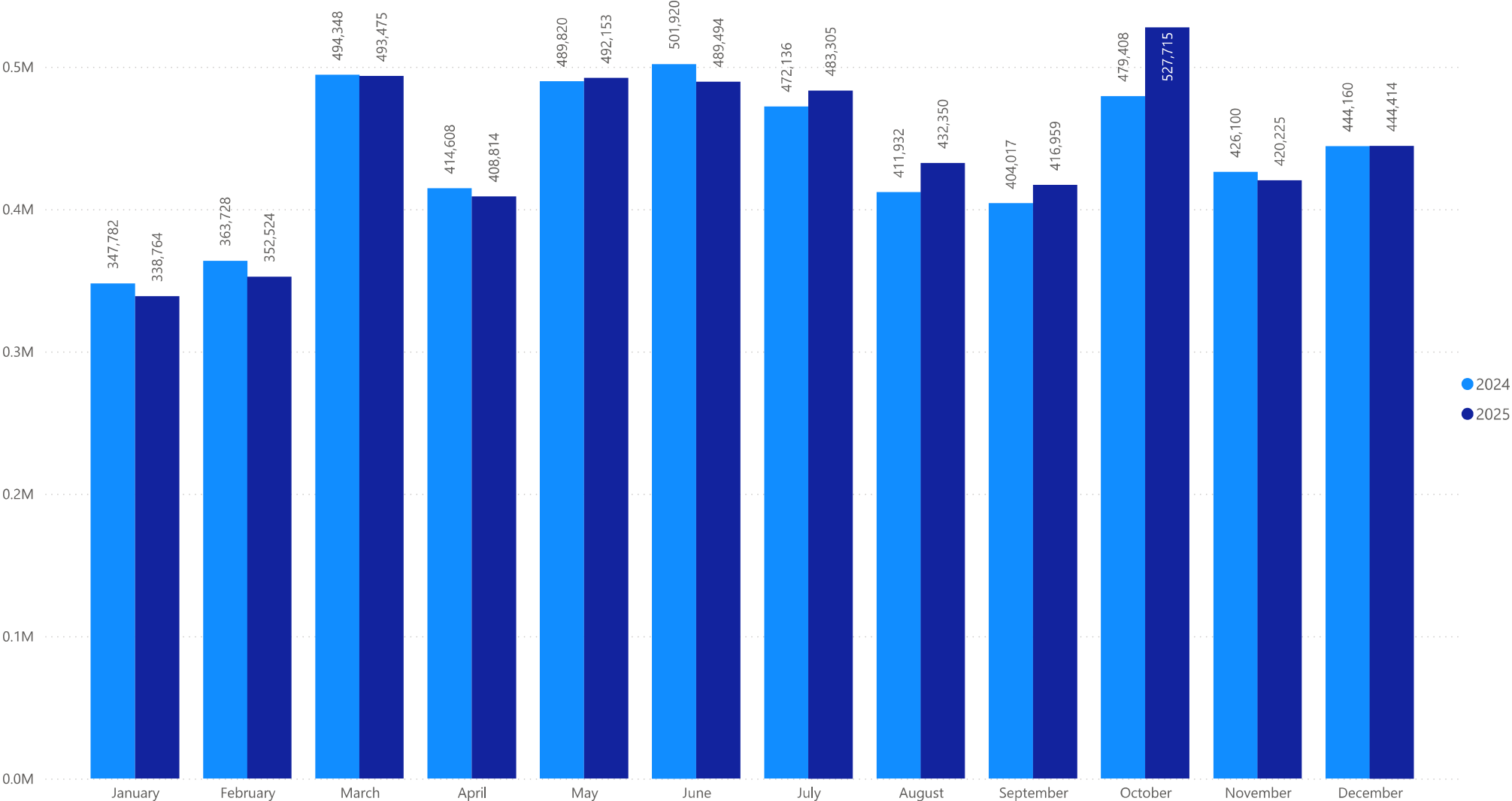
Indianapolis International Airport
Total Passengers
Current Month-December 2025

Operator	Carrier	Enplaning	Enplaning % of Total	Deplaning	Total	% of Total
ALASKA AIRLINES, INC.						
	ALASKA AIRLINES, INC.	6,502	1.5%	6,586	13,088	1.5%
	ALASKA AIRLINES, INC. Total	6,502	1.5%	6,586	13,088	1.5%
MILLION AIR / INDIANAPOLIS AVIATION PARTNERS, LLC						
	MILLION AIR / INDIANAPOLIS AVIATION PARTNERS, LLC	848	0.2%	595	1,443	0.2%
	MILLION AIR / INDIANAPOLIS AVIATION PARTNERS, LLC Total	848	0.2%	595	1,443	0.2%
SPIRIT AIRLINES						
	SPIRIT AIRLINES	16,680	3.8%	14,109	30,789	3.6%
	SPIRIT AIRLINES Total	16,680	3.8%	14,109	30,789	3.6%
SUN COUNTRY AIRLINES / SUN COUNTRY, INC						
	SUN COUNTRY AIRLINES / SUN COUNTRY, INC	121	0.0%	237	358	0.0%
	SUN COUNTRY AIRLINES / SUN COUNTRY, INC Total	121	0.0%	237	358	0.0%
AIR CANADA EXPRESS / JAZZ AVIATION LP						
	AIR CANADA EXPRESS / JAZZ AVIATION LP	0	0.0%	0	0	0.0%
	AIR CANADA EXPRESS / JAZZ AVIATION LP Total	0	0.0%	0	0	0.0%
ALLEGiant AIR						
	ALLEGiant AIR	23,412	5.3%	21,433	44,845	5.3%
	ALLEGiant AIR Total	23,412	5.3%	21,433	44,845	5.3%
AMERICAN AIRLINES						
	AMERICAN AIRLINES, INC	108,825	24.5%	99,508	208,333	24.5%
	AMERICAN AIRLINES Total	108,825	24.5%	99,508	208,333	24.5%
DELTA AIR LINES						
	DELTA AIR LINES, INC	78,002	17.6%	71,880	149,882	17.7%
	DELTA AIR LINES Total	78,002	17.6%	71,880	149,882	17.7%
FRONTIER AIRLINE						
	FRONTIER AIRLINES, INC.	10,199	2.3%	9,974	20,173	2.4%
	FRONTIER AIRLINE Total	10,199	2.3%	9,974	20,173	2.4%
SIGNATURE FLIGHT SERVICES						
	SIGNATURE FLIGHT SUPPORT LLC.	0	0.0%	0	0	0.0%
	SIGNATURE FLIGHT SERVICES Total	0	0.0%	0	0	0.0%
SOUTHWEST AIRLINES						
	SOUTHWEST AIRLINES	137,271	30.9%	116,643	253,914	29.9%
	SOUTHWEST AIRLINES Total	137,271	30.9%	116,643	253,914	29.9%
UNITED AIRLINES						
	UNITED AIRLINES	60,765	13.7%	61,461	122,226	14.4%
	UNITED AIRLINES Total	60,765	13.7%	61,461	122,226	14.4%
AER LINGUS LIMITED						
	AER LINGUS LIMITED	1,597	0.4%	1,770	3,367	0.4%
	AER LINGUS LIMITED Total	1,597	0.4%	1,770	3,367	0.4%
OTHER CARGO CARRIERS						
	OTHER CARGO CARRIERS	192	0.0%	190	382	0.0%
	OTHER CARGO CARRIERS Total	192	0.0%	190	382	0.0%
	Total	444,414	100.0%	404,386	848,800	100.0%

Indianapolis International Airport
Total Passengers
Year To Date - December 2025

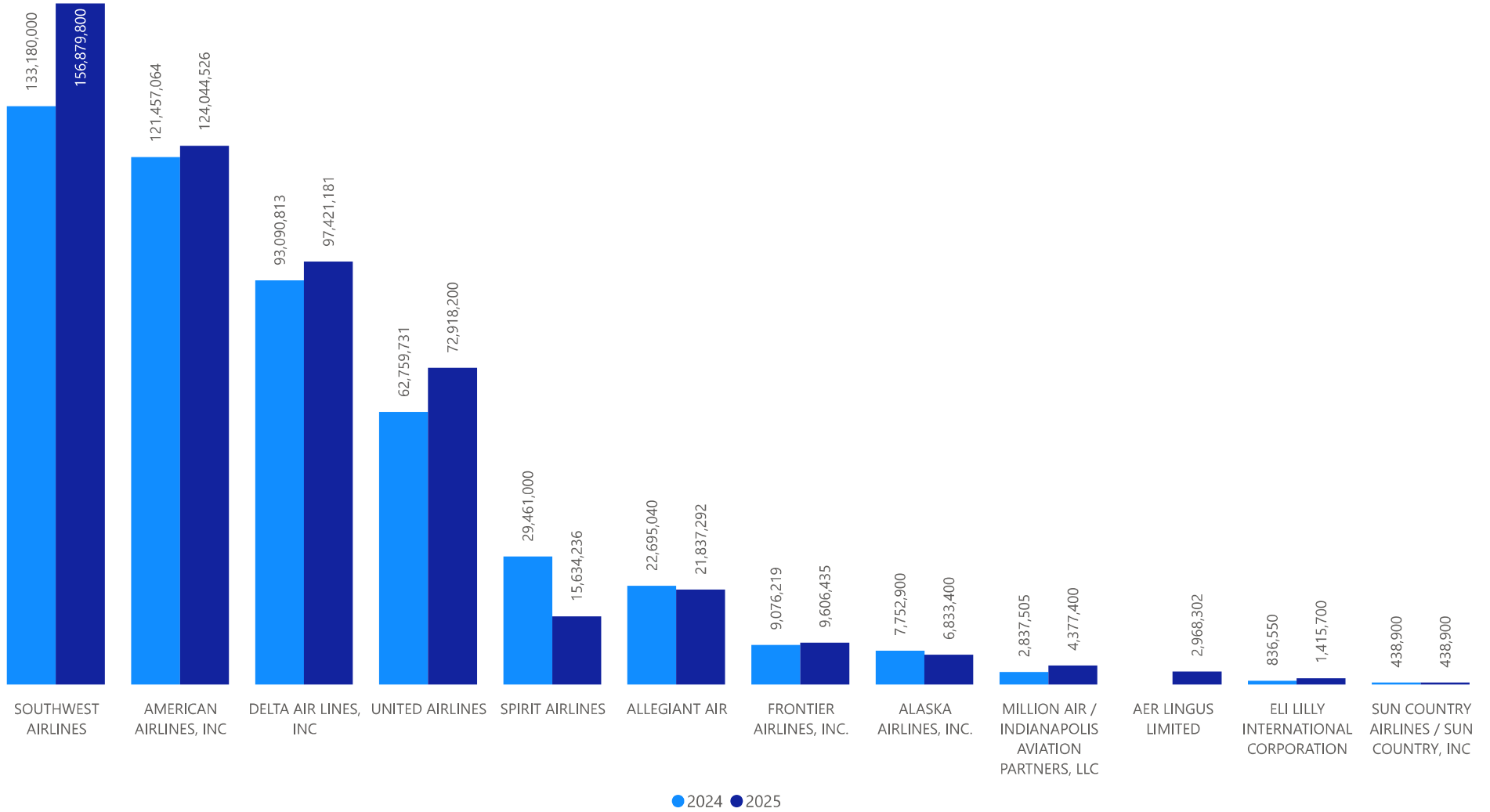
Operator	Carrier	Enplaning	Enplaning % of Total	Deplaning	Total	% of Total
ALASKA AIRLINES, INC.						
	ALASKA AIRLINES, INC.	83,249	1.6%	84,575	167,824	1.6%
	ALASKA AIRLINES, INC. Total	83,249	1.6%	84,575	167,824	1.6%
MILLION AIR / INDIANAPOLIS AVIATION PARTNERS, LLC						
	MILLION AIR / INDIANAPOLIS AVIATION PARTNERS, LLC	15,223	0.3%	14,773	29,996	0.3%
	MILLION AIR / INDIANAPOLIS AVIATION PARTNERS, LLC Total	15,223	0.3%	14,773	29,996	0.3%
SPIRIT AIRLINES						
	SPIRIT AIRLINES	294,040	5.5%	298,831	592,871	5.6%
	SPIRIT AIRLINES Total	294,040	5.5%	298,831	592,871	5.6%
SUN COUNTRY AIRLINES / SUN COUNTRY, INC						
	SUN COUNTRY AIRLINES / SUN COUNTRY, INC	19,179	0.4%	19,293	38,472	0.4%
	SUN COUNTRY AIRLINES / SUN COUNTRY, INC Total	19,179	0.4%	19,293	38,472	0.4%
AIR CANADA EXPRESS / JAZZ AVIATION LP						
	AIR CANADA EXPRESS / JAZZ AVIATION LP	10,919	0.2%	10,885	21,804	0.2%
	AIR CANADA EXPRESS / JAZZ AVIATION LP Total	10,919	0.2%	10,885	21,804	0.2%
ALLEGiant AIR						
	ALLEGiant AIR	275,099	5.2%	271,591	546,690	5.1%
	ALLEGiant AIR Total	275,099	5.2%	271,591	546,690	5.1%
AMERICAN AIRLINES						
	AMERICAN AIRLINES, INC	1,303,613	24.6%	1,319,398	2,623,011	24.7%
	AMERICAN AIRLINES Total	1,303,613	24.6%	1,319,398	2,623,011	24.7%
DELTA AIR LINES						
	DELTA AIR LINES, INC	971,931	18.3%	973,757	1,945,688	18.3%
	DELTA AIR LINES Total	971,931	18.3%	973,757	1,945,688	18.3%
FRONTIER AIRLINE						
	FRONTIER AIRLINES, INC.	131,178	2.5%	132,256	263,434	2.5%
	FRONTIER AIRLINE Total	131,178	2.5%	132,256	263,434	2.5%
SIGNATURE FLIGHT SERVICES						
	SIGNATURE FLIGHT SUPPORT LLC.	130	0.0%	130	260	0.0%
	SIGNATURE FLIGHT SERVICES Total	130	0.0%	130	260	0.0%
SOUTHWEST AIRLINES						
	SOUTHWEST AIRLINES	1,485,462	28.0%	1,465,959	2,951,421	27.8%
	SOUTHWEST AIRLINES Total	1,485,462	28.0%	1,465,959	2,951,421	27.8%
UNITED AIRLINES						
	UNITED AIRLINES	691,809	13.1%	704,295	1,396,104	13.2%
	UNITED AIRLINES Total	691,809	13.1%	704,295	1,396,104	13.2%
AER LINGUS LIMITED						
	AER LINGUS LIMITED	17,459	0.3%	19,245	36,704	0.3%
	AER LINGUS LIMITED Total	17,459	0.3%	19,245	36,704	0.3%
OTHER CARGO CARRIERS						
	OTHER CARGO CARRIERS	901	0.0%	913	1,814	0.0%
	OTHER CARGO CARRIERS Total	901	0.0%	913	1,814	0.0%
	Total	5,300,192	100.0%	5,315,901	10,616,093	100.0%

Traffic Forecast (Enplaned Passenger)

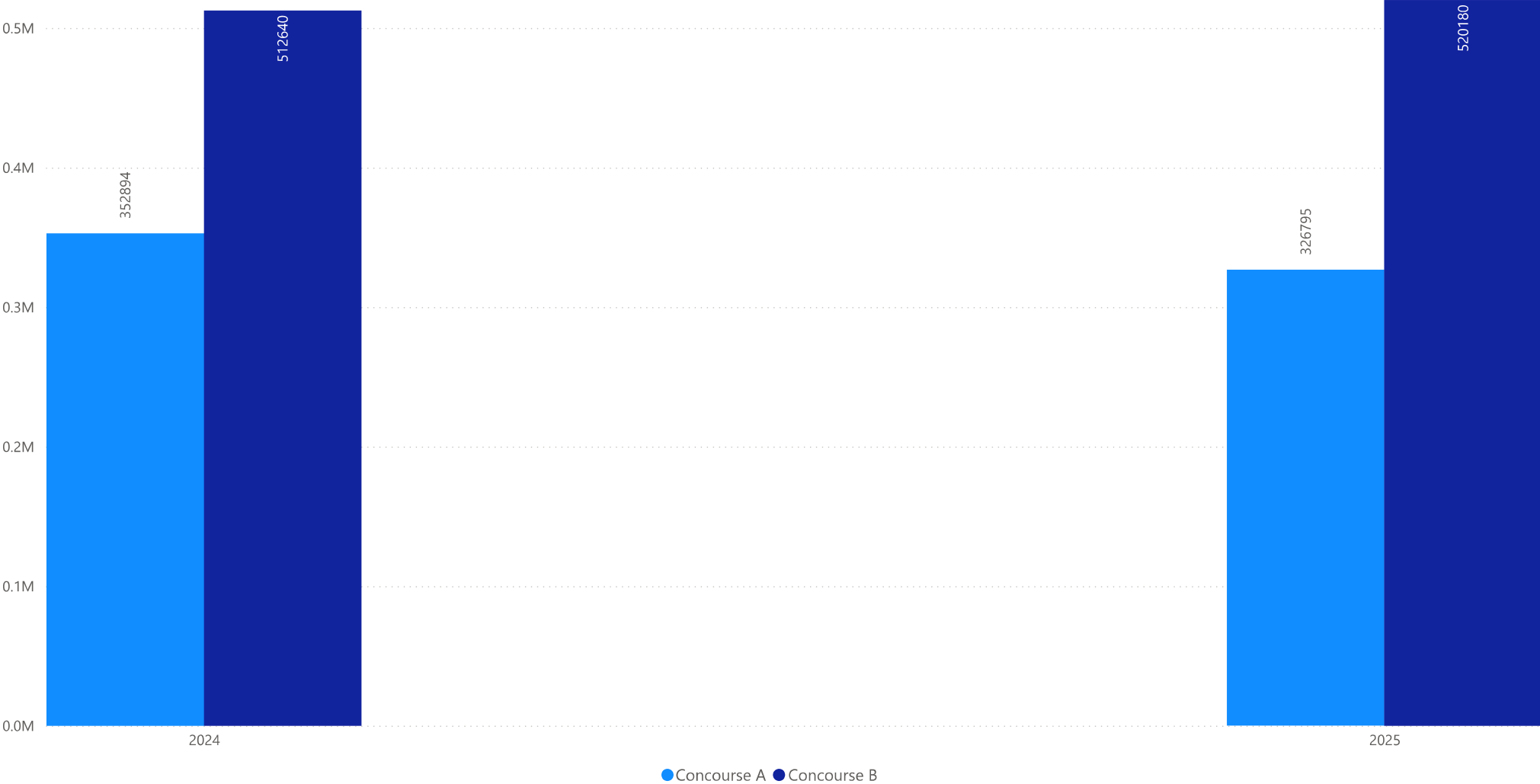




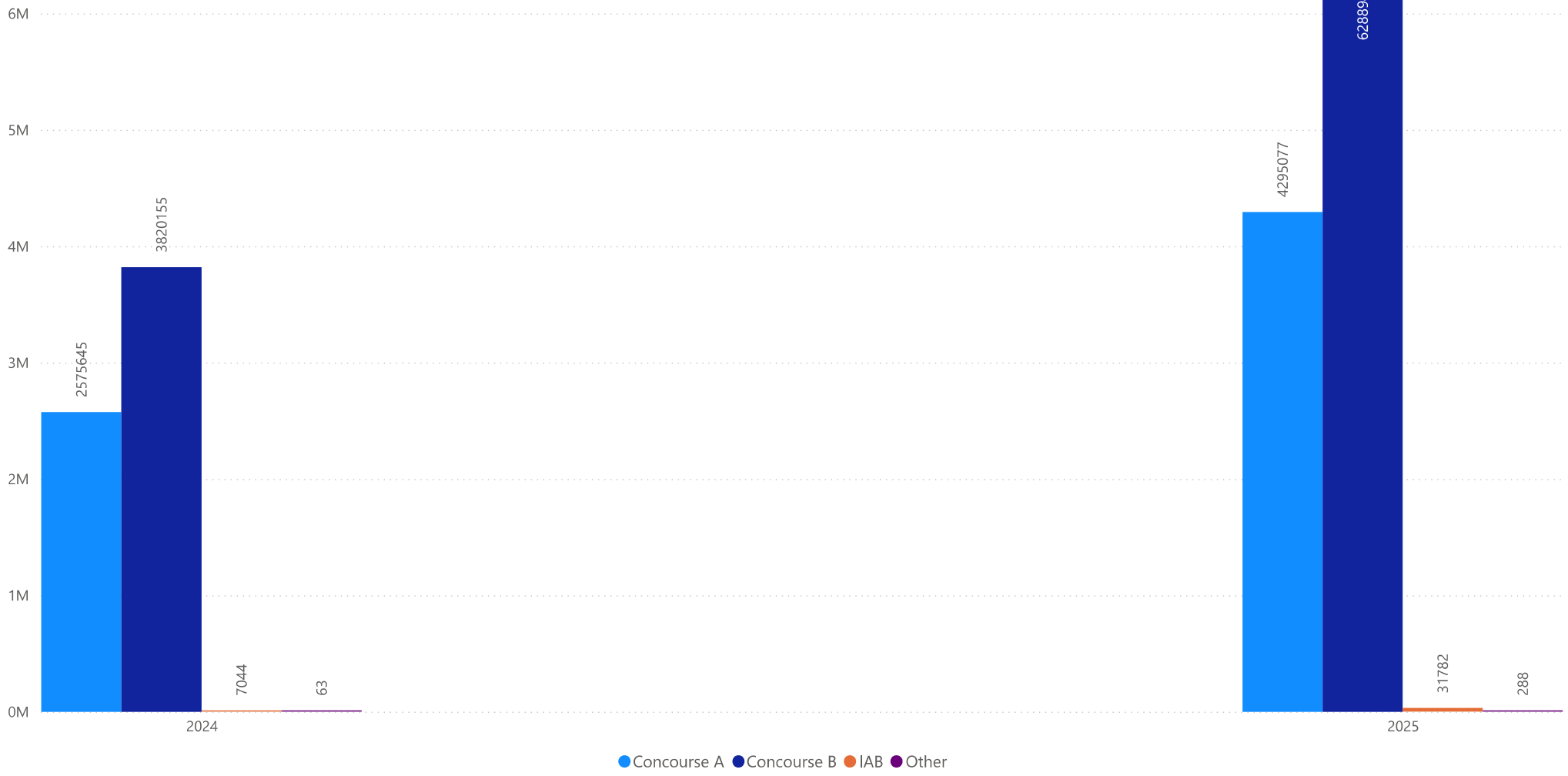
Landing Weights for Passenger Aircraft Current Month vs Previous Month Previous Year



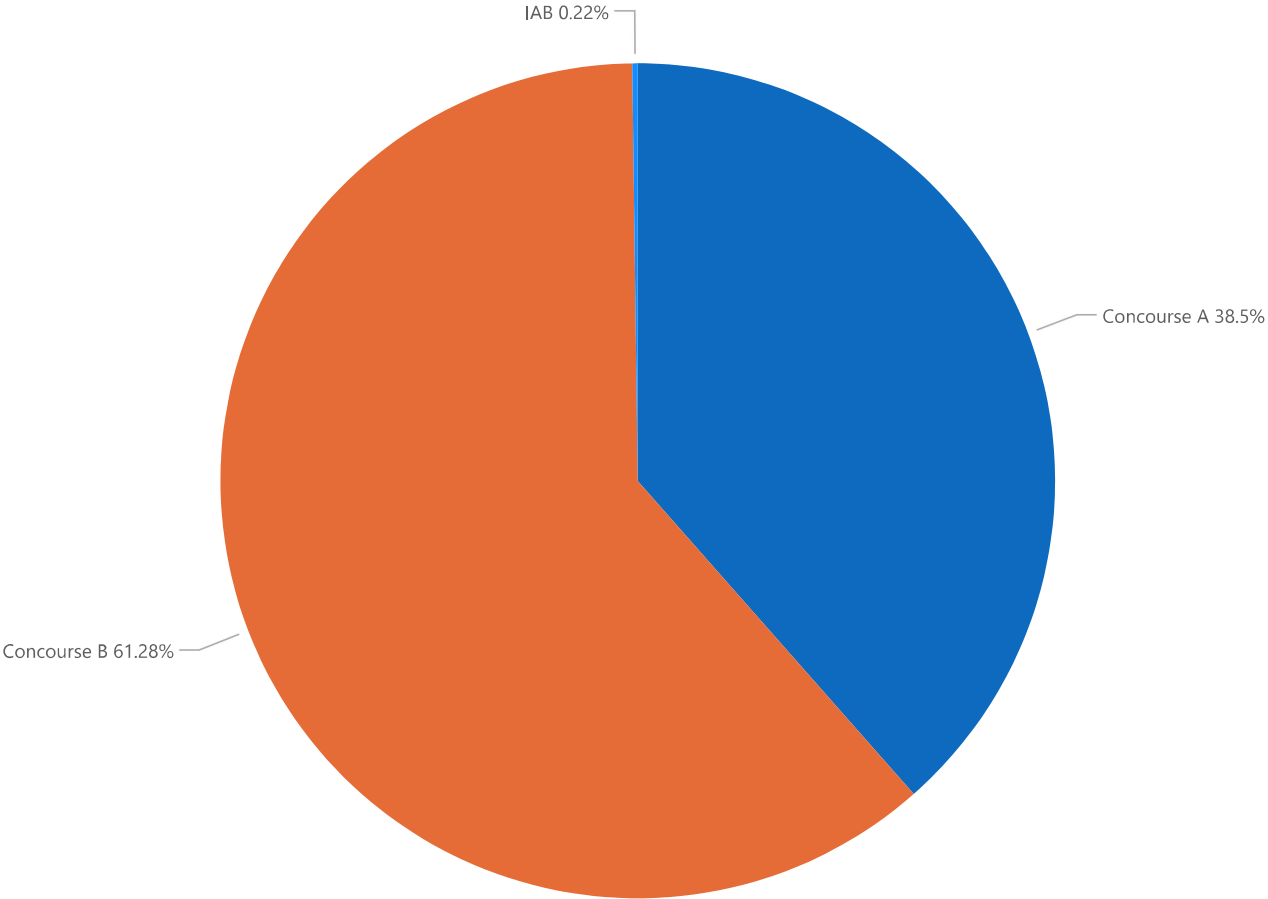
December Passenger Share per Concourse



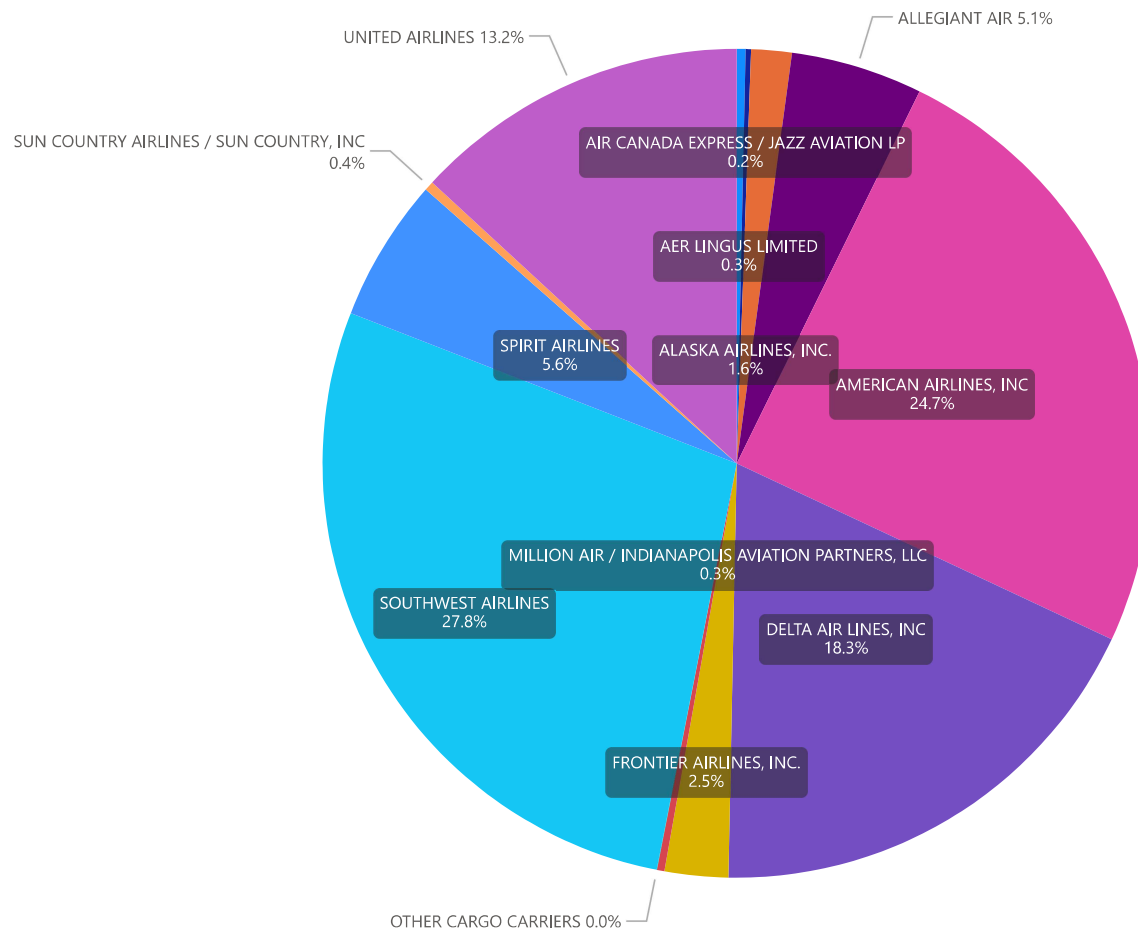
Year To Date Passenger Share Per Concourse



Passenger Share per Concourse By Current Month

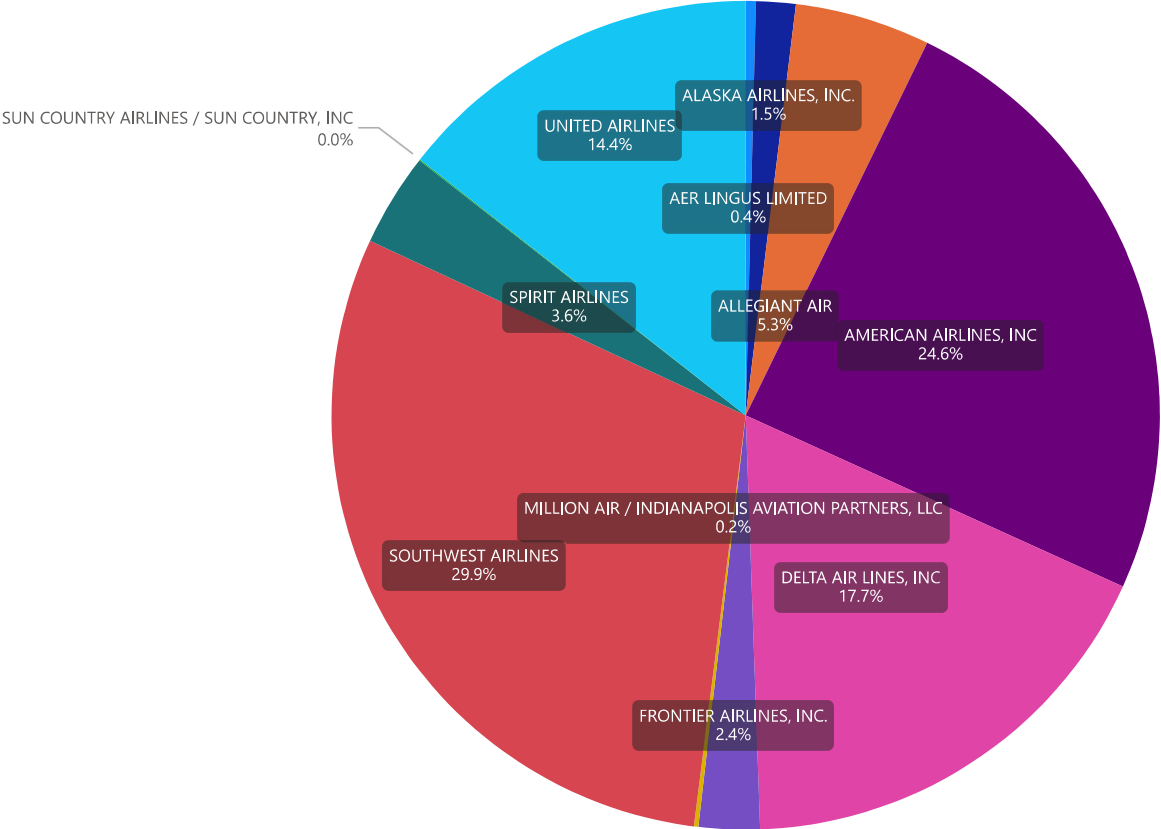


Year To Date Market Share by Group / Airline / Total Passengers





Market Share Current Month



Enplaned Passengers

