



Airline Activity Report

January 2021



Indianapolis Airport Authority

Airline activity data is provided by the airlines and is subject to change. While we make every attempt to ensure the data reported is accurate, the Indianapolis Airport Authority (IAA) is not responsible for the accuracy of the data. IAA assumes no liability from errors or omissions in this data.

**Indianapolis International Airport
Deplanement Cumulative Year To Date**

Carriers	January	February	March	April	May	June	July	August	September	October	November	December	Total
Air Canada / AIR GEORGIAN LIMITED DBA AIR CAN	-	-	-	-	-	-	-	-	-	-	-	-	-
AIR CANADA EXPRESS / JAZZ AVIATION LP	-	-	-	-	-	-	-	-	-	-	-	-	-
ALASKA AIRLINES, INC.	1,480	-	-	-	-	-	-	-	-	-	-	-	1,480
ALLEGiant AIR	9,422	-	-	-	-	-	-	-	-	-	-	-	9,422
AMERICAN AIRLINES, INC	33,245	-	-	-	-	-	-	-	-	-	-	-	33,245
DELTA AIR LINES, INC	24,412	-	-	-	-	-	-	-	-	-	-	-	24,412
ELI LILLY INTERNATIONAL CORPORATION	-	-	-	-	-	-	-	-	-	-	-	-	-
FRONTIER AIRLINES, INC.	4,649	-	-	-	-	-	-	-	-	-	-	-	4,649
MILLION AIR / INDIANAPOLIS AVIATION PARTNER	381	-	-	-	-	-	-	-	-	-	-	-	381
SIGNATURE FLIGHT SUPPORT	-	-	-	-	-	-	-	-	-	-	-	-	-
SOUTHWEST AIRLINES	50,146	-	-	-	-	-	-	-	-	-	-	-	50,146
SPIRIT AIRLINES	12,673	-	-	-	-	-	-	-	-	-	-	-	12,673
SUN COUNTRY AIRLINES / MN AIRLINES, LLC	84	-	-	-	-	-	-	-	-	-	-	-	84
SWIFT AIR / AVIATION ADVANTAGE INC.	-	-	-	-	-	-	-	-	-	-	-	-	-
UNITED AIRLINES	20,187	-	-	-	-	-	-	-	-	-	-	-	20,187
Total	156,679	-	-	-	-	-	-	-	-	-	-	-	156,679
2020 Actual	365,448	353,427	225,563	18,353	51,249	110,751	163,817	141,355	141,390	186,850	151,774	150,207	2,060,184

Indianapolis International Airport
Cargo Activity Report Cumulative Year To Date

Carrier	January	February	March	April	May	June	July	August	September	October	November	December	Total YTD
Passenger Carriers													
Air Canada / AIR GEORGIAN LIMITED DBA AIR CANADA EXP	0	0	0	0	0	0	0	0	0	0	0	0	0
AIR CANADA EXPRESS / JAZZ AVIATION LP	0	0	0	0	0	0	0	0	0	0	0	0	0
ALASKA AIRLINES, INC.	20,981	0	0	0	0	0	0	0	0	0	0	0	20,981
ALLEGiant AIR	0	0	0	0	0	0	0	0	0	0	0	0	0
AMERICAN AIRLINES, INC	192,716	0	0	0	0	0	0	0	0	0	0	0	192,716
DELTA AIR LINES, INC	116,192	0	0	0	0	0	0	0	0	0	0	0	116,192
ELI LILLY INTERNATIONAL CORPORATION	0	0	0	0	0	0	0	0	0	0	0	0	0
FRONTIER AIRLINES, INC.	0	0	0	0	0	0	0	0	0	0	0	0	0
MILLION AIR / INDIANAPOLIS AVIATION PARTNERS, LLC	0	0	0	0	0	0	0	0	0	0	0	0	0
SIGNATURE FLIGHT SUPPORT	0	0	0	0	0	0	0	0	0	0	0	0	0
SOUTHWEST AIRLINES	263,104	0	0	0	0	0	0	0	0	0	0	0	263,104
SPIRIT AIRLINES	0	0	0	0	0	0	0	0	0	0	0	0	0
SUN COUNTRY AIRLINES / MN AIRLINES, LLC	0	0	0	0	0	0	0	0	0	0	0	0	0
SWIFT AIR / AVIATION ADVANTAGE INC.	0	0	0	0	0	0	0	0	0	0	0	0	0
UNITED AIRLINES	121,015	0	0	0	0	0	0	0	0	0	0	0	121,015
Passenger Carriers Totals	714,008	0	0	0	0	0	0	0	0	0	0	0	714,008
Cargo Carriers													
CARGOLUX AIRLINES INTERNATIONAL S.A.	2,208,811	0	0	0	0	0	0	0	0	0	0	0	2,208,811
CSA AIR, INC	15,934	0	0	0	0	0	0	0	0	0	0	0	15,934
FEDERAL EXPRESS CORP	181,111,718	0	0	0	0	0	0	0	0	0	0	0	181,111,718
KALITTA AIR, LLC	0	0	0	0	0	0	0	0	0	0	0	0	0
KALITTA CHARTERS	335	0	0	0	0	0	0	0	0	0	0	0	335
MOUNTAIN AIR CARGO	365,638	0	0	0	0	0	0	0	0	0	0	0	365,638
UPS / UNITED PARCEL SERVICE INC, AN OHIO CORPORATI	0	0	0	0	0	0	0	0	0	0	0	0	0
WORLDWIDE FLIGHT SERVICES, INC.	22,378	0	0	0	0	0	0	0	0	0	0	0	22,378
Cargo Carriers Totals	183,724,814	0	0	0	0	0	0	0	0	0	0	0	183,724,814
Grand Totals	184,438,822	0	0	0	0	0	0	0	0	0	0	0	184,438,822

**Indianapolis International Airport
2021 Cargo Summary**

	January	February	March	April	May	June	July	August	September	October	November	December	Total
Mail													
Inbound	80	-	-	-	-	-	-	-	-	-	-	-	80
Outbound	104	-	-	-	-	-	-	-	-	-	-	-	104
Total Mail	184	-	-	-	-	-	-	-	-	-	-	-	184
Domestic Freight													
Inbound	38,781	-	-	-	-	-	-	-	-	-	-	-	38,781
Outbound	41,852	-	-	-	-	-	-	-	-	-	-	-	41,852
International Freight													
Inbound	5,681	-	-	-	-	-	-	-	-	-	-	-	5,681
Outbound	5,721	-	-	-	-	-	-	-	-	-	-	-	5,721
Total Freight	92,035	-	-	-	-	-	-	-	-	-	-	-	92,035
Total Cargo	92,219	-	-	-	-	-	-	-	-	-	-	-	92,219
Same Month 2020	82,529	75,565	81,494	79,519	76,816	93,576	100,808	96,587	103,106	104,593	91,148	130,961	1,116,700
Difference	9,690	-75,565	-81,494	-79,519	-76,816	-93,576	-100,808	-96,587	-103,106	-104,593	-91,148	-130,961	-1,024,481
% Change	12%												
Carrier Totals - By Pounds & Tons													
Passenger Aircraft	714,008	-	-	-	-	-	-	-	-	-	-	-	714,008
Tonnage	357	-	-	-	-	-	-	-	-	-	-	-	357
CARGOLUX AIRLINES INTERNATIONAL S.A.	2,208,811	-	-	-	-	-	-	-	-	-	-	-	2,208,811
CSA AIR, INC	15,934	-	-	-	-	-	-	-	-	-	-	-	15,934
FEDERAL EXPRESS CORP	181,111,718	-	-	-	-	-	-	-	-	-	-	-	181,111,718
OTHER CARGO CARRIERS / MISC.	388,351	-	-	-	-	-	-	-	-	-	-	-	388,351
Total Cargo Aircraft	183,724,814	-	-	-	-	-	-	-	-	-	-	-	183,724,814
Tonnage	91,862	-	-	-	-	-	-	-	-	-	-	-	91,862
Total Cargo Aircraft	92,219	-	-	-	-	-	-	-	-	-	-	-	92,219
2021 YTD	92,219	92,219	92,219	92,219	92,219	92,219	92,219	92,219	92,219	92,219	92,219	92,219	
2020 YTD	82,529	158,094	239,588	319,107	395,923	489,499	590,307	686,894	790,000	894,592	985,740	1,116,700	

Indianapolis International Airport
Total Passengers
Current Month (January 2021) vs. Previous Month (December 2020)

Operator	Carrier	January 2021		December 2020		Difference	% Change
		Total	% Total	Total	% Total		
ALASKA AIRLINES, INC.							
	ALASKA AIRLINES, INC.	2,634	0.9%	3,597	1.1%	-963	-26.8%
	ALASKA AIRLINES, INC. Total	2,634	0.9%	3,597	1.1%	-963	-26.8%
INDIANAPOLIS AVIATION PARTNERS, LLC							
	INDIANAPOLIS AVIATION PARTNERS, LLC	774	0.3%	984	0.3%	-210	-21.3%
	INDIANAPOLIS AVIATION PARTNERS, LLC Total	774	0.3%	984	0.3%	-210	-21.3%
MN AIRLINES, LLC							
	MN AIRLINES, LLC	168	0.1%	192	0.1%	-24	-12.5%
	MN AIRLINES, LLC Total	168	0.1%	192	0.1%	-24	-12.5%
SPIRIT AIRLINES							
	SPIRIT AIRLINES	24,034	8.2%	26,663	8.3%	-2,629	-9.9%
	SPIRIT AIRLINES Total	24,034	8.2%	26,663	8.3%	-2,629	-9.9%
AIR CANADA JAZZ							
	JAZZ AVIATION LP	0	0.0%	0	0.0%	0	0.0%
	AIR CANADA JAZZ Total	0	0.0%	0	0.0%	0	0.0%
AIR GEORGIAN LIMITED							
	AIR GEORGIAN LIMITED DBA AIR CANADA EXPRESS	0	0.0%	0	0.0%	0	0.0%
	AIR GEORGIAN LIMITED Total	0	0.0%	0	0.0%	0	0.0%
AIRLINE ACTIVITY							
	AVIATION ADVANTAGE INC.	0	0.0%	0	0.0%	0	0.0%
	AIRLINE ACTIVITY Total	0	0.0%	0	0.0%	0	0.0%
ALLEGiant AIR							
	ALLEGiant AIR	16,880	5.7%	21,244	6.6%	-4,364	-20.5%
	ALLEGiant AIR Total	16,880	5.7%	21,244	6.6%	-4,364	-20.5%
AMERICAN AIRLINES							
	AMERICAN AIRLINES, INC.	62,935	21.4%	63,749	19.9%	-814	-1.3%
	AMERICAN AIRLINES Total	62,935	21.4%	63,749	19.9%	-814	-1.3%
DELTA AIR LINES							
	DELTA AIR LINES, INC.	46,795	15.9%	47,721	14.9%	-926	-1.9%
	DELTA AIR LINES Total	46,795	15.9%	47,721	14.9%	-926	-1.9%
FRONTIER AIRLINE							
	FRONTIER AIRLINES, INC.	9,088	3.1%	9,077	2.8%	11	0.1%
	FRONTIER AIRLINE Total	9,088	3.1%	9,077	2.8%	11	0.1%
SIGNATURE FLIGHT SERVICES							
	SIGNATURE FLIGHT SUPPORT	0	0.0%	0	0.0%	0	0.0%
	SIGNATURE FLIGHT SERVICES Total	0	0.0%	0	0.0%	0	0.0%
SOUTHWEST AIRLINES							
	SOUTHWEST AIRLINES	93,611	31.8%	103,022	32.2%	-9,411	-9.1%
	SOUTHWEST AIRLINES Total	93,611	31.8%	103,022	32.2%	-9,411	-9.1%
UNITED AIRLINES							
	UNITED AIRLINES	37,067	12.6%	43,826	13.7%	-6,759	-15.4%
	UNITED AIRLINES Total	37,067	12.6%	43,826	13.7%	-6,759	-15.4%
OTHER CARRIERS / MISC							
	OTHER CARRIERS / MISC Total	0	0.0%	0	0.0%	0	0.0%
	Total	293,986	100.0%	320,075	100.0%	-26,089	-8.2%

Indianapolis International Airport
Total Passengers
Current Month (January 2021) vs. Same Month Previous Year (January 2020)

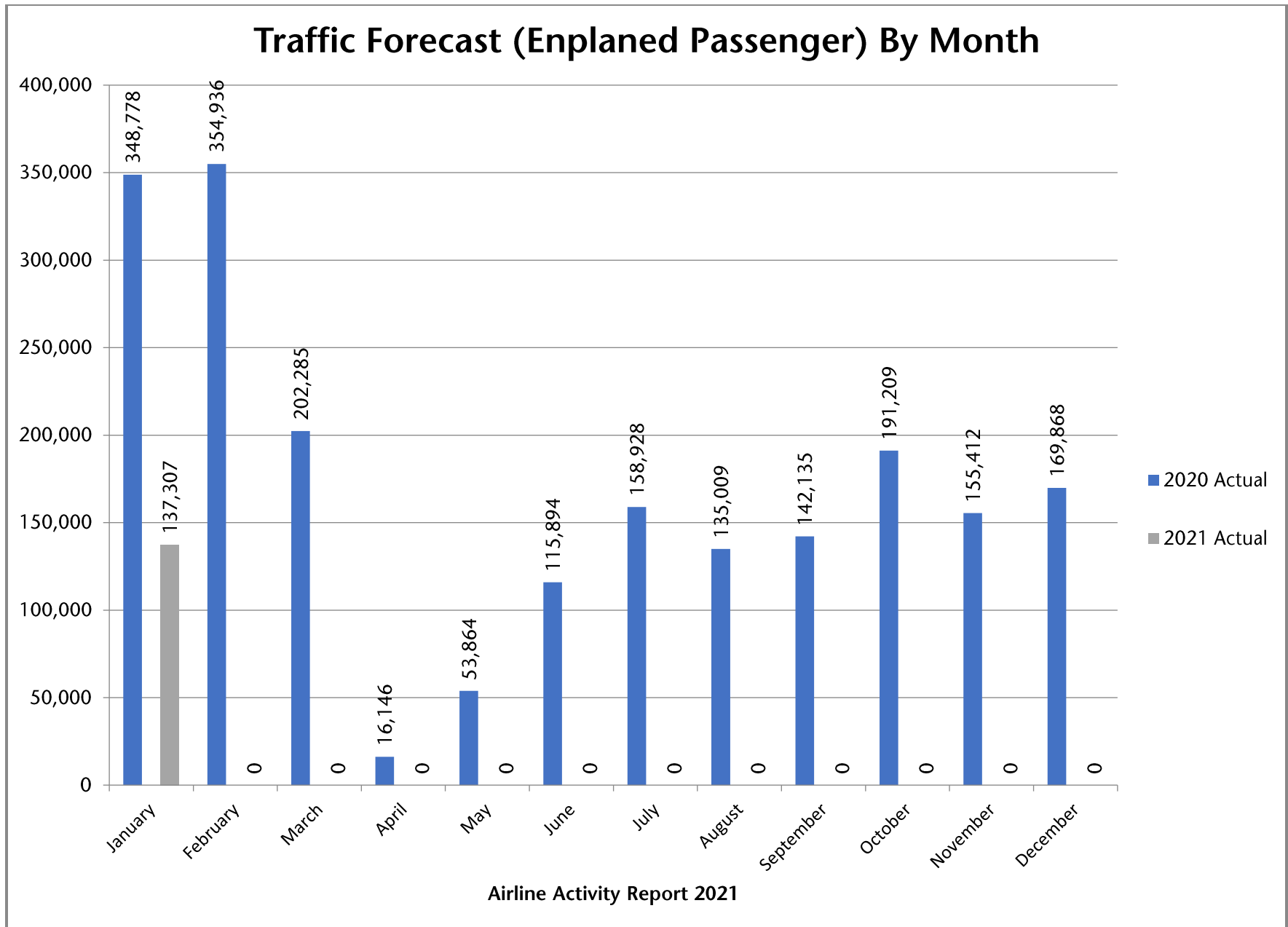
Operator	Carrier	January 2021		January 2020		Difference	% Change
		Total	% Total	Total	% Total		
ALASKA AIRLINES, INC.							
	ALASKA AIRLINES, INC.	2,634	0.9%	8,223	1.2%	-5,589	-68.0%
	ALASKA AIRLINES, INC. Total	2,634	0.9%	8,223	1.2%	-5,589	-68.0%
INDIANAPOLIS AVIATION PARTNERS, LLC							
	INDIANAPOLIS AVIATION PARTNERS, LLC	774	0.3%	901	0.1%	-127	-14.1%
	INDIANAPOLIS AVIATION PARTNERS, LLC Total	774	0.3%	901	0.1%	-127	-14.1%
MN AIRLINES, LLC							
	MN AIRLINES, LLC	168	0.1%	2,111	0.3%	-1,943	-92.0%
	MN AIRLINES, LLC Total	168	0.1%	2,111	0.3%	-1,943	-92.0%
SPIRIT AIRLINES							
	SPIRIT AIRLINES	24,034	8.2%	30,755	4.3%	-6,721	-21.9%
	SPIRIT AIRLINES Total	24,034	8.2%	30,755	4.3%	-6,721	-21.9%
AIR CANADA JAZZ							
	JAZZ AVIATION LP	0	0.0%	0	0.0%	0	0.0%
	AIR CANADA JAZZ Total	0	0.0%	0	0.0%	0	0.0%
AIR GEORGIAN LIMITED							
	AIR GEORGIAN LIMITED DBA AIR CANADA EXPRESS	0	0.0%	3,556	0.5%	-3,556	-100.0%
	AIR GEORGIAN LIMITED Total	0	0.0%	3,556	0.5%	-3,556	-100.0%
AIRLINE ACTIVITY							
	AVIATION ADVANTAGE INC.	0	0.0%	503	0.1%	-503	-100.0%
	AIRLINE ACTIVITY Total	0	0.0%	503	0.1%	-503	-100.0%
ALLEGiant AIR							
	ALLEGiant AIR	16,880	5.7%	37,174	5.2%	-20,294	-54.6%
	ALLEGiant AIR Total	16,880	5.7%	37,174	5.2%	-20,294	-54.6%
AMERICAN AIRLINES							
	AMERICAN AIRLINES, INC.	62,935	21.4%	153,000	21.4%	-90,065	-58.9%
	AMERICAN AIRLINES Total	62,935	21.4%	153,000	21.4%	-90,065	-58.9%
DELTA AIR LINES							
	DELTA AIR LINES, INC.	46,795	15.9%	164,547	23.0%	-117,752	-71.6%
	DELTA AIR LINES Total	46,795	15.9%	164,547	23.0%	-117,752	-71.6%
FRONTIER AIRLINE							
	FRONTIER AIRLINES, INC.	9,088	3.1%	22,054	3.1%	-12,966	-58.8%
	FRONTIER AIRLINE Total	9,088	3.1%	22,054	3.1%	-12,966	-58.8%
SIGNATURE FLIGHT SERVICES							
	SIGNATURE FLIGHT SUPPORT	0	0.0%	0	0.0%	0	0.0%
	SIGNATURE FLIGHT SERVICES Total	0	0.0%	0	0.0%	0	0.0%
SOUTHWEST AIRLINES							
	SOUTHWEST AIRLINES	93,611	31.8%	203,400	28.5%	-109,789	-54.0%
	SOUTHWEST AIRLINES Total	93,611	31.8%	203,400	28.5%	-109,789	-54.0%
UNITED AIRLINES							
	UNITED AIRLINES	37,067	12.6%	88,002	12.3%	-50,935	-57.9%
	UNITED AIRLINES Total	37,067	12.6%	88,002	12.3%	-50,935	-57.9%
OTHER CARRIERS / MISC							
	OTHER CARRIERS / MISC Total	0	0.0%	0	0.0%	0	0.0%
	Total	293,986	100.0%	714,226	100.0%	-420,240	-58.8%

Indianapolis International Airport
Total Passengers
Current Month - January 2021

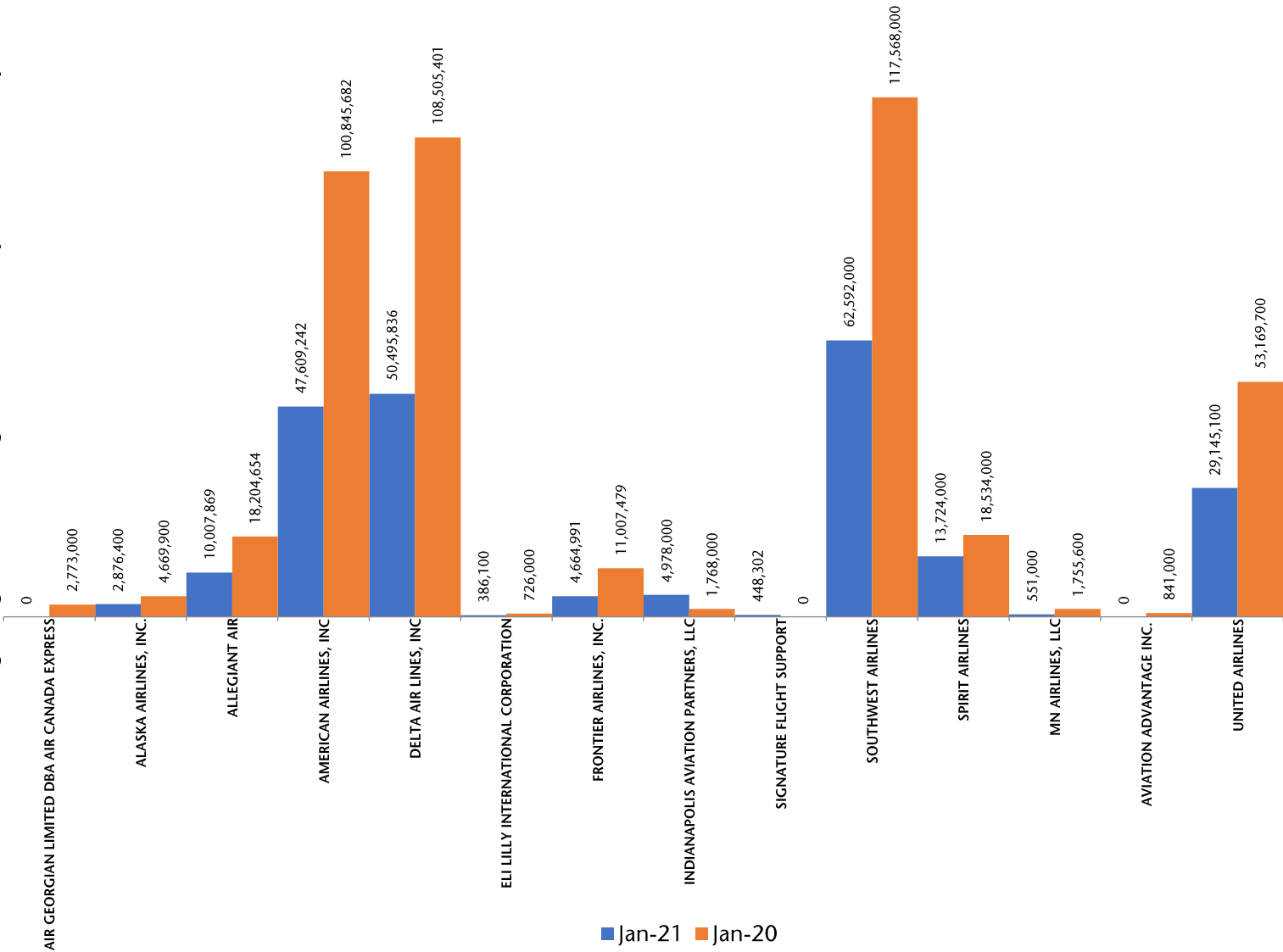
Operator	Carrier	Enplaning	Enplaning % of Total	Deplaning	Total	% of Total
ALASKA AIRLINES, INC.						
	ALASKA AIRLINES, INC.	1,154	0.8%	1,480	2,634	0.9%
	ALASKA AIRLINES, INC. Total	1,154	0.8%	1,480	2,634	0.9%
INDIANAPOLIS AVIATION PARTNERS, LLC						
	INDIANAPOLIS AVIATION PARTNERS, LLC	393	0.3%	381	774	0.2%
	INDIANAPOLIS AVIATION PARTNERS, LLC Total	393	0.3%	381	774	0.2%
MN AIRLINES, LLC						
	MN AIRLINES, LLC	84	0.1%	84	168	0.1%
	MN AIRLINES, LLC Total	84	0.1%	84	168	0.1%
SPIRIT AIRLINES						
	SPIRIT AIRLINES	11,361	8.3%	12,673	24,034	8.1%
	SPIRIT AIRLINES Total	11,361	8.3%	12,673	24,034	8.1%
AIR CANADA JAZZ						
	JAZZ AVIATION LP	0	0.0%	0	0	0.0%
	AIR CANADA JAZZ Total	0	0.0%	0	0	0.0%
AIR GEORGIAN LIMITED						
	AIR GEORGIAN LIMITED DBA AIR CANADA EXPRESS	0	0.0%	0	0	0.0%
	AIR GEORGIAN LIMITED Total	0	0.0%	0	0	0.0%
AIRLINE ACTIVITY						
	AVIATION ADVANTAGE INC.	0	0.0%	0	0	0.0%
	AIRLINE ACTIVITY Total	0	0.0%	0	0	0.0%
ALLEGiant AIR						
	ALLEGiant AIR	7,458	5.4%	9,422	16,880	6.0%
	ALLEGiant AIR Total	7,458	5.4%	9,422	16,880	6.0%
AMERICAN AIRLINES						
	AMERICAN AIRLINES, INC	29,690	21.6%	33,245	62,935	21.2%
	AMERICAN AIRLINES Total	29,690	21.6%	33,245	62,935	21.2%
DELTA AIR LINES						
	DELTA AIR LINES, INC	22,383	16.3%	24,412	46,795	15.6%
	DELTA AIR LINES Total	22,383	16.3%	24,412	46,795	15.6%
FRONTIER AIRLINE						
	FRONTIER AIRLINES, INC.	4,439	3.2%	4,649	9,088	3.0%
	FRONTIER AIRLINE Total	4,439	3.2%	4,649	9,088	3.0%
SIGNATURE FLIGHT SERVICES						
	SIGNATURE FLIGHT SUPPORT	0	0.0%	0	0	0.0%
	SIGNATURE FLIGHT SERVICES Total	0	0.0%	0	0	0.0%
SOUTHWEST AIRLINES						
	SOUTHWEST AIRLINES	43,465	31.7%	50,146	93,611	32.0%
	SOUTHWEST AIRLINES Total	43,465	31.7%	50,146	93,611	32.0%
UNITED AIRLINES						
	UNITED AIRLINES	16,880	12.3%	20,187	37,067	12.9%
	UNITED AIRLINES Total	16,880	12.3%	20,187	37,067	12.9%
OTHER CARRIERS / MISC						
	OTHER CARRIERS / MISC Total	0	0.0%	0	0	0.0%
	Total	137,307	100.0%	156,679	293,986	100.0%

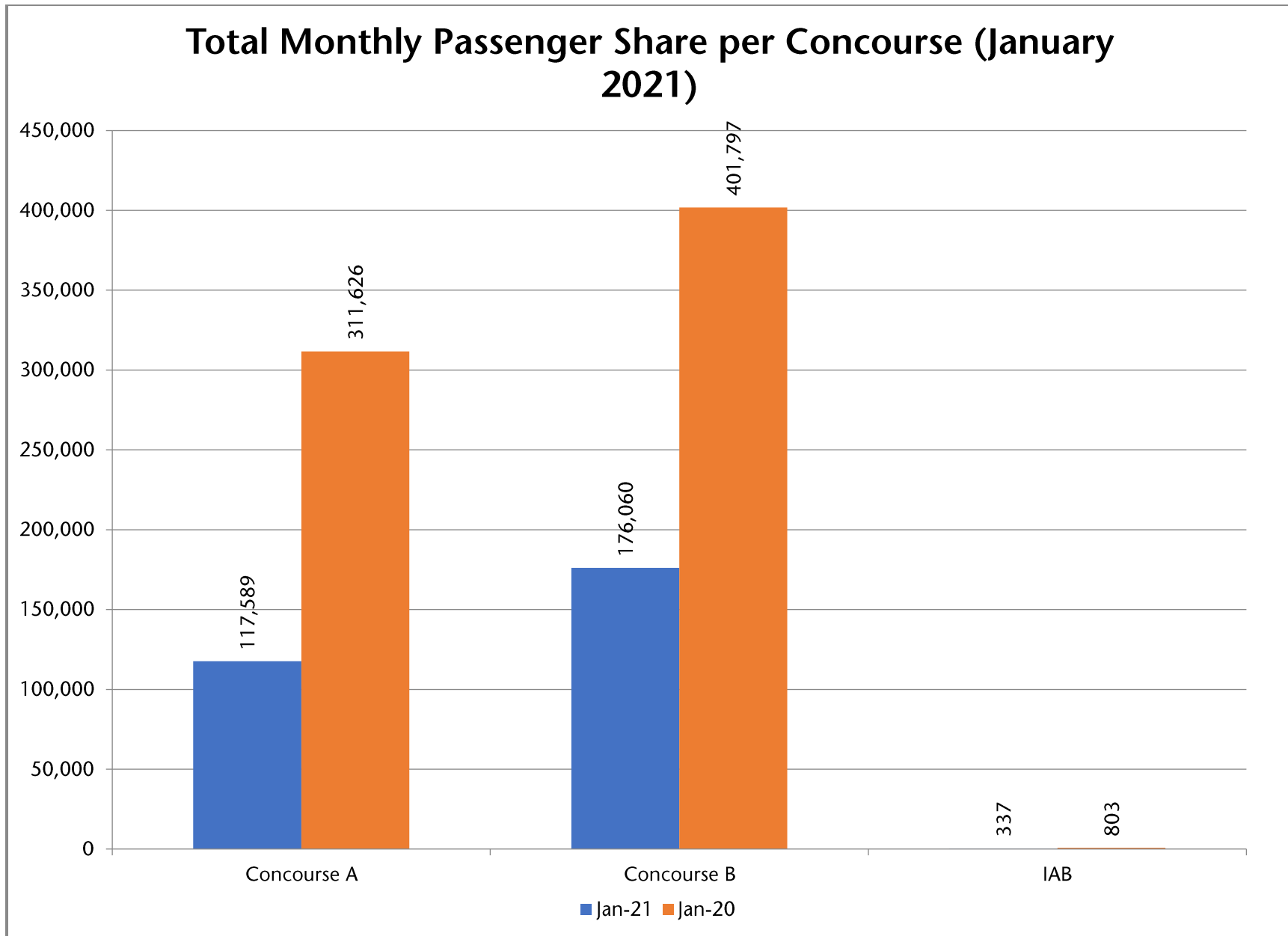
Indianapolis International Airport
Total Passengers
Year To Date - January 2021

Operator	Carrier	Enplaning	Enplaning % of Total	Deplaning	Total	% of Total
ALASKA AIRLINES, INC.						
	ALASKA AIRLINES, INC.	1,154	0.8%	1,480	2,634	0.9%
	ALASKA AIRLINES, INC. Total	1,154	0.8%	1,480	2,634	0.9%
INDIANAPOLIS AVIATION PARTNERS, LLC						
	INDIANAPOLIS AVIATION PARTNERS, LLC	393	0.3%	381	774	0.2%
	INDIANAPOLIS AVIATION PARTNERS, LLC Total	393	0.3%	381	774	0.2%
MN AIRLINES, LLC						
	MN AIRLINES, LLC	84	0.1%	84	168	0.1%
	MN AIRLINES, LLC Total	84	0.1%	84	168	0.1%
SPIRIT AIRLINES						
	SPIRIT AIRLINES	11,361	8.3%	12,673	24,034	8.1%
	SPIRIT AIRLINES Total	11,361	8.3%	12,673	24,034	8.1%
AIR CANADA JAZZ						
	JAZZ AVIATION LP	0	0.0%	0	0	0.0%
	AIR CANADA JAZZ Total	0	0.0%	0	0	0.0%
AIR GEORGIAN LIMITED						
	AIR GEORGIAN LIMITED DBA AIR CANADA EXPRESS	0	0.0%	0	0	0.0%
	AIR GEORGIAN LIMITED Total	0	0.0%	0	0	0.0%
AIRLINE ACTIVITY						
	AVIATION ADVANTAGE INC.	0	0.0%	0	0	0.0%
	AIRLINE ACTIVITY Total	0	0.0%	0	0	0.0%
ALLEGiant AIR						
	ALLEGiant AIR	7,458	5.4%	9,422	16,880	6.0%
	ALLEGiant AIR Total	7,458	5.4%	9,422	16,880	6.0%
AMERICAN AIRLINES						
	AMERICAN AIRLINES, INC	29,690	21.6%	33,245	62,935	21.2%
	AMERICAN AIRLINES Total	29,690	21.6%	33,245	62,935	21.2%
DELTA AIR LINES						
	DELTA AIR LINES, INC	22,383	16.3%	24,412	46,795	15.6%
	DELTA AIR LINES Total	22,383	16.3%	24,412	46,795	15.6%
FRONTIER AIRLINE						
	FRONTIER AIRLINES, INC.	4,439	3.2%	4,649	9,088	3.0%
	FRONTIER AIRLINE Total	4,439	3.2%	4,649	9,088	3.0%
SIGNATURE FLIGHT SERVICES						
	SIGNATURE FLIGHT SUPPORT	0	0.0%	0	0	0.0%
	SIGNATURE FLIGHT SERVICES Total	0	0.0%	0	0	0.0%
SOUTHWEST AIRLINES						
	SOUTHWEST AIRLINES	43,465	31.7%	50,146	93,611	32.0%
	SOUTHWEST AIRLINES Total	43,465	31.7%	50,146	93,611	32.0%
UNITED AIRLINES						
	UNITED AIRLINES	16,880	12.3%	20,187	37,067	12.9%
	UNITED AIRLINES Total	16,880	12.3%	20,187	37,067	12.9%
OTHER CARRIERS / MISC						
	OTHER CARRIERS / MISC Total	0	0.0%	0	0	0.0%
	Total	137,307	100.0%	156,679	293,986	100.0%

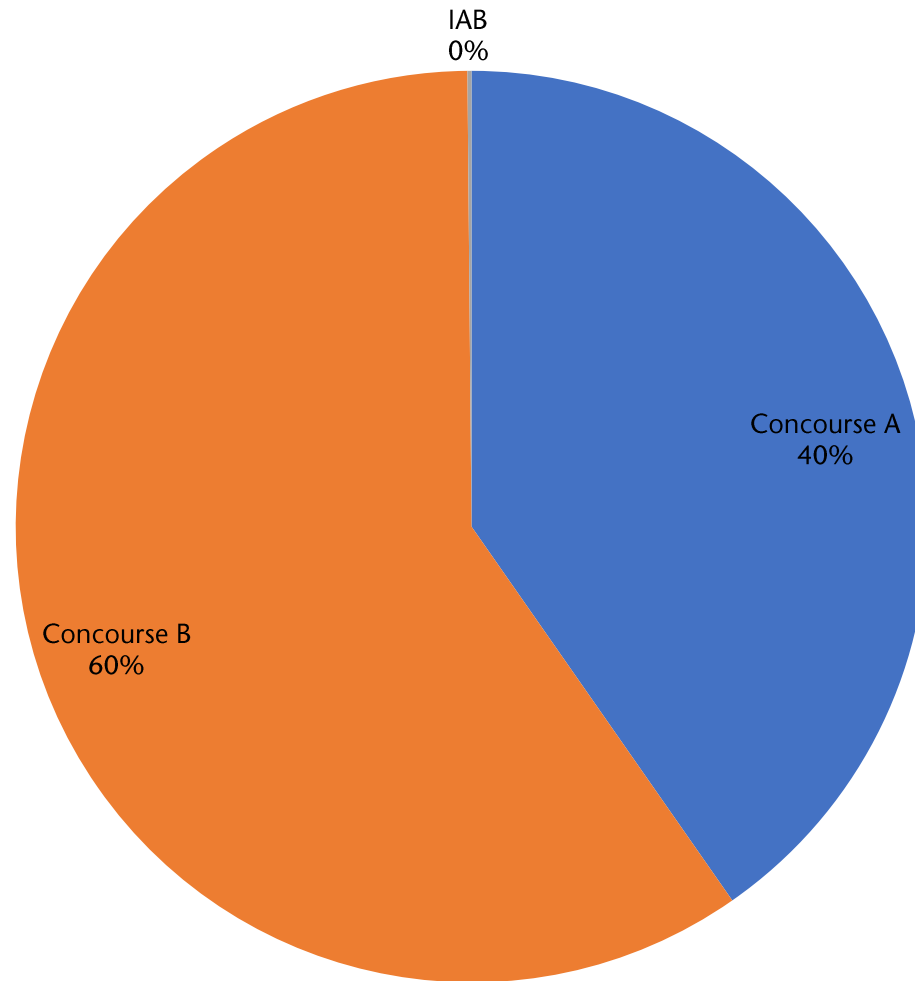


Landing Weights for Passenger Aircraft January 2021 vs January 2020

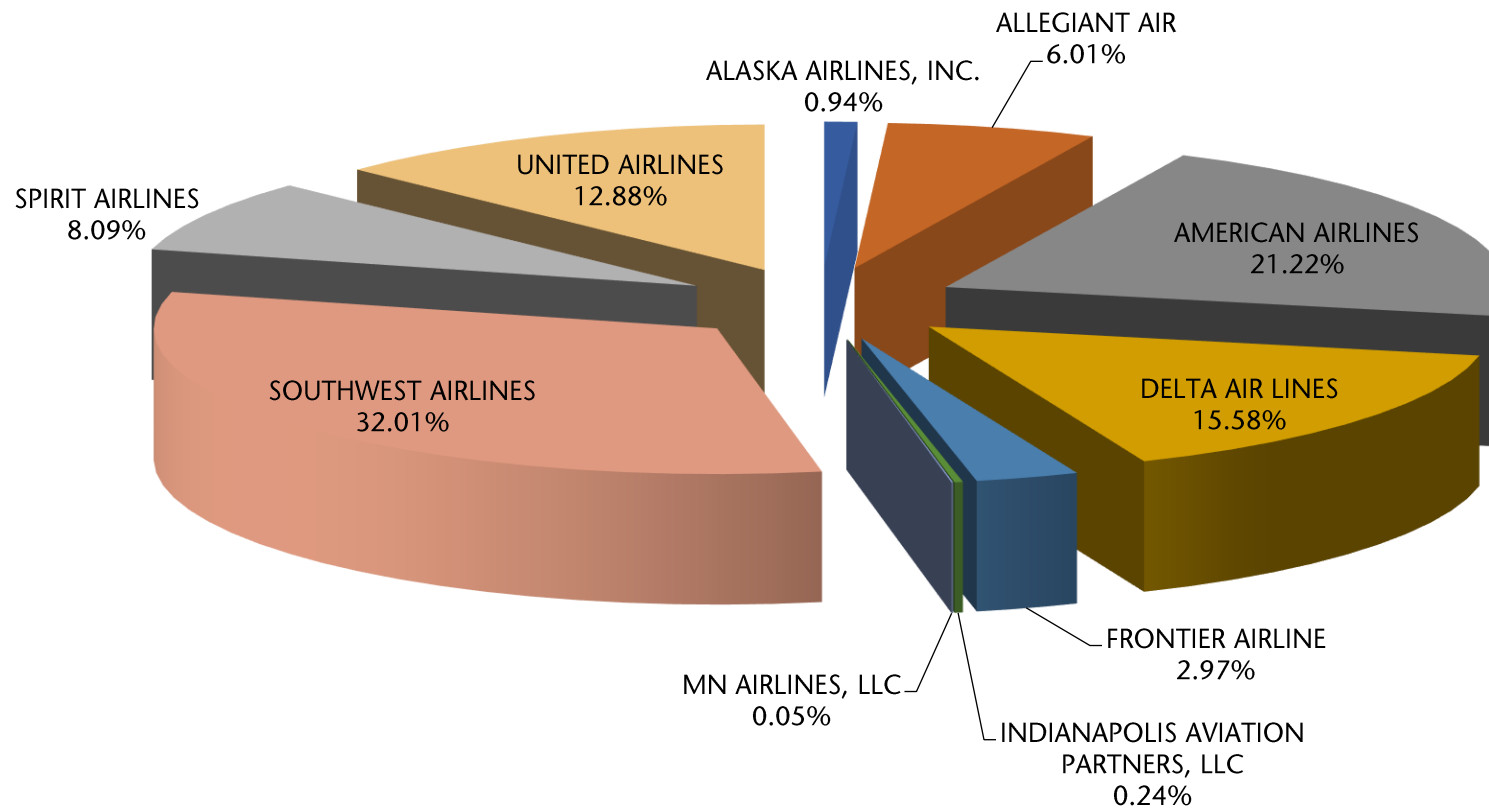




Passenger Share per Concourse By Current Month January 2021 - Enplaning



Y-T-D Market Share by Group / Airline / Total Passengers (January 2021)



Market Share January 2021

