



Airline Activity Report

October 2021



Indianapolis Airport Authority

Airline activity data is provided by the airlines and is subject to change. While we make every attempt to ensure the data reported is accurate, the Indianapolis Airport Authority (IAA) is not responsible for the accuracy of the data. IAA assumes no liability from errors or omissions in this data.

Indianapolis International Airport
Enplanement Cumulative Year To Date

Carriers	January	February	March	April	May	June	July	August	September	October	November	December	Total
Air Canada / AIR GEORGIAN LIMITED DBA AIR CAN	-	-	-	-	-	-	-	-	-	-	-	-	-
AIR CANADA EXPRESS / JAZZ AVIATION LP	-	-	-	-	-	-	-	-	-	-	-	-	-
ALASKA AIRLINES, INC.	1,154	986	2,501	3,459	4,266	4,935	5,045	4,629	4,184	4,671	-	-	35,830
ALLEGiant AIR	7,458	13,341	26,384	14,511	15,166	30,180	30,636	15,123	12,719	26,855	-	-	192,373
AMERICAN AIRLINES, INC	29,690	30,663	51,898	54,411	70,660	87,147	88,491	80,277	77,930	99,294	-	-	670,461
CORPORATE FLIGHT MANAGEMENT, INC., d/b/a C	-	-	-	-	-	-	-	-	-	522	-	-	522
DELTA AIR LINES, INC	22,383	22,799	30,677	33,122	55,918	69,004	72,795	66,048	66,024	79,389	-	-	518,159
ELI LILLY INTERNATIONAL CORPORATION	-	-	-	-	-	-	-	-	-	-	-	-	-
FRONTIER AIRLINES, INC.	4,439	4,271	9,786	8,032	10,316	13,709	15,956	11,721	9,572	9,306	-	-	97,108
MILLION AIR / INDIANAPOLIS AVIATION PARTNER	393	664	351	714	372	1,110	768	599	1,012	1,582	-	-	7,565
SIGNATURE FLIGHT SUPPORT	-	-	-	-	-	-	-	-	-	-	-	-	-
SOUTHWEST AIRLINES	43,465	45,991	92,030	85,941	98,035	99,522	102,334	85,621	82,003	97,150	-	-	832,092
SPIRIT AIRLINES	11,361	12,134	24,363	23,091	26,449	28,272	28,238	13,391	17,667	20,939	-	-	205,905
SUN COUNTRY AIRLINES / SUN COUNTRY, INC	84	98	89	337	409	1,139	1,164	845	935	1,325	-	-	6,425
SWIFT AIR / AVIATION ADVANTAGE INC.	-	-	-	67	-	-	-	-	-	-	-	-	67
SWIFT AIR, LLC DBA IAERO AIRWAYS	-	-	-	-	-	-	-	-	-	-	-	-	-
UNITED AIRLINES	16,880	18,573	28,005	27,321	30,291	30,632	39,126	36,951	38,143	47,235	-	-	313,157
OTHER CARGO CARRIERS / MISC.	-	-	-	-	-	2	5	1	2	5	-	-	15
Total	137,307	149,520	266,084	251,006	311,882	365,652	384,558	315,206	310,191	388,273	-	-	2,879,679
2020 Actual	348,778	354,936	202,285	16,146	53,864	115,894	158,928	135,009	142,135	191,209	155,412	169,868	2,044,464
Variance (Act/Orig)	-61%	-58%	32%	1455%	479%	216%	142%	133%	118%	103%			

**Indianapolis International Airport
Deplanement Cumulative Year To Date**

Carriers	January	February	March	April	May	June	July	August	September	October	November	December	Total
Air Canada / AIR GEORGIAN LIMITED DBA AIR CAN	-	-	-	-	-	-	-	-	-	-	-	-	-
AIR CANADA EXPRESS / JAZZ AVIATION LP	-	-	-	-	-	-	-	-	-	-	-	-	-
ALASKA AIRLINES, INC.	1,480	1,081	2,538	3,767	4,374	5,008	5,151	4,945	4,723	5,117	-	-	38,184
ALLEGiant AIR	9,422	12,308	23,566	17,965	14,545	29,928	31,682	16,602	12,563	26,409	-	-	194,990
AMERICAN AIRLINES, INC	33,245	29,840	48,961	57,145	70,002	85,325	90,753	84,404	79,163	99,181	-	-	678,019
CORPORATE FLIGHT MANAGEMENT, INC., d/b/a C	-	-	-	-	-	-	-	-	-	567	-	-	567
DELTA AIR LINES, INC	24,412	22,163	30,176	35,424	55,595	68,612	75,531	71,667	66,669	79,301	-	-	529,550
ELI LILLY INTERNATIONAL CORPORATION	-	-	-	-	-	-	-	-	-	-	-	-	-
FRONTIER AIRLINES, INC.	4,649	4,578	8,668	8,650	10,549	13,379	16,362	12,906	9,119	9,042	-	-	97,902
MILLION AIR / INDIANAPOLIS AVIATION PARTNER	381	432	428	697	449	763	963	658	1,145	1,623	-	-	7,539
SIGNATURE FLIGHT SUPPORT	-	-	-	-	-	-	-	-	-	-	-	-	-
SOUTHWEST AIRLINES	50,146	44,091	82,698	95,130	97,867	97,119	105,764	88,692	82,473	95,051	-	-	839,031
SPIRIT AIRLINES	12,673	11,604	22,158	26,413	25,756	27,765	28,959	14,295	16,228	19,663	-	-	205,514
SUN COUNTRY AIRLINES / SUN COUNTRY, INC	84	97	84	324	312	848	1,234	804	895	1,263	-	-	5,945
SWIFT AIR / AVIATION ADVANTAGE INC.	-	-	-	-	-	-	-	-	-	-	-	-	-
SWIFT AIR, LLC DBA IAERO AIRWAYS	-	-	-	-	-	149	-	-	-	-	-	-	149
UNITED AIRLINES	20,187	18,795	27,366	28,848	29,666	29,554	40,421	38,473	38,933	47,210	-	-	319,453
OTHER CARGO CARRIERS / MISC.	-	-	-	-	-	1	6	1	1	3	-	-	12
Total	156,679	144,989	246,643	274,363	309,115	358,451	396,826	333,447	311,912	384,430	-	-	2,916,855
2020 Actual	365,448	353,427	225,563	18,353	51,249	110,751	163,817	141,355	141,390	186,850	151,774	150,207	2,060,184

**Indianapolis International Airport
Landing Weights 2021**

	January	February	March	April	May	June	July	August	September	October	November	December	Total
Passenger Carriers													
Air Canada / AIR GEORGIAN LIMITED DBA AIR	-	-	-	-	-	-	-	-	-	-	-	-	-
AIR CANADA EXPRESS / JAZZ AVIATION LP	-	-	-	-	-	-	-	-	-	-	-	-	-
ALASKA AIRLINES, INC.	2,876,400	2,304,500	3,512,000	4,370,200	4,493,900	4,561,700	4,836,400	4,730,800	4,679,100	4,823,100	-	-	41,188,100
ALLEGiant AIR	10,007,869	17,420,908	38,195,031	20,593,349	18,141,822	29,729,300	30,242,983	19,203,348	14,606,711	26,993,369	-	-	225,134,690
AMERICAN AIRLINES, INC	47,609,242	41,268,018	59,514,302	63,898,624	81,922,504	95,288,022	97,946,466	100,680,370	95,748,984	107,618,820	-	-	791,495,352
CORPORATE FLIGHT MANAGEMENT, INC., d/b/	-	-	-	-	-	-	-	-	-	2,208,122	-	-	2,208,122
DELTA AIR LINES, INC	50,495,836	43,459,105	54,354,015	59,305,982	71,015,835	77,427,070	83,726,779	84,068,017	83,836,742	93,688,337	-	-	701,377,718
ELI LILLY INTERNATIONAL CORPORATION	386,100	772,200	707,850	514,800	1,029,600	450,450	257,400	772,200	514,800	900,900	-	-	6,306,300
FRONTIER AIRLINES, INC.	4,664,991	5,040,660	9,178,305	7,734,054	9,385,320	12,522,062	14,735,508	13,355,631	10,297,373	8,012,056	-	-	94,925,960
MILLION AIR / INDIANAPOLIS AVIATION PARTN	4,978,000	3,964,000	9,920,000	4,269,000	6,108,000	3,763,000	3,236,000	3,013,000	4,919,000	5,442,000	-	-	49,612,000
SIGNATURE FLIGHT SUPPORT	448,302	72,312	372,000	-	309,000	-	-	-	-	-	-	-	1,201,614
SOUTHWEST AIRLINES	62,592,000	50,912,000	93,792,000	94,357,200	104,705,600	104,078,800	109,297,600	110,392,800	91,279,600	97,721,600	-	-	919,129,200
SPIRIT AIRLINES	13,724,000	12,178,000	22,090,000	24,506,000	25,980,000	27,686,000	29,366,000	20,628,000	18,834,000	19,272,000	-	-	214,264,000
SUN COUNTRY AIRLINES / SUN COUNTRY, INC	551,000	568,100	5,998,300	1,024,100	877,800	1,609,300	1,609,300	1,316,700	1,755,600	1,609,300	-	-	16,919,500
SWIFT AIR / AVIATION ADVANTAGE INC.	-	-	-	236,000	-	-	-	-	-	-	-	-	236,000
SWIFT AIR, LLC DBA IAERO AIRWAYS	-	-	-	-	-	146,300	-	-	-	-	-	-	146,300
UNITED AIRLINES	29,145,100	26,664,200	34,901,000	33,246,400	35,868,700	37,590,900	47,087,900	49,203,400	47,792,900	52,923,700	-	-	394,424,200
Passenger Carriers Sub Total	227,478,840	204,624,003	332,534,803	314,055,709	359,838,081	394,852,904	422,342,336	407,364,266	374,264,810	421,213,304	-	-	3,458,569,056
Cargo Carriers													
AIRNET II, LLC	-	-	-	-	-	-	61,200	76,500	61,200	61,900	-	-	260,800
CARGOLUX AIRLINES INTERNATIONAL S.A.	8,715,894	8,909,890	8,644,896	8,631,896	8,715,894	10,034,878	8,631,896	8,618,896	8,728,894	10,144,876	-	-	89,777,910
CSA AIR, INC	127,500	119,000	170,000	170,000	136,000	144,500	153,000	144,500	153,000	153,000	-	-	1,470,500
FEDERAL EXPRESS CORP	445,116,100	483,334,200	538,007,400	574,519,700	547,236,200	572,450,700	580,193,600	596,558,600	607,060,800	603,724,000	-	-	5,548,201,300
KALITTA AIR, LLC	-	-	-	-	-	-	-	652,000	-	-	-	-	652,000
KALITTA CHARTERS, LLC	155,800	584,680	263,680	457,260	280,380	161,420	107,400	32,000	42,620	96,400	-	-	2,181,640
MOUNTAIN AIR CARGO	2,339,696	2,087,356	2,925,196	4,068,572	3,666,776	3,951,592	4,038,752	3,788,572	3,788,572	3,846,548	-	-	34,501,632
UPS / UNITED PARCEL SERVICE INC, AN OHIO	-	326,000	-	-	-	-	-	-	-	-	-	-	326,000
WORLDWIDE FLIGHT SERVICES, INC.	281,299	721,165	173,000	-	15,000	200,300	220,500	490,900	233,700	930,815	-	-	3,266,679
Cargo Carriers Sub Total	456,736,289	496,082,291	550,184,172	587,847,428	560,050,250	586,943,390	593,406,348	610,361,968	620,068,786	618,957,539	-	-	5,680,638,461
Total	684,215,129	700,706,294	882,718,975	901,903,137	919,888,331	981,796,294	1,015,748,684	1,017,726,234	994,333,596	1,040,170,843	-	-	9,139,207,517
Tonnage	342,108	350,353	441,359	450,952	459,944	490,898	507,874	508,863	497,167	520,085	-	-	4,569,604
2020	900,635,972	818,248,779	847,032,732	567,349,181	503,246,345	623,994,380	754,447,658	736,957,553	721,686,978	769,632,933	710,853,998	982,144,379	8,936,230,888
Passenger Carriers	33%	29%	38%	35%	39%	40%	42%	40%	38%	40%	-	-	38%
Cargo Carriers	67%	71%	62%	65%	61%	60%	58%	60%	62%	60%	-	-	62%
Actual 2021	684,215,129	700,706,294	882,718,975	901,903,137	919,888,331	981,796,294	1,015,748,684	1,017,726,234	994,333,596	1,040,170,843	-	-	9,139,207,517
Actual 2020	900,635,972	818,248,779	847,032,732	567,349,181	503,246,345	623,994,380	754,447,658	736,957,553	721,686,978	769,632,933	710,853,998	982,144,379	8,936,230,888
Variance (Oct 21 / Oct 20)	-24%	-14%	4%	59%	83%	57%	35%	38%	38%	35%	-	-	-

**Indianapolis International Airport
Cargo Activity Report Cumulative Year To Date**

Carrier	January	February	March	April	May	June	July	August	September	October	November	December	Total YTD
Passenger Carriers													
Air Canada / AIR GEORGIAN LIMITED DBA AIR CANADA EXP	0	0	0	0	0	0	0	0	0	0	0	0	0
AIR CANADA EXPRESS / JAZZ AVIATION LP	0	0	0	0	0	0	0	0	0	0	0	0	0
ALASKA AIRLINES, INC.	20,981	26,206	42,537	29,105	37,972	28,260	32,144	16,034	8,497	2,524	0	0	244,260
ALLEGIAN AIR	0	0	0	0	0	0	0	0	0	0	0	0	0
AMERICAN AIRLINES, INC	192,716	137,941	184,972	181,931	180,215	125,746	130,202	186,748	181,924	132,068	0	0	1,634,463
CORPORATE FLIGHT MANAGEMENT, INC., d/b/a CONTOUR	0	0	0	0	0	0	0	0	0	0	0	0	0
DELTA AIR LINES, INC	116,192	110,600	120,031	118,414	107,039	196,932	167,949	255,669	199,112	227,712	0	0	1,619,650
ELI LILLY INTERNATIONAL CORPORATION	0	0	0	0	0	0	0	0	0	0	0	0	0
FRONTIER AIRLINES, INC.	0	0	0	0	0	0	0	0	0	0	0	0	0
MILLION AIR / INDIANAPOLIS AVIATION PARTNERS, LLC	0	0	0	0	0	0	0	0	0	0	0	0	0
SIGNATURE FLIGHT SUPPORT	0	0	0	0	0	0	0	0	0	0	0	0	0
SOUTHWEST AIRLINES	263,104	241,527	357,423	346,040	369,293	391,157	356,262	373,648	318,594	307,220	0	0	3,324,268
SPIRIT AIRLINES	0	0	0	0	0	0	0	0	0	0	0	0	0
SUN COUNTRY AIRLINES / SUN COUNTRY, INC	0	0	0	0	0	0	0	0	0	0	0	0	0
SWIFT AIR / AVIATION ADVANTAGE INC.	0	0	0	0	0	0	0	0	0	0	0	0	0
SWIFT AIR, LLC DBA IAERO AIRWAYS	0	0	0	0	0	0	0	0	0	0	0	0	0
UNITED AIRLINES	121,015	107,964	92,671	67,812	68,806	44,296	41,459	45,738	47,591	92,904	0	0	730,256
Passenger Carriers Totals	714,008	624,238	797,634	743,302	763,325	786,391	728,016	877,837	755,718	762,428	0	0	7,552,897
Cargo Carriers													
AIRNET II, LLC	0	0	0	0	0	0	5,317	7,161	5,777	5,092	0	0	23,347
CARGOLUX AIRLINES INTERNATIONAL S.A.	2,208,811	2,412,099	2,635,538	2,638,867	2,103,320	2,186,721	2,346,512	2,053,452	2,118,444	2,120,296	0	0	22,824,060
CSA AIR, INC	15,934	17,227	24,138	23,769	21,952	23,736	24,678	17,764	19,132	15,229	0	0	203,559
FEDERAL EXPRESS CORP	181,111,718	188,708,370	217,533,724	218,547,955	208,550,732	214,818,091	216,066,353	213,999,013	229,406,550	223,867,035	0	0	2,112,609,541
KALITTA AIR, LLC	0	0	0	0	0	0	0	0	0	0	0	0	0
KALITTA CHARTERS, LLC	335	17,665	12,619	9,129	5,967	7,347	0	0	0	0	0	0	53,062
MOUNTAIN AIR CARGO	365,638	318,834	84,731	895,665	741,444	786,628	785,642	803,914	798,423	736,847	0	0	6,317,766
UPS / UNITED PARCEL SERVICE INC, AN OHIO CORPORATI	0	100,847	0	0	0	0	0	0	0	0	0	0	100,847
WORLDWIDE FLIGHT SERVICES, INC.	22,378	246,711	15,325	0	224	17,508	15,698	38,827	16,215	36,363	0	0	409,249
Cargo Carriers Totals	183,724,814	191,821,753	220,306,075	222,115,385	211,423,639	217,840,031	219,244,200	216,920,131	232,364,541	226,780,862	0	0	2,142,541,431
Grand Totals	184,438,822	192,445,991	221,103,709	222,858,687	212,186,964	218,626,422	219,972,216	217,797,968	233,120,259	227,543,290	0	0	2,150,094,328

**Indianapolis International Airport
2021 Cargo Summary**

	January	February	March	April	May	June	July	August	September	October	November	December	Total
Mail													
Inbound	80	82	91	73	60	63	62	92	70	87	-	-	760
Outbound	104	70	78	81	90	74	69	91	59	75	-	-	791
Total Mail	184	151	169	154	150	136	131	182	130	162	-	-	1,550
Domestic Freight													
Inbound	38,781	41,225	46,582	45,335	43,200	44,706	44,877	45,013	47,480	45,776	-	-	442,974
Outbound	41,852	43,020	48,725	50,665	48,170	50,327	50,120	49,327	52,341	50,663	-	-	485,210
International Freight													
Inbound	5,681	5,904	7,531	8,092	8,283	7,544	7,801	7,756	9,420	9,741	-	-	77,752
Outbound	5,721	5,923	7,545	7,183	6,291	6,600	7,058	6,621	7,189	7,430	-	-	67,561
Total Freight	92,035	96,072	110,383	111,275	105,943	109,177	109,855	108,717	116,430	113,610	-	-	1,073,497
Total Cargo	92,219	96,223	110,552	111,429	106,093	109,313	109,986	108,899	116,560	113,772	-	-	1,075,047
Same Month 2020	82,529	75,565	81,494	79,519	76,816	93,576	100,808	96,587	103,106	104,593	91,148	130,961	1,116,700
Difference	9,690	20,658	29,058	31,910	29,278	15,737	9,178	12,312	13,454	9,179	-91,148	-130,961	-41,653
% Change	12%	27%	36%	40%	38%	17%	9%	13%	13%	9%			
Carrier Totals - By Pounds & Tons													
Passenger Aircraft	714,008	624,238	797,634	743,302	763,325	786,391	728,016	877,837	755,718	762,428	-	-	7,552,897
Tonnage	357	312	399	372	382	393	364	439	378	381	-	-	3,776
CARGOLUX AIRLINES INTERNATIONAL S.A.	2,208,811	2,412,099	2,635,538	2,638,867	2,103,320	2,186,721	2,346,512	2,053,452	2,118,444	2,120,296	-	-	22,824,060
CSA AIR, INC	15,934	17,227	24,138	23,769	21,952	23,736	24,678	17,764	19,132	15,229	-	-	203,559
FEDERAL EXPRESS CORP	181,111,718	188,708,370	217,533,724	218,547,955	208,550,732	214,818,091	216,066,353	213,999,013	229,406,550	223,867,035	-	-	2,112,609,541
OTHER CARGO CARRIERS / MISC.	388,351	684,057	112,675	904,794	747,635	811,483	806,657	849,902	820,415	778,302	-	-	6,904,271
Total Cargo Aircraft	183,724,814	191,821,753	220,306,075	222,115,385	211,423,639	217,840,031	219,244,200	216,920,131	232,364,541	226,780,862	-	-	2,142,541,431
Tonnage	91,862	95,911	110,153	111,058	105,712	108,920	109,622	108,460	116,182	113,390	-	-	1,071,271
Total Cargo Aircraft	92,219	96,223	110,552	111,429	106,093	109,313	109,986	108,899	116,560	113,772	-	-	1,075,047
2021 YTD	92,219	188,442	298,994	410,424	516,517	625,830	735,816	844,715	961,276	1,075,047	1,075,047	1,075,047	
2020 YTD	82,529	158,094	239,588	319,107	395,923	489,499	590,307	686,894	790,000	894,592	985,740	1,116,700	

Indianapolis International Airport
Total Passengers
Current Month (October 2021) vs. Previous Month (September 2021)

Operator	Carrier	October 2021		September 2021		Difference	% Change
		Total	% Total	Total	% Total		
ALASKA AIRLINES, INC.							
	ALASKA AIRLINES, INC.	9,788	1.3%	8,907	1.4%	881	9.9%
	ALASKA AIRLINES, INC. Total	9,788	1.3%	8,907	1.4%	881	9.9%
CORPORATE FLIGHT MANAGEMENT, INC., d/b/a CONTOUR A							
	CORPORATE FLIGHT MANAGEMENT, INC., d/b/a CONTOUR A	1,089	0.1%	0	0.0%	1,089	100.0%
	CORPORATE FLIGHT MANAGEMENT, INC., d/b/a CONTOUR A Total	1,089	0.1%	0	0.0%	1,089	100.0%
INDIANAPOLIS AVIATION PARTNERS, LLC							
	INDIANAPOLIS AVIATION PARTNERS, LLC	3,205	0.4%	2,157	0.3%	1,048	48.6%
	INDIANAPOLIS AVIATION PARTNERS, LLC Total	3,205	0.4%	2,157	0.3%	1,048	48.6%
SPIRIT AIRLINES							
	SPIRIT AIRLINES	40,602	5.3%	33,895	5.4%	6,707	19.8%
	SPIRIT AIRLINES Total	40,602	5.3%	33,895	5.4%	6,707	19.8%
SUN COUNTRY, INC							
	SUN COUNTRY, INC	2,588	0.3%	1,830	0.3%	758	41.4%
	SUN COUNTRY, INC Total	2,588	0.3%	1,830	0.3%	758	41.4%
SWIFT AIR, LLC DBA IAERO AIRWAYS							
	SWIFT AIR, LLC DBA IAERO AIRWAYS	0	0.0%	0	0.0%	0	0.0%
	SWIFT AIR, LLC DBA IAERO AIRWAYS Total	0	0.0%	0	0.0%	0	0.0%
AIR CANADA JAZZ							
	JAZZ AVIATION LP	0	0.0%	0	0.0%	0	0.0%
	AIR CANADA JAZZ Total	0	0.0%	0	0.0%	0	0.0%
AIR GEORGIAN LIMITED							
	AIR GEORGIAN LIMITED DBA AIR CANADA EXPRESS	0	0.0%	0	0.0%	0	0.0%
	AIR GEORGIAN LIMITED Total	0	0.0%	0	0.0%	0	0.0%
ALLEGiant AIR							
	ALLEGiant AIR	53,264	6.9%	25,282	4.1%	27,982	110.7%
	ALLEGiant AIR Total	53,264	6.9%	25,282	4.1%	27,982	110.7%
AMERICAN AIRLINES							
	AMERICAN AIRLINES, INC	198,475	25.7%	157,093	25.3%	41,382	26.3%
	AMERICAN AIRLINES Total	198,475	25.7%	157,093	25.3%	41,382	26.3%
DELTA AIR LINES							
	DELTA AIR LINES, INC	158,690	20.5%	132,693	21.3%	25,997	19.6%
	DELTA AIR LINES Total	158,690	20.5%	132,693	21.3%	25,997	19.6%
FRONTIER AIRLINE							
	FRONTIER AIRLINES, INC.	18,348	2.4%	18,691	3.0%	-343	-1.8%
	FRONTIER AIRLINE Total	18,348	2.4%	18,691	3.0%	-343	-1.8%
SIGNATURE FLIGHT SERVICES							
	SIGNATURE FLIGHT SUPPORT	0	0.0%	0	0.0%	0	0.0%
	SIGNATURE FLIGHT SERVICES Total	0	0.0%	0	0.0%	0	0.0%
SOUTHWEST AIRLINES							
	SOUTHWEST AIRLINES	192,201	24.9%	164,476	26.4%	27,725	16.9%
	SOUTHWEST AIRLINES Total	192,201	24.9%	164,476	26.4%	27,725	16.9%
UNITED AIRLINES							
	UNITED AIRLINES	94,445	12.2%	77,076	12.4%	17,369	22.5%
	UNITED AIRLINES Total	94,445	12.2%	77,076	12.4%	17,369	22.5%
OTHER CARRIERS / MISC							
	OTHER CARRIERS / MISC Total	8	0.0%	3	0.0%	5	166.7%
	Total	772,703	100.0%	622,103	100.0%	150,600	24.2%

Indianapolis International Airport
Total Passengers
Current Month (October 2021) vs. Same Month Previous Year (October 2020)

Operator	Carrier	October 2021		October 2020		Difference	% Change
		Total	% Total	Total	% Total		
ALASKA AIRLINES, INC.							
	ALASKA AIRLINES, INC.	9,788	1.3%	5,425	1.4%	4,363	80.4%
	ALASKA AIRLINES, INC. Total	9,788	1.3%	5,425	1.4%	4,363	80.4%
CORPORATE FLIGHT MANAGEMENT, INC., d/b/a CONTOUR A							
	CORPORATE FLIGHT MANAGEMENT, INC., d/b/a CONTOUR A	1,089	0.1%	0	0.0%	1,089	100.0%
	CORPORATE FLIGHT MANAGEMENT, INC., d/b/a CONTOUR A Total	1,089	0.1%	0	0.0%	1,089	100.0%
INDIANAPOLIS AVIATION PARTNERS, LLC							
	INDIANAPOLIS AVIATION PARTNERS, LLC	3,205	0.4%	1,194	0.3%	2,011	168.4%
	INDIANAPOLIS AVIATION PARTNERS, LLC Total	3,205	0.4%	1,194	0.3%	2,011	168.4%
SPIRIT AIRLINES							
	SPIRIT AIRLINES	40,602	5.3%	16,881	4.5%	23,721	140.5%
	SPIRIT AIRLINES Total	40,602	5.3%	16,881	4.5%	23,721	140.5%
SUN COUNTRY, INC							
	SUN COUNTRY, INC	2,588	0.3%	156	0.0%	2,432	1559.0%
	SUN COUNTRY, INC Total	2,588	0.3%	156	0.0%	2,432	1559.0%
SWIFT AIR, LLC DBA IAERO AIRWAYS							
	SWIFT AIR, LLC DBA IAERO AIRWAYS	0	0.0%	0	0.0%	0	0.0%
	SWIFT AIR, LLC DBA IAERO AIRWAYS Total	0	0.0%	0	0.0%	0	0.0%
AIR CANADA JAZZ							
	JAZZ AVIATION LP	0	0.0%	0	0.0%	0	0.0%
	AIR CANADA JAZZ Total	0	0.0%	0	0.0%	0	0.0%
AIR GEORGIAN LIMITED							
	AIR GEORGIAN LIMITED DBA AIR CANADA EXPRESS	0	0.0%	0	0.0%	0	0.0%
	AIR GEORGIAN LIMITED Total	0	0.0%	0	0.0%	0	0.0%
ALLEGiant AIR							
	ALLEGiant AIR	53,264	6.9%	35,888	9.5%	17,376	48.4%
	ALLEGiant AIR Total	53,264	6.9%	35,888	9.5%	17,376	48.4%
AMERICAN AIRLINES							
	AMERICAN AIRLINES, INC	198,475	25.7%	86,559	22.9%	111,916	129.3%
	AMERICAN AIRLINES Total	198,475	25.7%	86,559	22.9%	111,916	129.3%
DELTA AIR LINES							
	DELTA AIR LINES, INC	158,690	20.5%	64,853	17.2%	93,837	144.7%
	DELTA AIR LINES Total	158,690	20.5%	64,853	17.2%	93,837	144.7%
FRONTIER AIRLINE							
	FRONTIER AIRLINES, INC.	18,348	2.4%	15,314	4.1%	3,034	19.8%
	FRONTIER AIRLINE Total	18,348	2.4%	15,314	4.1%	3,034	19.8%
SIGNATURE FLIGHT SERVICES							
	SIGNATURE FLIGHT SUPPORT	0	0.0%	0	0.0%	0	0.0%
	SIGNATURE FLIGHT SERVICES Total	0	0.0%	0	0.0%	0	0.0%
SOUTHWEST AIRLINES							
	SOUTHWEST AIRLINES	192,201	24.9%	113,678	30.1%	78,523	69.1%
	SOUTHWEST AIRLINES Total	192,201	24.9%	113,678	30.1%	78,523	69.1%
UNITED AIRLINES							
	UNITED AIRLINES	94,445	12.2%	38,110	10.1%	56,335	147.8%
	UNITED AIRLINES Total	94,445	12.2%	38,110	10.1%	56,335	147.8%
OTHER CARRIERS / MISC							
	OTHER CARRIERS / MISC Total	8	0.0%	1	0.0%	7	700.0%
	Total	772,703	100.0%	378,059	100.0%	394,644	104.4%

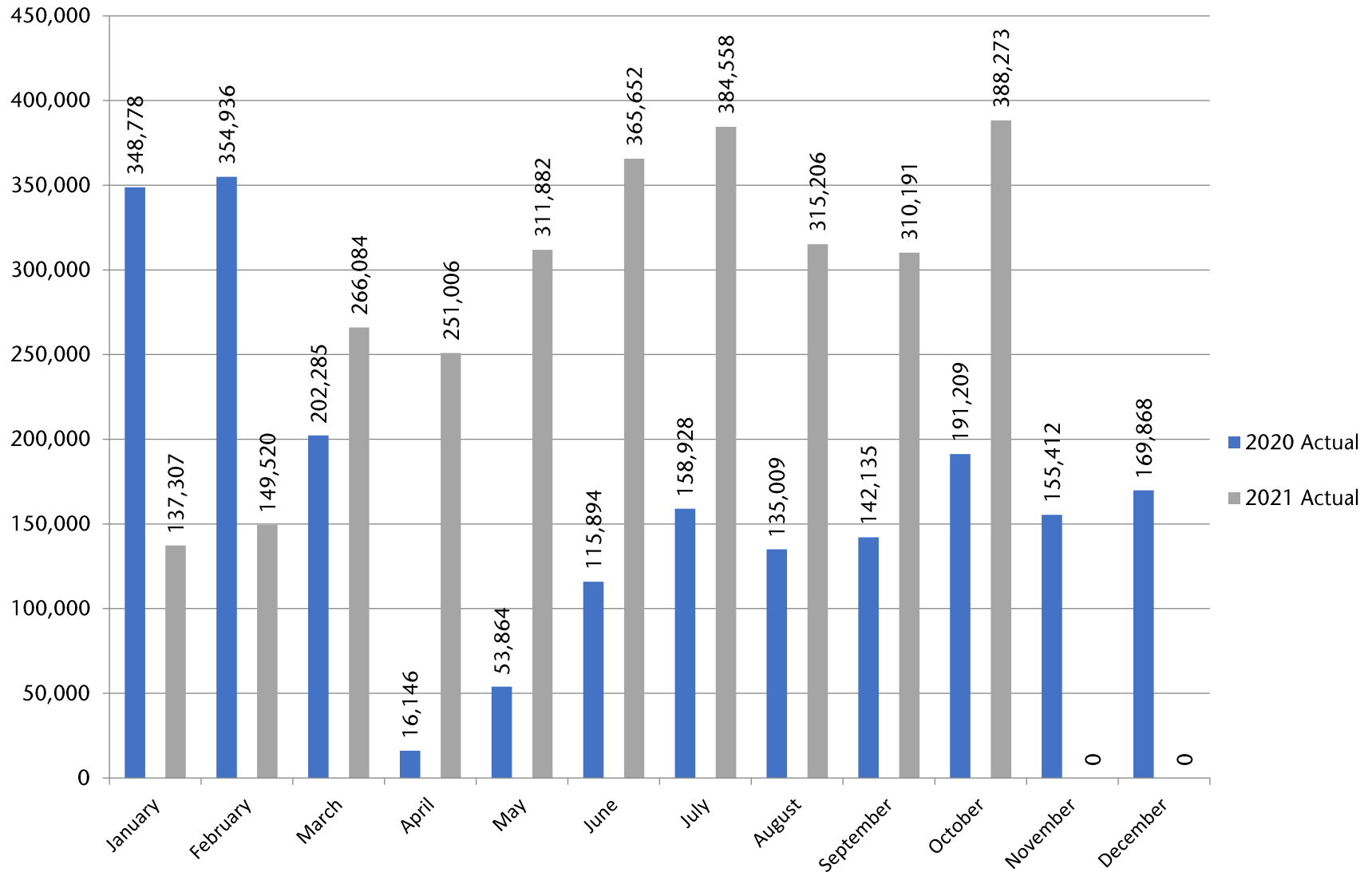
Indianapolis International Airport
Total Passengers
Current Month - October 2021

Operator	Carrier	Enplaning	Enplaning % of Total	Deplaning	Total	% of Total
ALASKA AIRLINES, INC.						
	ALASKA AIRLINES, INC.	4,671	1.2%	5,117	9,788	1.3%
	ALASKA AIRLINES, INC. Total	4,671	1.2%	5,117	9,788	1.3%
CORPORATE FLIGHT MANAGEMENT, INC., d/b/a CONTOUR A						
	CORPORATE FLIGHT MANAGEMENT, INC., d/b/a CONTOUR A	522	0.1%	567	1,089	0.1%
	CORPORATE FLIGHT MANAGEMENT, INC., d/b/a CONTOUR A Total	522	0.1%	567	1,089	0.1%
INDIANAPOLIS AVIATION PARTNERS, LLC						
	INDIANAPOLIS AVIATION PARTNERS, LLC	1,582	0.4%	1,623	3,205	0.4%
	INDIANAPOLIS AVIATION PARTNERS, LLC Total	1,582	0.4%	1,623	3,205	0.4%
SPIRIT AIRLINES						
	SPIRIT AIRLINES	20,939	5.4%	19,663	40,602	5.1%
	SPIRIT AIRLINES Total	20,939	5.4%	19,663	40,602	5.1%
SUN COUNTRY, INC						
	SUN COUNTRY, INC	1,325	0.3%	1,263	2,588	0.3%
	SUN COUNTRY, INC Total	1,325	0.3%	1,263	2,588	0.3%
SWIFT AIR, LLC DBA IAERO AIRWAYS						
	SWIFT AIR, LLC DBA IAERO AIRWAYS	0	0.0%	0	0	0.0%
	SWIFT AIR, LLC DBA IAERO AIRWAYS Total	0	0.0%	0	0	0.0%
AIR CANADA JAZZ						
	JAZZ AVIATION LP	0	0.0%	0	0	0.0%
	AIR CANADA JAZZ Total	0	0.0%	0	0	0.0%
AIR GEORGIAN LIMITED						
	AIR GEORGIAN LIMITED DBA AIR CANADA EXPRESS	0	0.0%	0	0	0.0%
	AIR GEORGIAN LIMITED Total	0	0.0%	0	0	0.0%
ALLEGiant AIR						
	ALLEGiant AIR	26,855	6.9%	26,409	53,264	6.9%
	ALLEGiant AIR Total	26,855	6.9%	26,409	53,264	6.9%
AMERICAN AIRLINES						
	AMERICAN AIRLINES, INC	99,294	25.6%	99,181	198,475	25.8%
	AMERICAN AIRLINES Total	99,294	25.6%	99,181	198,475	25.8%
DELTA AIR LINES						
	DELTA AIR LINES, INC	79,389	20.4%	79,301	158,690	20.6%
	DELTA AIR LINES Total	79,389	20.4%	79,301	158,690	20.6%
FRONTIER AIRLINE						
	FRONTIER AIRLINES, INC.	9,306	2.4%	9,042	18,348	2.4%
	FRONTIER AIRLINE Total	9,306	2.4%	9,042	18,348	2.4%
SIGNATURE FLIGHT SERVICES						
	SIGNATURE FLIGHT SUPPORT	0	0.0%	0	0	0.0%
	SIGNATURE FLIGHT SERVICES Total	0	0.0%	0	0	0.0%
SOUTHWEST AIRLINES						
	SOUTHWEST AIRLINES	97,150	25.0%	95,051	192,201	24.7%
	SOUTHWEST AIRLINES Total	97,150	25.0%	95,051	192,201	24.7%
UNITED AIRLINES						
	UNITED AIRLINES	47,235	12.2%	47,210	94,445	12.3%
	UNITED AIRLINES Total	47,235	12.2%	47,210	94,445	12.3%
OTHER CARRIERS / MISC						
	OTHER CARRIERS / MISC Total	5	0.0%	3	8	0.0%
	Total	388,273	100.0%	384,430	772,703	100.0%

Indianapolis International Airport
Total Passengers
Year To Date - October 2021

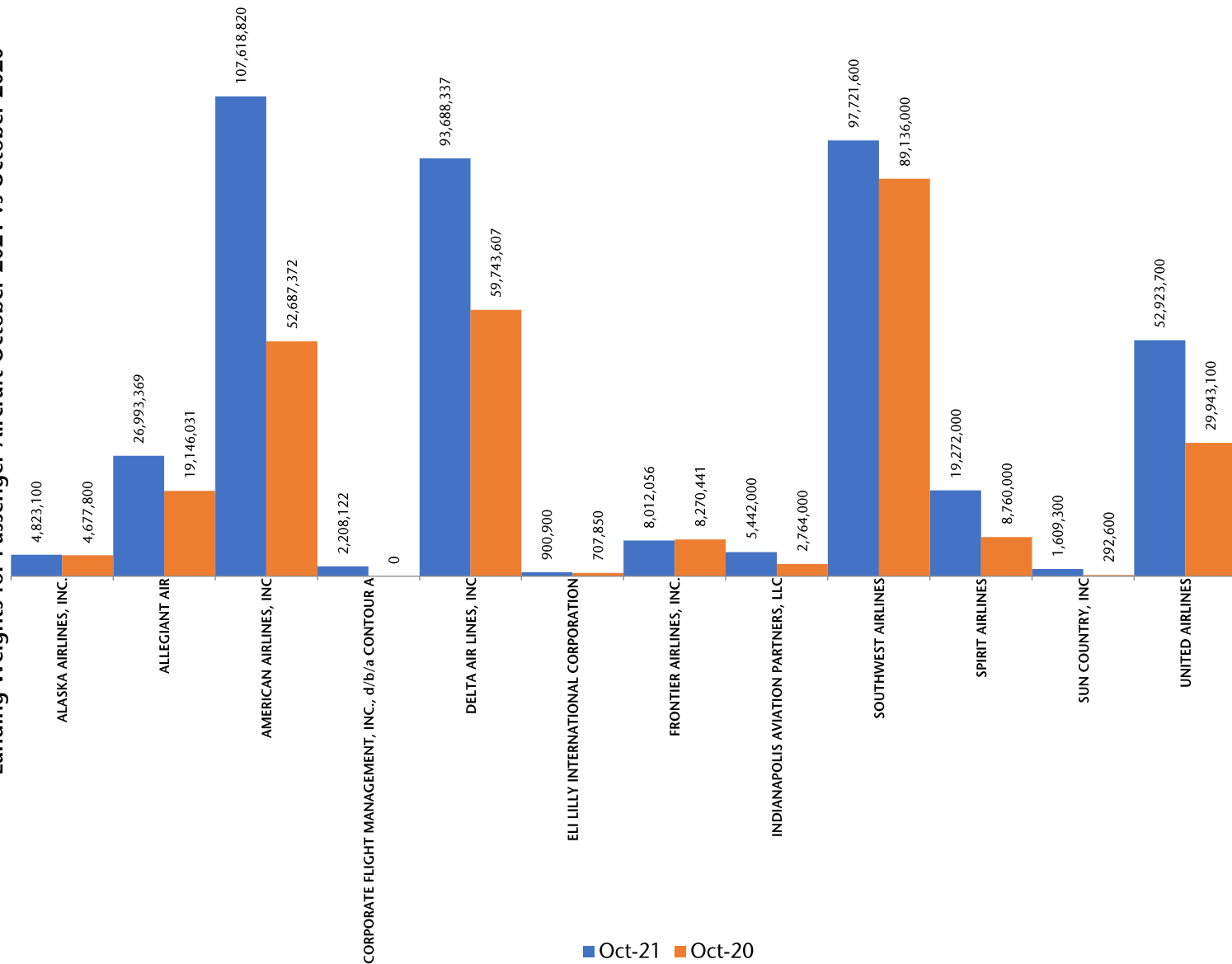
Operator	Carrier	Enplaning	Enplaning % of Total	Deplaning	Total	% of Total
ALASKA AIRLINES, INC.						
	ALASKA AIRLINES, INC.	35,830	1.2%	38,184	74,014	1.3%
	ALASKA AIRLINES, INC. Total	35,830	1.2%	38,184	74,014	1.3%
CORPORATE FLIGHT MANAGEMENT, INC., d/b/a CONTOUR A						
	CORPORATE FLIGHT MANAGEMENT, INC., d/b/a CONTOUR A	522	0.0%	567	1,089	0.0%
	CORPORATE FLIGHT MANAGEMENT, INC., d/b/a CONTOUR A Total	522	0.0%	567	1,089	0.0%
INDIANAPOLIS AVIATION PARTNERS, LLC						
	INDIANAPOLIS AVIATION PARTNERS, LLC	7,565	0.3%	7,539	15,104	0.3%
	INDIANAPOLIS AVIATION PARTNERS, LLC Total	7,565	0.3%	7,539	15,104	0.3%
SPIRIT AIRLINES						
	SPIRIT AIRLINES	205,905	7.2%	205,514	411,419	7.0%
	SPIRIT AIRLINES Total	205,905	7.2%	205,514	411,419	7.0%
SUN COUNTRY, INC						
	SUN COUNTRY, INC	6,425	0.2%	5,945	12,370	0.2%
	SUN COUNTRY, INC Total	6,425	0.2%	5,945	12,370	0.2%
SWIFT AIR, LLC DBA IAERO AIRWAYS						
	SWIFT AIR, LLC DBA IAERO AIRWAYS	0	0.0%	149	149	0.0%
	SWIFT AIR, LLC DBA IAERO AIRWAYS Total	0	0.0%	149	149	0.0%
AIR CANADA JAZZ						
	JAZZ AVIATION LP	0	0.0%	0	0	0.0%
	AIR CANADA JAZZ Total	0	0.0%	0	0	0.0%
AIR GEORGIAN LIMITED						
	AIR GEORGIAN LIMITED DBA AIR CANADA EXPRESS	0	0.0%	0	0	0.0%
	AIR GEORGIAN LIMITED Total	0	0.0%	0	0	0.0%
ALLEGiant AIR						
	ALLEGiant AIR	192,373	6.7%	194,990	387,363	6.7%
	ALLEGiant AIR Total	192,373	6.7%	194,990	387,363	6.7%
AMERICAN AIRLINES						
	AMERICAN AIRLINES, INC	670,461	23.3%	678,019	1,348,480	23.2%
	AMERICAN AIRLINES Total	670,461	23.3%	678,019	1,348,480	23.2%
DELTA AIR LINES						
	DELTA AIR LINES, INC	518,159	18.0%	529,550	1,047,709	18.2%
	DELTA AIR LINES Total	518,159	18.0%	529,550	1,047,709	18.2%
FRONTIER AIRLINE						
	FRONTIER AIRLINES, INC.	97,108	3.4%	97,902	195,010	3.4%
	FRONTIER AIRLINE Total	97,108	3.4%	97,902	195,010	3.4%
SIGNATURE FLIGHT SERVICES						
	SIGNATURE FLIGHT SUPPORT	0	0.0%	0	0	0.0%
	SIGNATURE FLIGHT SERVICES Total	0	0.0%	0	0	0.0%
SOUTHWEST AIRLINES						
	SOUTHWEST AIRLINES	832,092	28.9%	839,031	1,671,123	28.8%
	SOUTHWEST AIRLINES Total	832,092	28.9%	839,031	1,671,123	28.8%
UNITED AIRLINES						
	UNITED AIRLINES	313,157	10.9%	319,453	632,610	11.0%
	UNITED AIRLINES Total	313,157	10.9%	319,453	632,610	11.0%
OTHER CARRIERS / MISC						
	OTHER CARRIERS / MISC Total	15	0.0%	12	27	0.0%
	Total	2,879,612	100.0%	2,916,855	5,796,467	100.0%

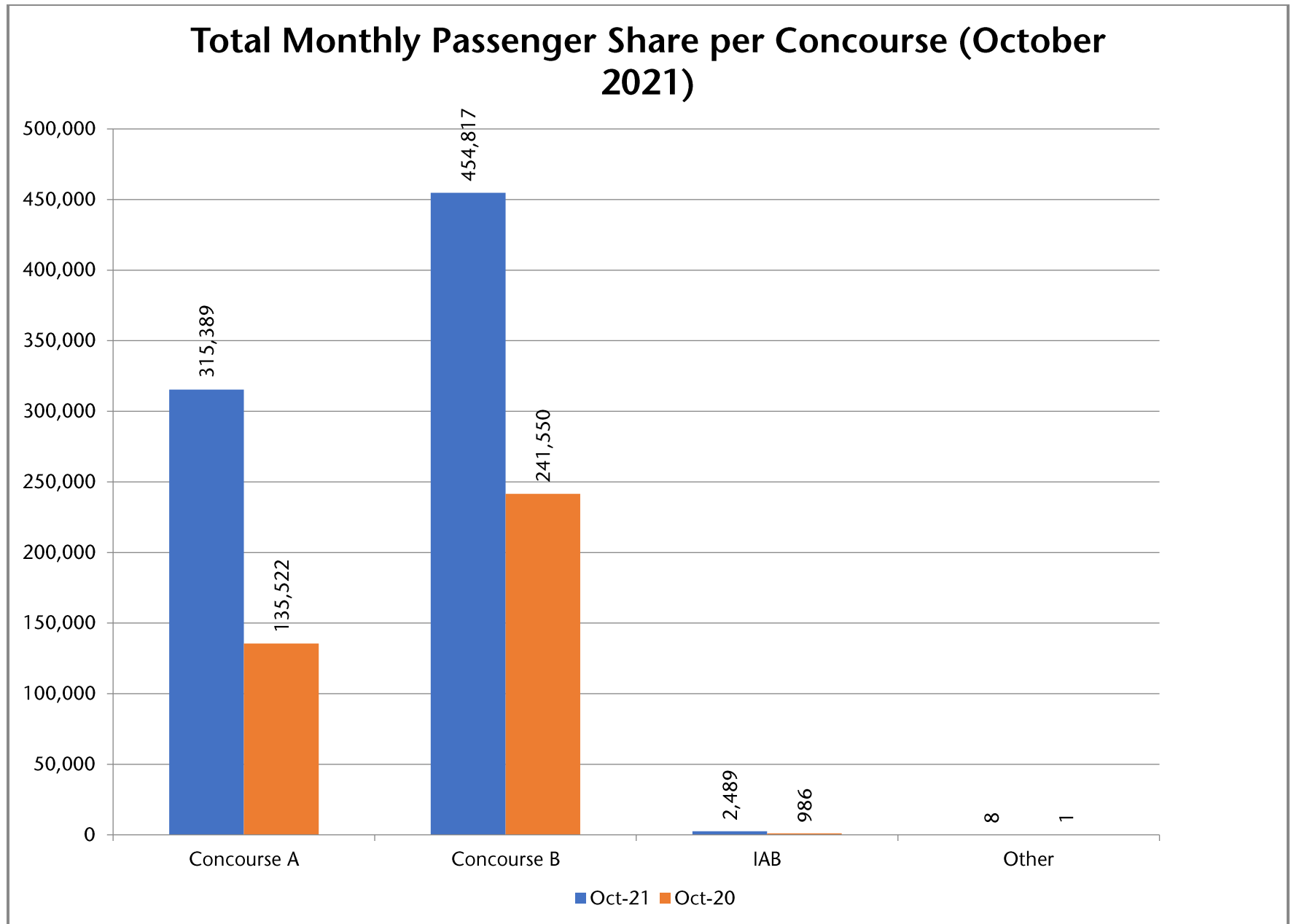
Traffic Forecast (Enplaned Passenger) By Month



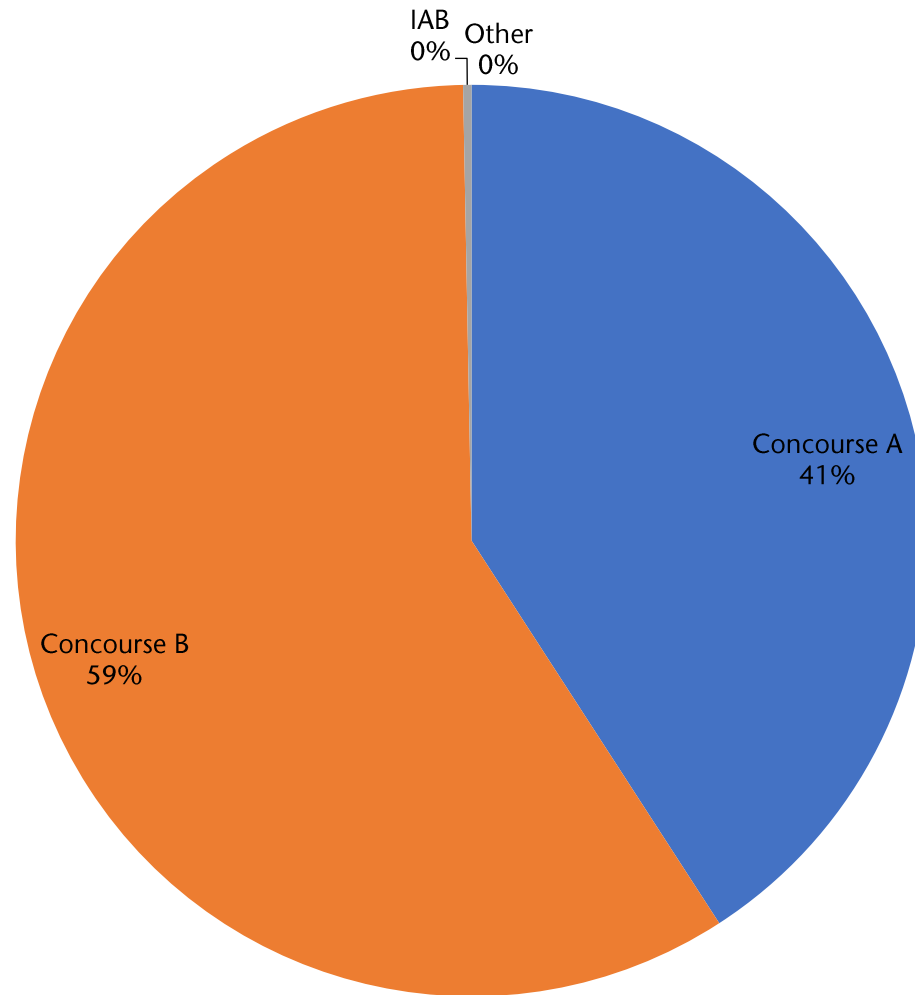
Airline Activity Report 2021

Landing Weights for Passenger Aircraft October 2021 vs October 2020

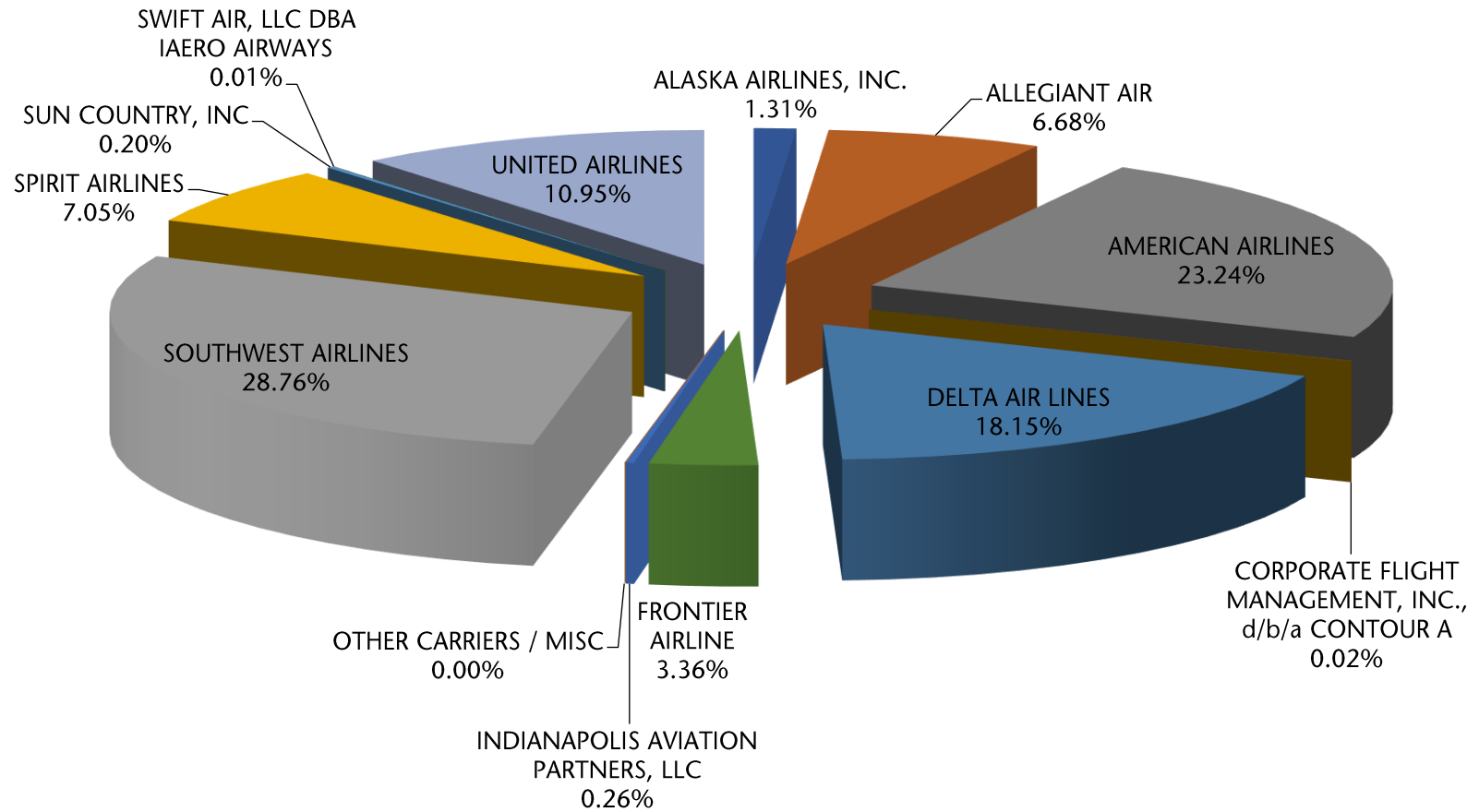




Passenger Share per Concourse By Current Month October 2021 - Enplaning



Y-T-D Market Share by Group / Airline / Total Passengers (October 2021)



Market Share October 2021

